



President
Mr. Wes Heathcock
Town of Loomis

Vice President
Mr. Todd Juhasz
City of Mt. Shasta

Secretary
Ms. Muriel Howarth
City of Mt. Shasta

Treasurer
Mr. Blake Michaelsen
City of Dunsmuir

SMALL CITIES ORGANIZED RISK EFFORT BOARD MEETING AGENDA

Location: Gaia Hotel
4125 Riverside Place
Anderson, CA 96007

Date: Friday, October 27, 2023

Time: Breakfast available at 7:30 am
Board Meeting Call to Order 8:00 am

A	Action
I	Information
1	Attached
2	Hand Out
3	Separate Cover
4	Verbal

BOARD MEETING

- A. CALL TO ORDER – 8:00 a.m.**
- B. ROLL CALL**
- C. APPROVAL OF AGENDA AS POSTED** **A 1**
- D. PUBLIC COMMENTS** **I 4**
- E. CONSENT CALENDAR** **A 1**
All matters listed under the consent calendar are considered routine with no separate discussion necessary. Any member of the public or Board of Directors may request any item to be considered separately.

- Pg. 4* 1. Board of Directors Teleconference Meeting Minutes – August 25, 2023
- Pg. 10* 2. SCORE Checking Register – July—September 2023
- Pg. 12* 3. Chandler Asset Management Investment Statements – August—September 2023
- Pg. 153* 4. US Bank Account Statement – August—September 2023
- Pg. 231* 5. Local Agency Investment Fund (LAIF) Quarterly Statement of Investments – September 30, 2023
- Pg. 232* 6. Treasurer’s Report for Period Ending September 30, 2023
- Pg. 234* 7. Vector Solutions Utilization Report January – September 2023
- Pg. 237* 8. SCORE Internal Controls – REDLINE
- Pg. 242* 9. PRISM Pollution Premium Estimates – October 2023
- Pg. 243* 10. SCORE FY 23-24 Loss Control Grant Funding Usage as of October 20, 2023

- F. ADMINISTRATIVE REPORT**
- 1. President’s Report**
Wes Heathcock will address the Board on items pertaining to SCORE.
- 2. Alliant Update** **I 4**
The Program Administrator will address the Board on Alliant matters pertinent to SCORE.
 - a. Annual Report**
 - b. Claims Reporting Manual**
 - c. Annual Vendor Service Provider Survey**

G. FINANCIAL

- 8:20 am –
8:40 am
Pg. 244
1. **Quarterly Financials for QE June 30, 2023** **A 2**
The June 30, 2023, Quarterly Financial Report will be presented by Gilbert Associates, Inc. and the Board may take action to Accept and File.
- 8:40 am –
9:00 am
Pg. 264
2. **Financial Audit for Year ended June 30, 2023** **A 2**
Maze & Associates will present the Draft Financial Audit for Fiscal Year Ending June 30, 2023, to the Board for review and acceptance or direction.
3. **City of Isleton Financial Requests**
- 9:00 am –
9:15 am
Pg. 265
- a. **Payroll Adjustment Request** **A 1**
Program Administration has received a letter from the City of Isleton and the Board will review and consider approval of requesting a payroll adjustment for the City of Isleton.
- 9:15 am –
9:30 am
Pg. 267
- b. **Request for Payment Plan FY 23/24** **A 1**
Program Administration has received a letter from the City of Isleton and the Board will review and consider approving a payment plan with 9 installments.
- 9:30 am –
9:45 am
- BREAK**

H. JPA BUSINESS

- 9:45 am –
10:00 am
Pg. 274
1. **SCORE FY 24/25 Meeting Dates and Locations** **A 1**
The Board is asked to approve dates and locations for the FY 24/25 meetings.
- 10:00 am –
10:30 am
Pg. 276
2. **Claims Settlement Authority for the SCORE President**
The Board will consider granting settlement authority to the SCORE President to resolve claims.
- 10:30 am –
11:00 am
Pg. 277
3. **Form 700 – Filing process** **I 1**
The Board will be reminded of the process for changing a Board Representative or Board Alternate for the SCORE Board of Directors including potential fines for failure to complete timely.
- 11:00 am –
11:30 am
Pg. 278
4. **SCORE Schedule of Contracts and Renewal Direction** **A 1**
The Board will provide direction on action steps for renewal of vendor contracts.
- 11:30 am –
12:00 pm
Pg. 280
5. **Policy and Procedure Payment Plan Requests**
The Board will consider establishing a process for making any request for a payment plan. **A 1**
- 12:00 pm –
1:00 pm
Pg. 282
- LUNCH TRAINING PRESENTATION** **I 2**
Sidewalk & Tree Risk Management
Chris Carmona of George Hills & Company will provide an overview of the City of Fairfield's process of implementing sidewalk and tree ordinances.

1:00 pm –	I. ROUNDTABLE DISCUSSION	I 1
1:30 pm	<i>The Board is asked to review the feedback provided at the Planning Session and</i>	
Pg. 283	<i>provide direction for action items to address the issues raised at the meeting.</i>	
	J. INFORMATION ITEMS	I
Pg. 285	1. Police Training Day – November 8, 2023 Rocklin, CA	1
Pg. 286	2. “Your Black Swan is Someone Else’s Grey Rhino” January 25, 2024	1
	3. PARMA Conference, Indian Wells, CA, February 20 -23, 2024	1
Pg. 287	4. SCORE Resource Contact Guide	1
Pg. 304	5. Glossary of Terms	
Pg. 314	6. SCORE Travel Reimbursement Form	
	K. CLOSING COMMENTS	
	L. ADJOURNMENT	

UPCOMING MEETING: *Board of Directors – January 26, 2024 at Gaia Hotel, Anderson, CA*

IMPORTANT NOTICES AND DISCLAIMERS:

Per Government Code 54954.2, persons requesting disability related modifications or accommodations, including auxiliary aids or services in order to participate in the meeting, are requested to contact Michelle Minnick at Alliant Insurance at (916) 643-2715. The Agenda packet will be posted on the SCORE website at www.scorejpa.org. Documents and material relating to an open session agenda item that are provided to the SCORE Board of Directors less than 72 hours prior to a regular meeting will be available for public inspection and copying at 2180 Harvard Street, Suite 460, Sacramento, CA 95815. Access to some buildings and offices may require routine provisions of identification to building security. However, SCORE does not require any member of the public to register his or her name, or to provide other information, as a condition to attendance at any public meeting and will not inquire of building security concerning information so provided. See Government Code section 54953.3.



CONSENT CALENDAR

ACTION ITEM

ISSUE: The Board reviews items on the Consent Calendar, and if any item requires clarification or discussion a Member should ask that it be removed for separate action. Items requested to be removed from Consent will be placed back on the agenda in an order determined by the President.

RECOMMENDATION: Adoption of the Consent Calendar after review by the Board of Directors.

FISCAL IMPACT: None

BACKGROUND: Items of importance that may not require discussion are included on the Consent Calendar for adoption.

ATTACHMENT(S):

1. Board of Directors Teleconference Meeting Minutes – August 25, 2023
2. SCORE Checking Register – July—September 2023
3. Chandler Asset Management Investment Statements – August—September 2023
4. US Bank Account Statement – August—September 2023
5. Local Agency Investment Fund (LAIF) Quarterly Statement of Investments – September 30, 2023
6. Treasurer’s Report for Period Ending September 30, 2023
7. Vector Solutions Utilization Report January – September 2023
8. SCORE Internal Controls – REDLINE
9. PRISM Pollution Premium Estimates – October 2023
10. SCORE FY 23-24 Loss Control Grant Funding Usage as of October 20, 2023



**Small Cities Organized Risk Effort (SCORE)
Board of Directors Teleconference Meeting Minutes
August 25, 2023**

Member Cities Present:

Josh Cook City of Biggs
Roben Benish, City of Biggs
Shanna Stahl, City of Colfax
Blake Michaelsen, City of Dunsmuir
Pamela Eastlick, City of Etna
Aaron Palmer, City of Live Oak
Jessica Mata, City of Live Oak
Wes Heathcock, Town of Loomis
Kathy LeBlanc, City of Loyalton
Jessie Monday, City of Montague

Todd Juhasz, City of Mt. Shasta
Muriel Terrell, City of Mt. Shasta
Jim Murphy, City of Portola
Kyle Knopp, City of Rio Dell
Wendy Howard, City of Shasta Lake
Dan Newton, City of Susanville
Heidi Whitlock, City of Susanville
Jenny Coelho, City of Tulelake
Sandra Duchi, City of Weed
Rhett Hogan, City of Yreka

Member Cities Absent:

Charles Bergson, City of Isleton

Consultants & Guests

Marcus Beverly, Alliant Insurance Services
Conor Boughey, Alliant Insurance Services
Michelle Minnick, Alliant Insurance Services
David Patzer, DKF
John Balestrini, DKF
Intercare, Danielle Buri- Beaton

Intercare, Luanne Koppel
George Hills, Tammy Hunt
George Hills, Chris Carmona
George Hills, Chris Shaffer
George Hills, Kathleen Proctor
George Hills, Randy Lingenfelter

A. CALL TO ORDER

Mr. Wes Heathcock called the meeting to order at 9:03 a.m.

B. ROLL CALL

The above mentioned members were present constituting a quorum. Cities absent from this meeting were the City of Isleton and the City of Yreka.

C. APPROVAL OF AGENDA AS POSTED

A motion was made to approve the Agenda as presented.

MOTION: Blake Michaelsen **SECOND:** Pamela Eastlick

**MOTION CARRIED
UNANIMOUSLY**



D. PUBLIC COMMENT

There were no public comments.

E. CONSENT CALENDAR

1. Board of Directors Meeting *Draft* Minutes – June 24, 2023
2. US Bank Account Statements – June—July 2023
3. Local Agency Investment Fund (LAIF) Quarterly Statement of Investments – June 30, 2023
4. Treasurer’s Report as of March 31, 2023
5. Treasurer’s Report as of June 30, 2023
6. Investment Statements from Chandler Asset Management – June—July 2023
7. SCORE Checking Register as of March—July 2023
8. ACI Quarterly Utilization Report – April—June 2023
9. SCORE FY 23-24 Loss Control Grant Funding Usage as of August 21, 2023

A motion was made to accept the consent calendar.

MOTION: Kathy LeBlanc

SECOND: Pamela Eastlick

**MOTION CARRIED
UNANIMOUSLY**

F. ADMINISTRATIVE REPORTS

F.1. President’s Report

Mr. Wes Heathcock wanted to encourage members to consider sending employees to the first amendment training provided by PRISM and provided some comments about experience with these type of situations. Also wanted to thank John Balestrini who performed recently in the Loomis region.

F.2. Alliant Update

- a) **OSIP Questionnaire – due 9/1/23**
- b) **LAWCX Risk Console updates on iLearning – due 9/15/23**

Michelle Minnick provided the Board with a reminder about the upcoming deadlines for request for information as it relates to the OSIP annual filing as well as the Excess Workers’ Compensation carrier LAWCX. Members were encouraged to reach out if they have questions related to these required filings. Marcus Beverly provided that members should consider attending CAJPA and mentioned there will be a memorial video for recent members of the insurance community who have passed.

G. FINANCIAL

G.1. LOYALTON PAYMENT PLAN

Marcus Beverly provided that the City of Loyalton has submitted a request for a payment plan after the policy period began. It was mentioned that Loyalton has previously been on payment plans and they are current with their plan. The city has now requested a plan for the FY 23/24 period.



A motion was made to approve the payment plan as amended with a \$20,000 down payment.

MOTION: Dan Newton

SECOND: Wendy Howard

**MOTION CARRIED
UNANIMOUSLY**

H. JPA BUSINESS

H.1. LOSS CONTROL SERVICES AND WORK PLAN

David Patzer from DKF provided the Board with information related to the State Water Board and the updated waste water requirements as it relates to the Spill Emergency Response plan. He also provided a review of the status of their risk control efforts and reminded members that they have access to TrainingLink which helps to track and store your employee training records. John Balestrini provided a reminder that Live Tailgate training are available to all members and can also be found online in the TrainingLink platform. He also mentioned that site visits are happening with the members and encouraged members to reach out with items that they would like to focus on. Sewer & Stormwater Summit is coming up in October and members were reminded all SCORE Members may attend for at no cost as SCORE is helping sponsor the summit. Members were reminded to focus on sidewalks and tree inspections as we approach the winter months.

H.2. CITY COUNCIL TRAINING

Marcus Beverly provide the Board with an update as we contacted Liebert Cassidy and they provided pricing for a City Council training session. Additionally it was mentioned that California League of Cities provides a two day workshop that covers a wide variety of topics. The following members were interested in hosting or attending an in-person City Council training session/workshop: Shasta Lake, Weed, Tulelake, Yreka, Mt. Shasta, Loyalton, Colfax, Portola, and Etna. Program Administration was provided with direction to follow up with Liebert Cassidy and request a regional workshop and confirm with counsel as it relates to the Brown Act.

H.3. NEW CLAIM REPORTING CONTACTS & PROCEDURES

H.3.A. PROPERTY

Marcus Beverly noted that we are providing a reminder to members about the Property Claims Reporting procedures. He reviewed the Claims Reporting instructions for the APIP Property program and noted that members should report the claim to McLarens and include the Alliant Staff as per usual and if the claim falls under the deductible then members could consider use of their Property Banking Layer.

H.3.B. GENERAL LIABILITY

Marcus Beverly mentioned that George Hills has taken over as the GL Claims Administration claims effective 7/1/23 and reminded members that when they have an auto accident that causes more than \$500 in damage as it helps to protect the city from uninsured motorist. If they are uninsured motorist they are not entitled to general damages for their pain & suffering.



H.3.C. WORKERS' COMPENSATION

Marcus Beverly mentioned that Intercare has taken over as the Workers' Compensation Claims Administration claims effective 7/1/23. Members were reminded that the procedure for reporting Workers' Compensation claims has changed and it was additionally noted that Heather Spain has taken over as our claims adjuster. It was also noted that Intercare will be presenting at the October meeting. Danielle Buri-Beaton also provided a quick review of their Inter-Med Nurse Triage program available to all SCORE members 24/7.

H.4. OCTOBER STRATEGIC PLANNING & BOARD OF DIRECTORS MEETING TOPICS

Marcus Beverly provide a review of the draft of the agenda for the October meetings and asked members if there were any additional items they would like to see on the agenda. After a brief discussion members were in agreement with the draft agendas presented.

H.5. CLAIM DENIALS, REJECTIONS, AND DELEGATION OF AUTHORITY

Chris Carmona from George Hills provided the Board with a review of the recommended steps to deny a claim. He provided the Board with tips and trick to successfully respond and deny claims. Additionally, members were asked to consider passing an ordinance to delegate authority to George Hills to respond on behalf of the City.

I. CLOSED SESSION PURSUANT TO GOVERNMENT CODE SECTION 54956.95

****REQUESTING AUTHORITY**

1. Liability

- a. Swenson v. Mt. Shasta****

J. REPORT FROM CLOSED SESSION

The Board returned from closed session at 11:10 A.M. Mr. Beverly reported that the above closed session items were discussed and appropriate direction was given to Staff and the Claims Administrator.

K. GENERAL RISK MANAGEMENT ISSUES

There was no discussion.

L. INFORMATION ITEMS

- 1. SCORE Resource Contact Guide**
- 2. SCORE Glossary of Terms**
- 3. Law Enforcement Training Day**
- 4. CAJPA & PARMA Conferences**
- 5. ERMA Training Reminder**



M. CLOSING COMMENTS

There were no comments.

N. AJOURNMENT

The meeting was adjourned at 11:12 AM

NEXT MEETING DATE: October 26, 2023 Gaia Hotel, Anderson CA

Respectfully Submitted,

Muriel Terrell, Secretary

Date

DRAFT

07/19/2023	Bill Payment (Check)		Small Cities Organized Risk Efforts George Hill Company, TPA	Inv #July 17 2023	CASH IN BANK:100-02 - WFB 0105 - Main		300,000.00	843,231.99
07/19/2023	Bill Payment (Check)		Maze and Associates	Inv #50217	CASH IN BANK:100-02 - WFB 0105 - Main		2,300.00	840,931.99
07/19/2023	Deposit				CASH IN BANK:100-02 - WFB 0105 - Main	960,409.24		1,801,341.23
07/19/2023	Bill Payment (Check)		Kyle Knopp	Inv #06/30/2023-- bill.com Check Number: 72197811	CASH IN BANK:100-02 - WFB 0105 - Main		206.98	1,801,134.25
07/19/2023	Bill Payment (Check)		Alliant	Acct # SMALCIT - Inv #2353710	CASH IN BANK:100-02 - WFB 0105 - Main		1,337.00	1,799,797.25
07/20/2023	Bill Payment (Check)		LAWCX	Inv #LAWCX2024-0026-- bill.com Check Number: 72211784	CASH IN BANK:100-02 - WFB 0105 - Main		537,784.00	1,262,013.25
07/24/2023	Payment	37815	City of Biggs.		CASH IN BANK:100-02 - WFB 0105 - Main	135,908.25		1,397,921.50
07/24/2023	Bill Payment (Check)		CJPRMA	Inv #LAB-SCORE-23/24-- bill.com Check Number: 72269409	CASH IN BANK:100-02 - WFB 0105 - Main		816,698.30	581,223.20
07/24/2023	Bill Payment (Check)		Alliant	Acct # SMALCIT - Inv #2346043	CASH IN BANK:100-02 - WFB 0105 - Main		293,452.00	287,771.20
07/27/2023	Deposit				CASH IN BANK:100-02 - WFB 0105 - Main	1,848,462.88		2,136,234.08
07/31/2023	Bill Payment (Check)		Alliant	Acct #SMALCIT - Inv #10143330	CASH IN BANK:100-02 - WFB 0105 - Main		1,862,667.18	273,566.90
07/31/2023	Deposit				CASH IN BANK:100-02 - WFB 0105 - Main	269,017.86		542,584.76
07/31/2023	Bill Payment (Check)		LAWCX	Inv #LAWCX2019-0059-5-- bill.com Check Number: 72390390	CASH IN BANK:100-02 - WFB 0105 - Main		12,959.00	529,625.76
08/01/2023	Bill Payment (Check)		George Hills	Inv #INV1025914	CASH IN BANK:100-02 - WFB 0105 - Main		522,125.76	5,583.00
08/02/2023	Bill Payment (Check)		DKF Solutions Group, LLC	Inv #21526	CASH IN BANK:100-02 - WFB 0105 - Main		5,583.00	512,542.76
08/02/2023	Bill Payment (Check)		Intercare Holdings Insurance Services	Inv #07282023SCOREPF	CASH IN BANK:100-02 - WFB 0105 - Main		58,197.28	454,345.48
08/03/2023	Bill Payment (Check)		Pacific Secured Equities Inc. DBA Intercare Holdings Insurance Services	Inv #76-010427	CASH IN BANK:100-02 - WFB 0105 - Main		9,041.30	445,304.18
08/04/2023	Deposit				CASH IN BANK:100-02 - WFB 0105 - Main	982,983.67		1,428,287.85
08/09/2023	Payment	58427	City of Live Oak.		CASH IN BANK:100-02 - WFB 0105 - Main	431,627.88		1,859,915.73
08/11/2023	Payment	50939	City of Mt. Shasta.		CASH IN BANK:100-02 - WFB 0105 - Main	446,826.94		2,306,742.67
08/16/2023	Payment	Bill.com 8/11	Town of Loomis.		CASH IN BANK:100-02 - WFB 0105 - Main	163,625.50		2,470,368.17
08/16/2023	Deposit		LAWCX		CASH IN BANK:100-02 - WFB 0105 - Main	303.72		2,470,671.89
08/21/2023	Bill Payment (Check)		City of Live Oak	Inv #ERMA Div - LO-- bill.com Check Number: 72786852	CASH IN BANK:100-02 - WFB 0105 - Main		2,506.00	2,468,165.89
08/21/2023	Bill Payment (Check)		City of Weed	Inv #ERMA Div - Weed-- bill.com Check Number: 72787680	CASH IN BANK:100-02 - WFB 0105 - Main		1,995.00	2,466,170.89
08/21/2023	Bill Payment (Check)		City of Rio Dell	Inv #ERMA Div - Rio-- bill.com Check Number: 72810428	CASH IN BANK:100-02 - WFB 0105 - Main		1,915.00	2,464,255.89
08/21/2023	Bill Payment (Check)		Town of Loomis	Inv #ERMA Div - LOO	CASH IN BANK:100-02 - WFB 0105 - Main		1,394.00	2,462,861.89
08/21/2023	Bill Payment (Check)		Aces Up	Inv #YLANGU-NF4A3-7TR77-PGT-- bill.com Check Number: 72780860	CASH IN BANK:100-02 - WFB 0105 - Main		1,392.00	2,461,469.89
08/21/2023	Bill Payment (Check)		City of Portola	Inv #ERMA Div - Port	CASH IN BANK:100-02 - WFB 0105 - Main		1,302.00	2,460,167.89
08/21/2023	Bill Payment (Check)		City of Colfax	Inv #ERMA Div - COL	CASH IN BANK:100-02 - WFB 0105 - Main		1,102.00	2,459,065.89
08/21/2023	Bill Payment (Check)		City of Mt. Shasta	Inv #ERMA Div - MShasta	CASH IN BANK:100-02 - WFB 0105 - Main		3,673.00	2,455,392.89
08/21/2023	Bill Payment (Check)		City of Yreka	Inv #ERMA Div - Yreka	CASH IN BANK:100-02 - WFB 0105 - Main		5,784.00	2,449,608.89
08/21/2023	Bill Payment (Check)		City of Shasta Lake	Inv #ERMA Div - Shasta L	CASH IN BANK:100-02 - WFB 0105 - Main		6,414.00	2,443,194.89
08/21/2023	Bill Payment (Check)		City of Susanville	Inv #ERMA Div - Susan-- bill.com Check Number: 72788147	CASH IN BANK:100-02 - WFB 0105 - Main		7,001.00	2,436,193.89
08/21/2023	Bill Payment (Check)		Gibbons & Conley	Inv #23July3613-- bill.com Check Number: 72816665	CASH IN BANK:100-02 - WFB 0105 - Main		660.10	2,435,533.79
08/21/2023	Bill Payment (Check)		City of Doris	Inv #ERMA Div - Dor-- bill.com Check Number: 72804808	CASH IN BANK:100-02 - WFB 0105 - Main		130.00	2,435,403.79
08/21/2023	Bill Payment (Check)		City of Tulelake	Inv #ERMA Div - Tule-- bill.com Check Number: 72823172	CASH IN BANK:100-02 - WFB 0105 - Main		529.00	2,434,874.79
08/24/2023	Bill Payment (Check)		Intercare Holdings Insurance Services	Inv #08182023SCOREPF	CASH IN BANK:100-02 - WFB 0105 - Main		135,000.00	2,299,874.79
08/28/2023	Bill Payment (Check)		City of Shasta Lake	Inv #Resurface PB Cts	CASH IN BANK:100-02 - WFB 0105 - Main		3,893.29	2,295,981.50
08/28/2023	Bill Payment (Check)		Heidi Whitlock	Inv #BOD Sus 6/23-- bill.com Check Number: 72928814	CASH IN BANK:100-02 - WFB 0105 - Main		141.48	2,295,840.02
08/31/2023	Payment	8367	City of Loyalton.		CASH IN BANK:100-02 - WFB 0105 - Main	28,428.63		2,324,268.65
09/01/2023	Bill Payment (Check)		DKF Solutions Group, LLC	Inv #21639	CASH IN BANK:100-02 - WFB 0105 - Main		9,583.00	2,314,685.65
09/01/2023	Bill Payment (Check)		City of Shasta Lake	Inv #SL-Conf Reimbursement	CASH IN BANK:100-02 - WFB 0105 - Main		1,000.00	2,313,685.65
09/05/2023	Deposit		LAWCX		CASH IN BANK:100-02 - WFB 0105 - Main	49,474.21		2,363,159.86
09/07/2023	Bill Payment (Check)		ACI Specialty Benefits (Corp)	Inv #ACI2593-IN-- bill.com Check Number: 73127085	CASH IN BANK:100-02 - WFB 0105 - Main		12,175.20	2,350,984.66
09/07/2023	Bill Payment (Check)		Pacific Secured Equities Inc. DBA Intercare Holdings Insurance Services	Inv #76-010511	CASH IN BANK:100-02 - WFB 0105 - Main		9,041.30	2,341,943.36
09/07/2023	Bill Payment (Check)		George Hills	Inv #INV1026126	CASH IN BANK:100-02 - WFB 0105 - Main		7,500.00	2,334,443.36
09/07/2023	Transfer				CASH IN BANK:100-02 - WFB 0105 - Main	1,500,000.00		834,443.36
09/12/2023	Bill Payment (Check)		Gibbons & Conley	Inv #23 Aug 3669-- bill.com Check Number: 73214733	CASH IN BANK:100-02 - WFB 0105 - Main		235.75	834,207.61
09/18/2023	Deposit		LAWCX		CASH IN BANK:100-02 - WFB 0105 - Main	1,749.83		835,957.44
09/19/2023	Payment	8372	City of Loyalton.		CASH IN BANK:100-02 - WFB 0105 - Main	13,948.81		849,906.25
09/19/2023	Payment	19124	City of Isleton.		CASH IN BANK:100-02 - WFB 0105 - Main	10,000.00		859,906.25
09/20/2023	Bill Payment (Check)		City of Dunsuir	Inv #Dan Conf Reimb-- bill.com Check Number: 73343173	CASH IN BANK:100-02 - WFB 0105 - Main		403.74	859,502.51
09/20/2023	Bill Payment (Check)		Blake Michaelson	Inv #BM Conf Reimb	CASH IN BANK:100-02 - WFB 0105 - Main		157.92	859,344.59
09/21/2023	Bill Payment (Check)		Small Cities Organized Risk Efforts George Hill Company, TPA	Inv #Replenishment 9-10-23	CASH IN BANK:100-02 - WFB 0105 - Main		99,569.83	759,774.76
09/21/2023	Bill Payment (Check)		LAWCX	Inv #Reimb Pmt in Error-- bill.com Check Number: 73371603	CASH IN BANK:100-02 - WFB 0105 - Main		303.72	759,471.04
09/22/2023	Payment	2463	City of Isleton.		CASH IN BANK:100-02 - WFB 0105 - Main	15,000.00		774,471.04
09/22/2023	Bill Payment (Check)		Intercare Holdings Insurance Services	Inv #082023SCORE	CASH IN BANK:100-02 - WFB 0105 - Main		49,558.00	724,913.04
Total for 100-02 - WFB 0105 - Main							\$ 5,361,077.44	\$ 6,148,714.38

Wednesday, Oct 18, 2023 10:47:23 AM GMT-7 - Accrual Basis



Small Cities Organized Risk Effort - Account #590

MONTHLY ACCOUNT STATEMENT

AUGUST 1, 2023 THROUGH AUGUST 31, 2023

Chandler Team:

For questions about your account, please call (800) 317-4747,
or contact operations@chandlerasset.com

Custodian

US Bank
Alexander Bazan
(503) 402-5305

CHANDLER ASSET MANAGEMENT
chandlerasset.com

Information contained herein is confidential. We urge you to compare this statement to the one you receive from your qualified custodian. Please see Important Disclosures.



PORTFOLIO CHARACTERISTICS

Average Modified Duration	2.38
Average Coupon	2.42%
Average Purchase YTM	2.52%
Average Market YTM	4.97%
Average S&P/Moody Rating	AA/Aa1
Average Final Maturity	2.76 yrs
Average Life	2.57 yrs

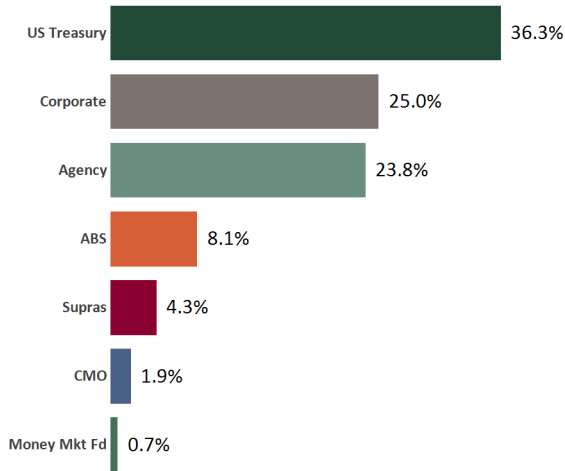
ACCOUNT SUMMARY

	Beg. Values as of 7/31/23	End Values as of 8/31/23
Market Value	14,715,742	14,754,117
Accrued Interest	86,005	88,224
Total Market Value	14,801,747	14,842,341
Income Earned	31,077	32,297
Cont/WD		-1,034
Par	15,478,917	15,505,832
Book Value	15,388,545	15,413,515
Cost Value	15,433,284	15,457,869

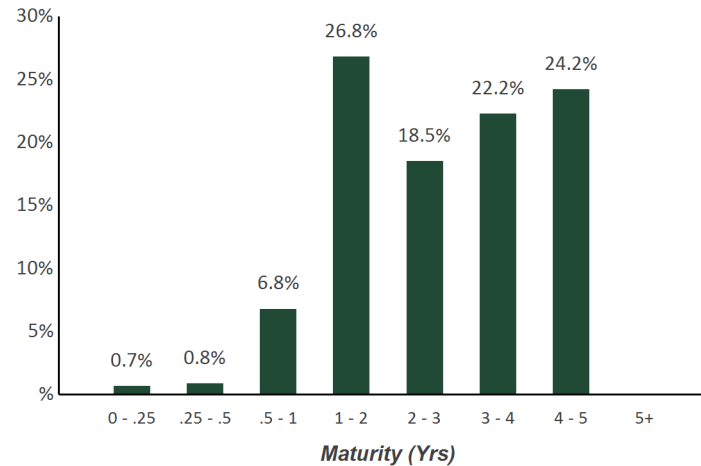
TOP ISSUERS

Government of United States	36.3%
Federal Home Loan Bank	10.6%
Federal National Mortgage Assoc	8.4%
Federal Home Loan Mortgage Corp	5.7%
Honeywell Corp	2.4%
Intl Bank Recon and Development	1.9%
John Deere ABS	1.9%
Inter-American Dev Bank	1.8%
Total	69.0%

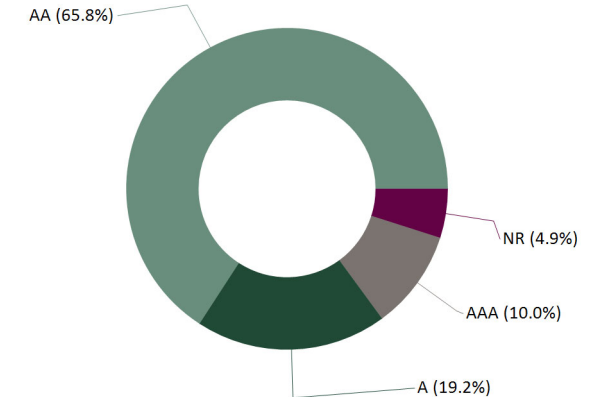
SECTOR ALLOCATION



MATURITY DISTRIBUTION



CREDIT QUALITY (S&P)



PERFORMANCE REVIEW

TOTAL RATE OF RETURN	Annualized								
	1M	3M	YTD	1YR	2YRS	3YRS	5YRS	10YRS	3/31/2006
Small Cities Organized Risk Effort	0.28%	0.13%	1.94%	1.36%	-1.89%	-1.21%	1.23%	1.17%	2.38%
ICE BofA 1-5 Yr US Treasury & Agency Index	0.28%	-0.16%	1.53%	0.75%	-2.39%	-1.63%	0.94%	0.92%	2.11%
ICE BofA 1-5 Yr AAA-A US Corp & Govt Index	0.26%	-0.10%	1.63%	0.86%	-2.37%	-1.58%	1.02%	1.02%	2.19%

Statement of Compliance

As of August 31, 2023



Small Cities Organized Risk Effort

Assets managed by Chandler Asset Management are in full compliance with state law and with the Client's investment policy.

Category	Standard	Comment
U.S. Treasuries	No limit; 5 years max maturity	Complies
Federal Agencies	30% max per Agency/GSE issuer; 20% max callable agency securities; 5 years max maturity	Complies
Supranational Obligations	"AA" rating category or higher by a NRSRO; 30% max; 10% max per issuer; 5 years max maturity; USD denominated senior unsecured unsubordinated obligations; Issued or unconditionally guaranteed by IBRD, IFC, IADB	Complies
Municipal Securities (CA, Other States)	"A" rating category or better by a NRSRO; 30% max; 5% max per issuer; 5 years max maturity	Complies
Corporate Medium Term Notes	"A" rating category or better by a NRSRO; 30% max; 5% max per issuer; 5 years max maturity; Corporate and depository institution debt securities; Issued only by corporations organized and operating within the U.S. or by depository institutions licensed by the U.S. or any state and operating within the U.S.	Complies
Asset-Backed, Mortgage-Backed, Mortgage Pass-Through Securities, Collateralized Mortgage Obligations	"AA" rating category or better by a NRSRO; 20% max (combined); 5% max per issuer; 5 years max maturity; From issuers not defined in Sections 1 (U.S. Treasury) and 2 (Federal Agencies) of the Investment Instrument and Maturities section of the policy	Complies
Negotiable Certificates of Deposit (NCD)	Any amount above FDIC insured limit must be issued by institutions with "A-1" short-term debt rating or better by a NRSRO; or "A" long-term rating category or better by a NRSRO; 30% max; 5% max per issuer; 5 years max maturity	Complies
Time Deposits (Non-negotiable CD/TD)	20% max combined FDIC & Collateralized CD/TD; 5 years max maturity	Complies
Collateralized Bank Deposits	Deposits with financial institutions will be collateralized with pledged securities per California Government Code	Complies
Banker's Acceptances	"A-1" short-term rated or higher by a NRSRO; or "A" long term debt rating category or higher by a NRSRO; 40% max; 5% max per issuer; 180 days max maturity	Complies
Commercial Paper	25% max; 5% max per issuer; 270 days maturity; 10% max of the outstanding paper of the issuing corporation; Issued by an entity that meets all of the following conditions in either (a) or (b): a. Securities issued by corporations: (i) organized and operating within the U.S. with assets > \$500 million; (ii) "A-1" rated or better by a NRSRO; (iii) "A" rating or better by a NRSRO, if issuer has debt obligations; b. Securities issued by other entities: (i) organized within the U.S. as a special purpose corporation, trust, or limited liability company; (ii) must have program-wide credit enhancements including, but not limited to, overcollateralization, letters of credit, or a surety bond; (iii) rated "A-1" or better by a NRSRO.	Complies
Money Market Mutual Funds	20% max combined Money Market Mutual Funds and Mutual Funds; 20% max per Money Market Mutual Fund; Registered with SEC under Investment Company Act of 1940 and issued by diversified management companies and meet either of the following criteria: (i) Highest rating by two NRSROs; or (ii) Retained an investment adviser registered or exempt from SEC registration with > 5 years experience managing money market mutual funds with AUM >\$500 million	Complies

Mutual Funds	20% max combined Money Market Mutual Funds and Mutual Funds; 10% max per Mutual Fund; Invest in securities as authorized under CGC, Section 53601 (a) to (k) and (m) to (q) inclusive and meet either of the following criteria: (i) Highest rating by two NRSROs; or (ii) Retained an investment adviser registered or exempt from SEC registration with > 5 years experience investing in securities authorized by CGC, Section 53601 and with AUM >\$500 million	<i>Complies</i>
Local Agency Investment Fund (LAIF)	Subject to statutory limits imposed by LAIF; Not used by investment adviser	<i>Complies</i>
Repurchase Agreements	25% max; 5% max per issuer; 1 year max maturity; 102% Collateralized; Not used by investment adviser	<i>Complies</i>
Max Per Issuer	5% max per issuer, unless otherwise specified	<i>Complies</i>
Maximum Maturity	5 years from date of trade settlement, unless the Board of Directors has a resolution granted authority to make such an investment	<i>Complies</i>



BOOK VALUE RECONCILIATION		
BEGINNING BOOK VALUE		\$15,388,544.95
Acquisition		
+ Security Purchases	\$257,038.40	
+ Money Market Fund Purchases	\$71,998.19	
+ Money Market Contributions	\$0.00	
+ Security Contributions	\$0.00	
+ Security Transfers	\$0.00	
Total Acquisitions		\$329,036.59
Dispositions		
- Security Sales	\$145,818.00	
- Money Market Fund Sales	\$111,812.67	
- MMF Withdrawals	\$1,033.50	
- Security Withdrawals	\$0.00	
- Security Transfers	\$0.00	
- Other Dispositions	\$0.00	
- Maturities	\$0.00	
- Calls	\$0.00	
- Principal Paydowns	\$42,236.90	
Total Dispositions		\$300,901.07
Amortization/Accretion		
+/- Net Accretion	\$908.55	
		\$908.55
Gain/Loss on Dispositions		
+/- Realized Gain/Loss	(\$4,074.39)	
		(\$4,074.39)
ENDING BOOK VALUE		\$15,413,514.63

CASH TRANSACTION SUMMARY		
BEGINNING BALANCE		\$139,417.04
Acquisition		
Contributions	\$0.00	
Security Sale Proceeds	\$145,818.00	
Accrued Interest Received	\$540.00	
Interest Received	\$29,020.66	
Dividend Received	\$740.63	
Principal on Maturities	\$0.00	
Interest on Maturities	\$0.00	
Calls/Redemption (Principal)	\$0.00	
Interest from Calls/Redemption	\$0.00	
Principal Paydown	\$42,236.90	
Total Acquisitions	\$218,356.19	
Dispositions		
Withdrawals	\$1,033.50	
Security Purchase	\$257,038.40	
Accrued Interest Paid	\$1,132.27	
Total Dispositions	\$259,204.17	
ENDING BOOK VALUE		\$98,569.06

Small Cities Organized Risk Effort

Account #590

Holdings Report

As of August 31, 2023



CUSIP	Security Description	Par Value/Units	Purchase Date Book Yield	Cost Value Book Value	Mkt Price Mkt YTM	Market Value Accrued Int.	% of Port. Gain/Loss	Moody/S&P Fitch	Maturity Duration
ABS									
89237VAB5	Toyota Auto Receivables Trust 2020-C A3 0.44% Due 10/15/2024	3,033.73	07/21/2020 0.44%	3,033.50 3,033.67	99.65 6.90%	3,023.22 0.59	0.02% (10.45)	Aaa / AAA NR	1.13 0.05
43813KAC6	Honda Auto Receivables Trust 2020-3 A3 0.37% Due 10/18/2024	10,086.70	09/22/2020 0.38%	10,085.22 10,086.60	98.99 5.89%	9,984.99 1.35	0.07% (101.61)	NR / AAA AAA	1.13 0.18
47787NAC3	John Deere Owner Trust 2020-B A3 0.51% Due 11/15/2024	668.73	07/14/2020 0.52%	668.63 668.72	99.61 6.34%	666.11 0.15	0.00% (2.61)	Aaa / NR AAA	1.21 0.07
58769KAD6	Mercedes-Benz Auto Lease Trust 2021-B A3 0.4% Due 11/15/2024	29,268.69	06/22/2021 0.40%	29,266.47 29,268.37	98.86 5.84%	28,935.03 5.20	0.19% (333.34)	NR / AAA AAA	1.21 0.21
09690AAC7	BMW Vehicle Lease Trust 2021-2 A3 0.33% Due 12/26/2024	9,879.91	09/08/2021 0.34%	9,878.88 9,879.77	99.23 5.88%	9,803.96 0.54	0.07% (75.81)	Aaa / NR AAA	1.32 0.14
36265MAC9	GM Financial Auto Lease Trust 2022-1 A3 1.9% Due 3/20/2025	74,200.81	02/15/2022 1.91%	74,200.17 74,200.62	98.58 6.03%	73,147.08 43.08	0.49% (1,053.54)	Aaa / NR AAA	1.55 0.34
05601XAC3	BMW Vehicle Lease Trust 2022-1 A3 1.1% Due 3/25/2025	25,467.65	01/11/2022 1.11%	25,463.84 25,466.66	98.67 5.94%	25,128.75 4.67	0.17% (337.91)	NR / AAA AAA	1.57 0.27
89240BAC2	Toyota Auto Receivables Owners 2021-A A3 0.26% Due 5/15/2025	9,602.17	02/02/2021 0.27%	9,600.38 9,601.86	98.09 6.22%	9,418.98 1.11	0.06% (182.88)	Aaa / NR AAA	1.71 0.32
36266FAC3	GM Financial Auto Lease Trust 2022-2 A3 3.42% Due 6/20/2025	50,000.00	05/03/2022 3.45%	49,994.79 49,997.90	98.51 6.16%	49,252.60 52.25	0.33% (745.30)	NR / AAA AAA	1.81 0.55
47788UAC6	John Deere Owner Trust 2021-A A3 0.36% Due 9/15/2025	21,476.18	03/02/2021 0.37%	21,472.06 21,474.90	97.45 6.14%	20,929.40 3.44	0.14% (545.50)	Aaa / NR AAA	2.04 0.44
44933LAC7	Hyundai Auto Receivables Trust 2021-A A3 0.38% Due 9/15/2025	24,277.91	04/20/2021 0.38%	24,275.36 24,277.32	97.81 5.87%	23,745.98 4.10	0.16% (531.34)	NR / AAA AAA	2.04 0.40
05593AAC3	BMW Vehicle Lease Trust 2023-1 A3 5.16% Due 11/25/2025	20,000.00	02/07/2023 5.22%	19,999.52 19,999.64	99.34 5.81%	19,868.72 17.20	0.13% (130.92)	Aaa / AAA NR	2.24 1.10
44934KAC8	Hyundai Auto Receivables Trust 2021-B A3 0.38% Due 1/15/2026	73,856.09	07/20/2021 0.39%	73,839.79 73,850.68	97.12 5.91%	71,728.00 12.47	0.48% (2,122.68)	NR / AAA AAA	2.38 0.52

Small Cities Organized Risk Effort

Account #590

Holdings Report

As of August 31, 2023



CUSIP	Security Description	Par Value/Units	Purchase Date Book Yield	Cost Value Book Value	Mkt Price Mkt YTM	Market Value Accrued Int.	% of Port. Gain/Loss	Moody/S&P Fitch	Maturity Duration
ABS									
43815GAC3	Honda Auto Receivables Trust 2021-4 A3 0.88% Due 1/21/2026	36,635.32	11/16/2021 0.89%	36,627.60 36,631.81	96.23 6.20%	35,255.41 8.96	0.24% (1,376.40)	Aaa / NR AAA	2.39 0.71
47789QAC4	John Deere Owner Trust 2021-B A3 0.52% Due 3/16/2026	38,852.28	07/13/2021 0.52%	38,848.81 38,850.82	96.42 5.86%	37,460.13 8.98	0.25% (1,390.69)	Aaa / NR AAA	2.54 0.67
44935FAD6	Hyundai Auto Receivables Trust 2021-C A3 0.74% Due 5/15/2026	27,515.56	11/09/2021 0.75%	27,509.42 27,512.89	96.51 5.94%	26,554.25 9.05	0.18% (958.64)	NR / AAA AAA	2.71 0.67
43815BAC4	Honda Auto Receivables Trust 2022-1 A3 1.88% Due 5/15/2026	65,000.00	02/15/2022 1.89%	64,990.22 64,994.83	96.09 5.91%	62,457.01 54.31	0.42% (2,537.82)	Aaa / AAA NR	2.71 0.98
05602RAD3	BMW Vehicle Owner Trust 2022-A A3 3.21% Due 8/25/2026	40,000.00	05/10/2022 3.23%	39,997.92 39,998.78	97.47 5.83%	38,988.40 21.40	0.26% (1,010.38)	Aaa / AAA NR	2.99 0.98
89238FAD5	Toyota Auto Receivables OT 2022-B A3 2.93% Due 9/15/2026	45,000.00	04/07/2022 2.95%	44,998.95 44,999.40	96.94 5.86%	43,624.26 58.60	0.29% (1,375.14)	Aaa / AAA NR	3.04 1.06
362554AC1	GM Financial Securitized Term 2021-4 A3 0.68% Due 9/16/2026	27,440.99	10/13/2021 0.68%	27,440.30 27,440.68	95.84 6.19%	26,300.46 7.77	0.18% (1,140.22)	Aaa / AAA NR	3.05 0.75
47787JAC2	John Deere Owner Trust 2022-A A3 2.32% Due 9/16/2026	50,000.00	03/10/2022 2.34%	49,988.94 49,993.56	96.82 5.91%	48,408.05 51.56	0.33% (1,585.51)	Aaa / NR AAA	3.05 0.89
448977AD0	Hyundai Auto Receivables Trust 2022-A A3 2.22% Due 10/15/2026	35,000.00	03/09/2022 2.23%	34,998.65 34,999.26	96.29 6.01%	33,700.17 34.53	0.23% (1,299.09)	NR / AAA AAA	3.13 0.99
380146AC4	GM Financial Auto Receivables 2022-1 A3 1.26% Due 11/16/2026	25,000.00	01/11/2022 1.27%	24,997.83 24,998.89	96.06 5.99%	24,013.75 13.13	0.16% (985.14)	NR / AAA AAA	3.21 0.84
362585AC5	GM Financial Securitized ART 2022-2 A3 3.1% Due 2/16/2027	40,000.00	04/05/2022 3.13%	39,991.64 39,995.02	97.05 5.74%	38,820.16 51.67	0.26% (1,174.86)	Aaa / AAA NR	3.47 1.13
47800AAC4	John Deere Owner Trust 2022-B A3 3.74% Due 2/16/2027	50,000.00	07/12/2022 3.77%	49,995.23 49,996.72	97.40 5.72%	48,701.55 83.11	0.33% (1,295.17)	Aaa / NR AAA	3.47 1.34
43815JAC7	Honda Auto Receivables Owner 2023-1 A3 5.04% Due 4/21/2027	40,000.00	02/16/2023 5.10%	39,992.57 39,993.79	99.41 5.42%	39,765.24 56.00	0.27% (228.55)	Aaa / NR AAA	3.64 1.80
92348KAV5	Verizon Master Trust 2022-5 A1A 3.72% Due 7/20/2027	45,000.00	08/02/2022 3.75%	44,998.02 44,998.77	99.17 5.09%	44,624.93 51.15	0.30% (373.84)	NR / AAA AAA	3.89 0.93

Small Cities Organized Risk Effort

Account #590

Holdings Report

As of August 31, 2023



CUSIP	Security Description	Par Value/Units	Purchase Date Book Yield	Cost Value Book Value	Mkt Price Mkt YTM	Market Value Accrued Int.	% of Port. Gain/Loss	Moody/S&P Fitch	Maturity Duration
ABS									
58768PAC8	Mercedes-Benz Auto Receivables 2022-1 A3 5.21% Due 8/16/2027	120,000.00	11/15/2022 5.28%	119,976.26 119,981.55	99.72 5.46%	119,658.24 277.87	0.81% (323.31)	Aaa / AAA NR	3.96 1.45
58770AAC7	Mercedes-Benz Auto Receivable 2023-1 A3 4.51% Due 11/15/2027	30,000.00	01/18/2023 4.56%	29,996.40 29,997.02	98.58 5.45%	29,573.37 60.13	0.20% (423.65)	NR / AAA AAA	4.21 1.59
47800CAC0	John Deere Owner Trust 2023-A A3 5.01% Due 11/15/2027	75,000.00	02/22/2023 5.07%	74,986.34 74,987.79	99.30 5.42%	74,476.05 167.00	0.50% (511.74)	Aaa / NR AAA	4.21 1.93
05592XAD2	BMW Vehicle Owner Trust 2023-A A3 5.47% Due 2/25/2028	30,000.00	07/11/2023 5.54%	29,994.68 29,994.88	100.34 5.14%	30,102.81 27.35	0.20% 107.93	NR / AAA AAA	4.49 0.88
477920AC6	John Deere Owner Trust 2023-B A3 5.18% Due 3/15/2028	50,000.00	06/21/2023 5.24%	49,991.66 49,992.07	99.92 5.27%	49,959.20 115.11	0.34% (32.87)	Aaa / NR AAA	4.54 2.21
Total ABS		1,222,262.72	2.85%	1,222,100.05 1,222,165.24	5.75%	1,198,076.26 1,303.83	8.08% (24,088.98)	Aaa / AAA AAA	3.01 1.00
AGENCY									
3135G0V34	FNMA Note 2.5% Due 2/5/2024	125,000.00	02/27/2019 2.58%	124,521.25 124,958.31	98.76 5.46%	123,449.50 225.69	0.83% (1,508.81)	Aaa / AA+ AA+	0.43 0.42
3130A1XJ2	FHLB Note 2.875% Due 6/14/2024	230,000.00	Various 1.96%	239,917.60 231,561.36	98.13 5.33%	225,690.96 1,414.34	1.53% (5,870.40)	Aaa / AA+ NR	0.79 0.76
3133EKWV4	FFCB Note 1.85% Due 7/26/2024	150,000.00	08/13/2019 1.65%	151,448.40 150,263.56	96.93 5.37%	145,398.90 269.79	0.98% (4,864.66)	Aaa / AA+ AA+	0.90 0.87
3130A2UW4	FHLB Note 2.875% Due 9/13/2024	200,000.00	Various 1.66%	211,539.00 202,407.02	97.46 5.43%	194,928.00 2,683.34	1.33% (7,479.02)	Aaa / AA+ AAA	1.04 0.99
3135G0W66	FNMA Note 1.625% Due 10/15/2024	175,000.00	11/08/2019 1.80%	173,547.50 174,668.97	96.10 5.24%	168,183.05 1,074.31	1.14% (6,485.92)	Aaa / AA+ AA+	1.13 1.08
3135G0X24	FNMA Note 1.625% Due 1/7/2025	235,000.00	Various 1.19%	239,814.00 236,346.74	95.45 5.16%	224,305.62 572.82	1.52% (12,041.12)	Aaa / AA+ AA+	1.36 1.30
3137EAEP0	FHLMC Note 1.5% Due 2/12/2025	260,000.00	02/13/2020 1.52%	259,799.80 259,941.86	94.96 5.16%	246,894.70 205.83	1.66% (13,047.16)	Aaa / AA+ AA+	1.45 1.40
3130A4CH3	FHLB Note 2.375% Due 3/14/2025	225,000.00	03/19/2020 1.18%	237,998.25 228,999.46	96.03 5.10%	216,062.55 2,478.91	1.47% (12,936.91)	Aaa / AA+ AAA	1.54 1.46

Small Cities Organized Risk Effort

Account #590

Holdings Report

As of August 31, 2023



CUSIP	Security Description	Par Value/Units	Purchase Date Book Yield	Cost Value Book Value	Mkt Price Mkt YTM	Market Value Accrued Int.	% of Port. Gain/Loss	Moody/S&P Fitch	Maturity Duration
AGENCY									
3130AJHU6	FHLB Note 0.5% Due 4/14/2025	150,000.00	06/04/2020 0.53%	149,800.80 149,933.64	93.10 4.99%	139,651.80 285.42	0.94% (10,281.84)	Aaa / AA+ AAA	1.62 1.57
3135G03U5	FNMA Note 0.625% Due 4/22/2025	105,000.00	04/22/2020 0.67%	104,783.70 104,928.97	93.14 5.03%	97,802.15 235.16	0.66% (7,126.82)	Aaa / AA+ AA+	1.64 1.59
3135G04Z3	FNMA Note 0.5% Due 6/17/2025	260,000.00	06/17/2020 0.54%	259,461.80 259,806.73	92.40 4.98%	240,237.66 267.22	1.62% (19,569.07)	Aaa / AA+ AA+	1.80 1.74
3137EAEU9	FHLMC Note 0.375% Due 7/21/2025	140,000.00	07/21/2020 0.48%	139,302.80 139,736.64	91.87 4.94%	128,615.48 58.33	0.87% (11,121.16)	Aaa / AA+ AA+	1.89 1.84
3135G05X7	FNMA Note 0.375% Due 8/25/2025	220,000.00	08/25/2020 0.47%	218,970.40 219,591.32	91.42 4.97%	201,134.34 13.75	1.36% (18,456.98)	Aaa / AA+ AA+	1.99 1.93
3137EAEX3	FHLMC Note 0.375% Due 9/23/2025	200,000.00	09/23/2020 0.44%	199,398.00 199,751.48	91.24 4.89%	182,487.80 329.17	1.23% (17,263.68)	Aaa / AA+ AA+	2.07 2.00
3135G06G3	FNMA Note 0.5% Due 11/7/2025	215,000.00	11/09/2020 0.57%	214,230.30 214,662.70	91.11 4.84%	195,881.56 340.42	1.32% (18,781.14)	Aaa / AA+ AA+	2.19 2.12
3130ATUC9	FHLB Note 4.5% Due 12/12/2025	300,000.00	02/08/2023 4.21%	302,262.00 301,817.02	99.54 4.71%	298,631.10 2,962.50	2.03% (3,185.92)	Aaa / AA+ NR	2.28 2.12
3130ATS57	FHLB Note 4.5% Due 3/10/2028	275,000.00	03/20/2023 3.84%	283,109.75 282,377.37	100.69 4.33%	276,902.18 5,878.13	1.91% (5,475.19)	Aaa / AA+ AAA	4.53 3.97
3130AWMN7	FHLB Note 4.375% Due 6/9/2028	200,000.00	07/26/2023 4.27%	200,900.00 200,881.79	100.31 4.30%	200,624.60 1,215.28	1.36% (257.19)	Aaa / AA+ NR	4.78 4.24
Total Agency		3,665,000.00	1.77%	3,710,805.35 3,682,634.94	4.98%	3,506,881.95 20,510.41	23.77% (175,752.99)	Aaa / AA+ AAA	1.97 1.85
CMO									
3137FG6X8	FHLMC K077 A2 3.85% Due 5/25/2028	295,000.00	05/24/2023 4.65%	289,583.98 289,863.40	95.86 4.84%	282,772.84 189.29	1.91% (7,090.56)	NR / NR AAA	4.74 4.14
Total CMO		295,000.00	4.65%	289,583.98 289,863.40	4.84%	282,772.84 189.29	1.91% (7,090.56)	NR / NR AAA	4.74 4.14
CORPORATE									
89114QCB2	Toronto Dominion Bank Note 3.25% Due 3/11/2024	135,000.00	03/26/2019 2.95%	136,833.30 135,194.47	98.71 5.76%	133,261.61 2,071.88	0.91% (1,932.86)	A1 / A AA-	0.53 0.51

Small Cities Organized Risk Effort

Account #590

Holdings Report

As of August 31, 2023



CUSIP	Security Description	Par Value/Units	Purchase Date Book Yield	Cost Value Book Value	Mkt Price Mkt YTM	Market Value Accrued Int.	% of Port. Gain/Loss	Moody/S&P Fitch	Maturity Duration
CORPORATE									
037833CU2	Apple Inc Callable Note Cont 3/11/2024 2.85% Due 5/11/2024	150,000.00	05/17/2019 2.72%	150,888.00 150,097.09	98.24 5.46%	147,358.50 1,306.25	1.00% (2,738.59)	Aaa / AA+ NR	0.70 0.67
023135BW5	Amazon.com Inc Note 0.45% Due 5/12/2024	95,000.00	05/10/2021 0.50%	94,861.30 94,967.86	96.67 5.38%	91,833.27 129.44	0.62% (3,134.59)	A1 / AA AA-	0.70 0.68
79466LAG9	Salesforce.com Inc Callable Note Cont 7/15/2022 0.625% Due 7/15/2024	25,000.00	06/29/2021 0.64%	24,987.25 24,996.31	95.88 5.53%	23,970.10 19.97	0.16% (1,026.21)	A2 / A+ NR	0.87 0.85
00440EAS6	Chubb INA Holdings Inc Note 3.15% Due 3/15/2025	140,000.00	02/24/2021 0.83%	152,899.60 144,896.26	96.68 5.43%	135,352.14 2,033.50	0.93% (9,544.12)	A3 / A A	1.54 1.45
30231GBH4	Exxon Mobil Corp Callable Note Cont 2/19/2025 2.992% Due 3/19/2025	140,000.00	01/20/2021 0.72%	152,733.00 144,592.09	96.82 5.15%	135,543.66 1,884.96	0.93% (9,048.43)	Aa2 / AA- NR	1.55 1.47
06367WB85	Bank of Montreal Note 1.85% Due 5/1/2025	150,000.00	03/24/2021 1.15%	154,207.50 151,708.86	93.94 5.71%	140,908.20 925.00	0.96% (10,800.66)	A2 / A- AA-	1.67 1.59
14913R2V8	Caterpillar Financial Service Note 3.4% Due 5/13/2025	55,000.00	05/10/2022 3.44%	54,930.15 54,960.49	96.88 5.34%	53,283.01 561.00	0.36% (1,677.48)	A2 / A A+	1.70 1.61
747525AF0	Qualcomm Inc Callable Note Cont 2/20/2025 3.45% Due 5/20/2025	140,000.00	05/27/2020 1.13%	155,689.80 145,414.15	97.14 5.20%	136,001.46 1,355.08	0.93% (9,412.69)	A2 / A NR	1.72 1.63
78015K7H1	Royal Bank of Canada Note 1.15% Due 6/10/2025	150,000.00	12/22/2021 1.43%	148,590.00 149,275.43	92.61 5.58%	138,909.15 388.13	0.94% (10,366.28)	A1 / A AA-	1.78 1.71
63743HFE7	National Rural Utilities Note 3.45% Due 6/15/2025	85,000.00	Various 3.55%	84,750.55 84,856.74	96.42 5.58%	81,953.69 619.09	0.56% (2,903.05)	A2 / A- A	1.79 1.69
857477BR3	State Street Bank Callable Note Cont 2/6/2025 1.746% Due 2/6/2026	40,000.00	02/02/2022 1.75%	40,000.00 40,000.00	94.49 5.80%	37,797.68 48.50	0.25% (2,202.32)	A1 / A AA-	2.44 1.38
46647PBK1	JP Morgan Chase & Co Callable Note Cont 4/22/2025 2.083% Due 4/22/2026	50,000.00	09/16/2021 1.17%	51,594.50 50,729.09	94.06 5.92%	47,029.20 373.20	0.32% (3,699.89)	A1 / A- AA-	2.64 1.57
91324PEC2	United Health Group Inc Callable Note Cont 4/15/2026 1.15% Due 5/15/2026	175,000.00	Various 1.42%	173,020.70 173,782.13	90.47 4.96%	158,316.38 592.57	1.07% (15,465.75)	A2 / A+ A	2.71 2.60
89236TJK2	Toyota Motor Credit Corp Note 1.125% Due 6/18/2026	130,000.00	06/15/2021 1.13%	129,942.80 129,968.02	89.95 5.02%	116,937.73 296.56	0.79% (13,030.29)	A1 / A+ A+	2.80 2.69

Small Cities Organized Risk Effort

Account #590

Holdings Report

As of August 31, 2023



CUSIP	Security Description	Par Value/Units	Purchase Date Book Yield	Cost Value Book Value	Mkt Price Mkt YTM	Market Value Accrued Int.	% of Port. Gain/Loss	Moody/S&P Fitch	Maturity Duration
CORPORATE									
06051GJD2	Bank of America Corp Callable Note Cont 6/19/2025 1.319% Due 6/19/2026	80,000.00	Various 2.84%	77,319.60 77,803.01	92.03 6.05%	73,620.80 211.04	0.50% (4,182.21)	A1 / A- AA-	2.80 1.73
931142ER0	Wal-Mart Stores Callable Note Cont 08/17/2026 1.05% Due 9/17/2026	30,000.00	09/08/2021 1.09%	29,943.30 29,965.47	89.62 4.75%	26,885.85 143.50	0.18% (3,079.62)	Aa2 / AA AA	3.05 2.92
438516BL9	Honeywell Intl Callable Note 08/01/2026 2.5% Due 11/1/2026	180,000.00	12/15/2022 4.36%	168,229.80 170,362.26	93.34 4.79%	168,008.58 1,500.00	1.14% (2,353.68)	A2 / A A	3.17 2.96
87612EBM7	Target Corp Callable Note Cont 12/15/2026 1.95% Due 1/15/2027	70,000.00	01/19/2022 1.99%	69,881.00 69,919.31	91.17 4.82%	63,821.31 174.42	0.43% (6,098.00)	A2 / A A	3.38 3.19
808513BY0	Charles Schwab Corp Callable Note Cont 2/3/2027 2.45% Due 3/3/2027	150,000.00	Various 2.78%	147,699.00 148,376.14	89.99 5.64%	134,991.00 1,817.08	0.92% (13,385.14)	A2 / A- A	3.51 3.24
084664CZ2	Berkshire Hathaway Callable Note Cont 2/15/2027 2.3% Due 3/15/2027	115,000.00	03/07/2022 2.30%	114,978.15 114,984.55	92.67 4.57%	106,565.79 1,219.64	0.73% (8,418.76)	Aa2 / AA A+	3.54 3.30
09247XAN1	Blackrock Inc Note 3.2% Due 3/15/2027	190,000.00	01/19/2023 4.08%	183,705.30 184,625.36	94.95 4.77%	180,400.06 2,803.56	1.23% (4,225.30)	Aa3 / AA- NR	3.54 3.24
023135CF1	Amazon.com Inc Callable Note Cont 3/13/2027 3.3% Due 4/13/2027	110,000.00	Various 3.63%	108,548.65 108,798.56	95.19 4.76%	104,705.16 1,391.50	0.71% (4,093.40)	A1 / AA AA-	3.62 3.31
74340XBN0	Prologis LP Callable Note Cont 2/15/2027 2.125% Due 4/15/2027	160,000.00	11/09/2022 5.16%	141,006.40 144,433.02	90.06 5.17%	144,088.48 1,284.44	0.98% (344.54)	A3 / A NR	3.62 3.38
61772BAB9	Morgan Stanley Callable Note Cont 5/4/2026 1.593% Due 5/4/2027	150,000.00	Various 4.98%	133,989.30 137,880.58	89.71 5.79%	134,570.86 776.59	0.91% (3,309.72)	A1 / A- A+	3.68 2.54
14913R3A3	Caterpillar Financial Service Note 3.6% Due 8/12/2027	95,000.00	08/22/2022 3.81%	94,090.85 94,277.79	95.63 4.83%	90,850.02 180.50	0.61% (3,427.77)	A2 / A A+	3.95 3.61
756109BG8	Realty Income Corp Calllable Note Cont 5/15/2027 3.95% Due 8/15/2027	200,000.00	01/05/2023 4.88%	192,410.00 193,472.33	95.35 5.27%	190,708.40 351.11	1.29% (2,763.93)	A3 / A- NR	3.96 3.59

Small Cities Organized Risk Effort

Account #590

Holdings Report

As of August 31, 2023



CUSIP	Security Description	Par Value/Units	Purchase Date Book Yield	Cost Value Book Value	Mkt Price Mkt YTM	Market Value Accrued Int.	% of Port. Gain/Loss	Moody/S&P Fitch	Maturity Duration
CORPORATE									
931142EX7	Wal-Mart Stores Callable Note Cont 09/09/2027 3.95% Due 9/9/2027	50,000.00	Various 3.99%	49,921.10 49,936.53	97.61 4.61%	48,804.60 943.61	0.34% (1,131.93)	Aa2 / AA AA	4.03 3.60
06051GGF0	Bank of America Corp Callable Note 1/20/2027 3.824% Due 1/20/2028	100,000.00	04/24/2023 5.60%	95,493.00 95,826.47	94.28 5.70%	94,275.30 435.51	0.64% (1,551.17)	A1 / A- AA-	4.39 3.10
438516CJ3	Honeywell Intl Callable Note Cont 01/15/2028 4.95% Due 2/15/2028	180,000.00	02/13/2023 4.44%	184,037.40 183,592.05	101.01 4.69%	181,809.00 396.00	1.23% (1,783.05)	A2 / A A	4.46 3.89
57636QAW4	MasterCard Inc Callable Note Cont 2/9/28 4.875% Due 3/9/2028	95,000.00	03/06/2023 4.90%	94,907.85 94,916.73	100.31 4.79%	95,294.79 2,212.71	0.66% 378.06	Aa3 / A+ NR	4.53 3.86
02665WEM9	American Honda Finance Note 5.125% Due 7/7/2028	150,000.00	08/17/2023 5.33%	148,678.50 148,686.66	100.07 5.11%	150,100.80 1,153.13	1.02% 1,414.14	A3 / A- A	4.85 4.22
46647PDG8	JP Morgan Chase & Co Callable Note Cont 7/25/2027 4.851% Due 7/25/2028	110,000.00	08/04/2023 5.67%	108,359.90 108,381.61	98.00 5.42%	107,794.83 533.61	0.73% (586.78)	A1 / A- AA-	4.90 3.49
Total Corporate		3,875,000.00	3.07%	3,849,127.55 3,831,677.42	5.23%	3,675,751.41 30,133.08	24.97% (155,926.01)	A1 / A A+	2.92 2.56
MONEY MARKET FUND									
31846V203	First American Govt Obligation Fund Class Y	98,569.06	Various 4.94%	98,569.06 98,569.06	1.00 4.94%	98,569.06 0.00	0.66% 0.00	Aaa / AAA AAA	0.00 0.00
Total Money Market Fund		98,569.06	4.94%	98,569.06	4.94%	98,569.06 0.00	0.66% 0.00	Aaa / AAA AAA	0.00 0.00
SUPRANATIONAL									
4581X0EE4	Inter-American Dev Bank Note 3.25% Due 7/1/2024	85,000.00	06/22/2022 3.26%	84,991.50 84,996.47	98.15 5.54%	83,429.29 460.42	0.57% (1,567.18)	Aaa / AAA AAA	0.84 0.80
4581X0DZ8	Inter-American Dev Bank Note 0.5% Due 9/23/2024	190,000.00	09/15/2021 0.52%	189,859.40 189,950.23	94.98 5.43%	180,459.72 416.94	1.22% (9,490.51)	Aaa / AAA NR	1.07 1.03
459058JB0	Intl. Bank Recon & Development Note 0.625% Due 4/22/2025	130,000.00	04/15/2020 0.70%	129,496.90 129,834.96	93.03 5.10%	120,945.24 291.15	0.82% (8,889.72)	Aaa / AAA NR	1.64 1.59



CUSIP	Security Description	Par Value/Units	Purchase Date Book Yield	Cost Value Book Value	Mkt Price Mkt YTM	Market Value Accrued Int.	% of Port. Gain/Loss	Moody/S&P Fitch	Maturity Duration
SUPRANATIONAL									
459058JL8	Intl. Bank Recon & Development Note 0.5% Due 10/28/2025	180,000.00	10/21/2020 0.52%	179,796.60 179,912.22	91.22 4.83%	164,201.04 307.50	1.11% (15,711.18)	Aaa / AAA AAA	2.16 2.09
45950KDD9	International Finance Corp Note 4.5% Due 7/13/2028	85,000.00	07/06/2023 4.53%	84,905.65 84,908.23	100.32 4.42%	85,272.77 510.00	0.58% 364.54	Aaa / AAA NR	4.87 4.31
Total Supranational		670,000.00	1.41%	669,050.05 669,602.11	5.09%	634,308.06 1,986.01	4.29% (35,294.05)	Aaa / AAA AAA	1.94 1.82
US TREASURY									
912828WJ5	US Treasury Note 2.5% Due 5/15/2024	150,000.00	06/10/2019 1.91%	154,136.72 150,590.63	97.96 5.48%	146,941.35 1,110.73	1.00% (3,649.28)	Aaa / AA+ AA+	0.71 0.68
912828YH7	US Treasury Note 1.5% Due 9/30/2024	300,000.00	Various 1.68%	297,509.76 299,445.39	96.02 5.34%	288,046.80 1,893.44	1.95% (11,398.59)	Aaa / AA+ AA+	1.08 1.04
9128283J7	US Treasury Note 2.125% Due 11/30/2024	275,000.00	Various 1.76%	279,733.40 276,192.51	96.25 5.26%	264,698.23 1,484.89	1.79% (11,494.28)	Aaa / AA+ AA+	1.25 1.20
912828J27	US Treasury Note 2% Due 2/15/2025	175,000.00	03/04/2020 0.72%	185,903.32 178,214.31	95.66 5.13%	167,398.53 161.68	1.13% (10,815.78)	Aaa / AA+ AA+	1.46 1.41
912828ZC7	US Treasury Note 1.125% Due 2/28/2025	50,000.00	03/19/2020 0.72%	50,992.19 50,299.96	94.32 5.10%	47,162.10 1.55	0.32% (3,137.86)	Aaa / AA+ AA+	1.50 1.45
91282CFP1	US Treasury Note 4.25% Due 10/15/2025	220,000.00	12/15/2022 4.02%	221,332.03 220,998.38	98.88 4.81%	217,533.58 3,550.96	1.49% (3,464.80)	Aaa / AA+ AA+	2.13 1.97
91282CAZ4	US Treasury Note 0.375% Due 11/30/2025	300,000.00	12/29/2020 0.37%	300,093.75 300,042.86	90.77 4.75%	272,296.80 285.86	1.84% (27,746.06)	Aaa / AA+ AA+	2.25 2.19
91282CBC4	US Treasury Note 0.375% Due 12/31/2025	125,000.00	01/27/2021 0.39%	124,882.81 124,944.47	90.61 4.67%	113,261.75 80.25	0.76% (11,682.72)	Aaa / AA+ AA+	2.34 2.27
91282CBT7	US Treasury Note 0.75% Due 3/31/2026	300,000.00	03/30/2021 0.91%	297,597.66 298,760.68	90.76 4.59%	272,273.40 946.72	1.84% (26,487.28)	Aaa / AA+ AA+	2.58 2.49
91282CBW0	US Treasury Note 0.75% Due 4/30/2026	150,000.00	04/29/2021 0.89%	149,009.77 149,472.89	90.44 4.60%	135,656.25 379.08	0.92% (13,816.64)	Aaa / AA+ AA+	2.67 2.58
91282CCP4	US Treasury Note 0.625% Due 7/31/2026	125,000.00	08/10/2021 0.82%	123,813.48 124,304.43	89.43 4.54%	111,782.25 67.93	0.75% (12,522.18)	Aaa / AA+ AA+	2.92 2.83
91282CCW9	US Treasury Note 0.75% Due 8/31/2026	350,000.00	Various 0.98%	346,279.30 347,697.80	89.53 4.52%	313,345.55 7.21	2.11% (34,352.25)	Aaa / AA+ AA+	3.00 2.90



CUSIP	Security Description	Par Value/Units	Purchase Date Book Yield	Cost Value Book Value	Mkt Price Mkt YTM	Market Value Accrued Int.	% of Port. Gain/Loss	Moody/S&P Fitch	Maturity Duration
US TREASURY									
91282CDG3	US Treasury Note 1.125% Due 10/31/2026	325,000.00	Various 1.26%	322,884.77 323,633.88	90.15 4.50%	292,982.30 1,232.01	1.98% (30,651.58)	Aaa / AA+ AA+	3.17 3.04
912828V98	US Treasury Note 2.25% Due 2/15/2027	200,000.00	02/06/2023 3.92%	187,695.31 189,420.81	92.99 4.46%	185,976.60 207.88	1.25% (3,444.21)	Aaa / AA+ AA+	3.46 3.26
91282CEF4	US Treasury Note 2.5% Due 3/31/2027	200,000.00	09/27/2022 4.26%	185,734.38 188,665.55	93.70 4.42%	187,406.20 2,103.83	1.28% (1,259.35)	Aaa / AA+ AA+	3.58 3.33
91282CEN7	US Treasury Note 2.75% Due 4/30/2027	340,000.00	Various 3.26%	332,193.75 334,144.75	94.39 4.42%	320,914.78 3,150.54	2.18% (13,229.97)	Aaa / AA+ AA+	3.67 3.40
91282CEW7	US Treasury Note 3.25% Due 6/30/2027	175,000.00	08/03/2022 2.94%	177,460.94 176,920.93	96.00 4.39%	168,000.00 973.68	1.14% (8,920.93)	Aaa / AA+ AA+	3.83 3.53
91282CFH9	US Treasury Note 3.125% Due 8/31/2027	120,000.00	09/08/2022 3.36%	118,692.19 118,949.15	95.42 4.39%	114,506.28 10.30	0.77% (4,442.87)	Aaa / AA+ AA+	4.00 3.70
91282CFM8	US Treasury Note 4.125% Due 9/30/2027	150,000.00	10/28/2022 4.20%	149,531.25 149,610.90	99.07 4.37%	148,611.30 2,603.48	1.02% (999.60)	Aaa / AA+ AA+	4.08 3.65
91282CFU0	US Treasury Note 4.125% Due 10/31/2027	220,000.00	12/15/2022 3.68%	224,357.03 223,723.06	99.07 4.37%	217,946.08 3,057.88	1.49% (5,776.98)	Aaa / AA+ AA+	4.17 3.73
9128283F5	US Treasury Note 2.25% Due 11/15/2027	200,000.00	01/05/2023 3.98%	184,875.00 186,904.17	91.96 4.36%	183,914.00 1,332.88	1.25% (2,990.17)	Aaa / AA+ AA+	4.21 3.91
91282CGC9	US Treasury Note 3.875% Due 12/31/2027	180,000.00	01/19/2023 3.48%	183,171.09 182,777.78	98.17 4.34%	176,702.40 1,194.09	1.20% (6,075.38)	Aaa / AA+ AA+	4.34 3.92
91282CGH8	US Treasury Note 3.5% Due 1/31/2028	220,000.00	02/27/2023 4.21%	213,125.00 213,832.38	96.70 4.33%	212,738.24 669.57	1.44% (1,094.14)	Aaa / AA+ AA+	4.42 4.02
9128283W8	US Treasury Note 2.75% Due 2/15/2028	230,000.00	03/08/2023 4.37%	213,639.45 215,235.60	93.69 4.32%	215,481.25 292.19	1.45% 245.65	Aaa / AA+ AA+	4.46 4.12
91282CGT2	US Treasury Note 3.625% Due 3/31/2028	200,000.00	06/28/2023 4.05%	196,343.75 196,478.47	97.21 4.30%	194,421.80 3,050.55	1.33% (2,056.67)	Aaa / AA+ AA+	4.59 4.10
91282CHA2	US Treasury Note 3.5% Due 4/30/2028	220,000.00	05/15/2023 3.47%	220,275.00 220,258.60	96.68 4.29%	212,695.34 2,594.57	1.45% (7,563.26)	Aaa / AA+ AA+	4.67 4.20
91282CHE4	US Treasury Note 3.625% Due 5/31/2028	180,000.00	06/15/2023 3.95%	177,370.31 177,482.12	97.26 4.27%	175,064.04 1,657.99	1.19% (2,418.08)	Aaa / AA+ AA+	4.75 4.27

Holdings Report

As of August 31, 2023



CUSIP	Security Description	Par Value/Units	Purchase Date Book Yield	Cost Value Book Value	Mkt Price Mkt YTM	Market Value Accrued Int.	% of Port. Gain/Loss	Moody/S&P Fitch	Maturity Duration
				5,618,633.41		5,357,757.20	36.33%	Aaa / AA+	3.16
	Total US Treasury	5,680,000.00	2.53%	5,619,002.46	4.60%	34,101.74	(261,245.26)	AA+	2.94
				15,457,869.45		14,754,116.78	100.00%	Aa1 / AA	2.76
	TOTAL PORTFOLIO	15,505,831.78	2.52%	15,413,514.63	4.97%	88,224.36	(659,397.85)	AA+	2.38
	TOTAL MARKET VALUE PLUS ACCRUED					14,842,341.14			

Small Cities Organized Risk Effort

Account #590

Transaction Ledger

As of August 31, 2023



Transaction Type	Settlement Date	CUSIP	Quantity	Security Description	Price	Acq/Disp Yield	Amount	Interest Pur/Sold	Total Amount	Gain/Loss
ACQUISITIONS										
Purchase	08/01/2023	31846V203	740.63	First American Govt Obligation Fund Class Y	1.000	4.87%	740.63	0.00	740.63	0.00
Purchase	08/05/2023	31846V203	1,562.50	First American Govt Obligation Fund Class Y	1.000	4.87%	1,562.50	0.00	1,562.50	0.00
Purchase	08/06/2023	31846V203	349.20	First American Govt Obligation Fund Class Y	1.000	4.87%	349.20	0.00	349.20	0.00
Purchase	08/08/2023	46647PDG8	110,000.00	JP Morgan Chase & Co Callable Note Cont 7/25/2027 4.851% Due 7/25/2028	98.509	5.67%	108,359.90	192.69	108,552.59	0.00
Purchase	08/12/2023	31846V203	3,660.00	First American Govt Obligation Fund Class Y	1.000	4.87%	3,660.00	0.00	3,660.00	0.00
Purchase	08/15/2023	31846V203	15,567.50	First American Govt Obligation Fund Class Y	1.000	4.87%	15,567.50	0.00	15,567.50	0.00
Purchase	08/15/2023	31846V203	521.00	First American Govt Obligation Fund Class Y	1.000	4.87%	521.00	0.00	521.00	0.00
Purchase	08/15/2023	31846V203	96.67	First American Govt Obligation Fund Class Y	1.000	4.87%	96.67	0.00	96.67	0.00
Purchase	08/15/2023	31846V203	101.83	First American Govt Obligation Fund Class Y	1.000	4.87%	101.83	0.00	101.83	0.00
Purchase	08/15/2023	31846V203	64.75	First American Govt Obligation Fund Class Y	1.000	4.87%	64.75	0.00	64.75	0.00
Purchase	08/15/2023	31846V203	112.75	First American Govt Obligation Fund Class Y	1.000	4.87%	112.75	0.00	112.75	0.00
Purchase	08/15/2023	31846V203	109.88	First American Govt Obligation Fund Class Y	1.000	4.87%	109.88	0.00	109.88	0.00
Purchase	08/15/2023	31846V203	313.13	First American Govt Obligation Fund Class Y	1.000	4.87%	313.13	0.00	313.13	0.00
Purchase	08/15/2023	31846V203	338.14	First American Govt Obligation Fund Class Y	1.000	4.87%	338.14	0.00	338.14	0.00
Purchase	08/15/2023	31846V203	155.83	First American Govt Obligation Fund Class Y	1.000	4.87%	155.83	0.00	155.83	0.00
Purchase	08/15/2023	31846V203	2,595.15	First American Govt Obligation Fund Class Y	1.000	4.87%	2,595.15	0.00	2,595.15	0.00

Small Cities Organized Risk Effort

Account #590

Transaction Ledger

As of August 31, 2023



Transaction Type	Settlement Date	CUSIP	Quantity	Security Description	Price	Acq/Disp Yield	Amount	Interest Pur/Sold	Total Amount	Gain/Loss
ACQUISITIONS										
Purchase	08/15/2023	31846V203	6,251.40	First American Govt Obligation Fund Class Y	1.000	4.87%	6,251.40	0.00	6,251.40	0.00
Purchase	08/15/2023	31846V203	1,837.84	First American Govt Obligation Fund Class Y	1.000	4.87%	1,837.84	0.00	1,837.84	0.00
Purchase	08/15/2023	31846V203	384.19	First American Govt Obligation Fund Class Y	1.000	4.87%	384.19	0.00	384.19	0.00
Purchase	08/15/2023	31846V203	2,338.86	First American Govt Obligation Fund Class Y	1.000	4.87%	2,338.86	0.00	2,338.86	0.00
Purchase	08/15/2023	31846V203	2,516.11	First American Govt Obligation Fund Class Y	1.000	4.87%	2,516.11	0.00	2,516.11	0.00
Purchase	08/15/2023	31846V203	5,075.35	First American Govt Obligation Fund Class Y	1.000	4.87%	5,075.35	0.00	5,075.35	0.00
Purchase	08/15/2023	31846V203	2,017.84	First American Govt Obligation Fund Class Y	1.000	4.87%	2,017.84	0.00	2,017.84	0.00
Purchase	08/15/2023	31846V203	1,204.87	First American Govt Obligation Fund Class Y	1.000	4.87%	1,204.87	0.00	1,204.87	0.00
Purchase	08/16/2023	31846V203	103.33	First American Govt Obligation Fund Class Y	1.000	4.87%	103.33	0.00	103.33	0.00
Purchase	08/16/2023	31846V203	26.25	First American Govt Obligation Fund Class Y	1.000	4.87%	26.25	0.00	26.25	0.00
Purchase	08/16/2023	31846V203	1,561.53	First American Govt Obligation Fund Class Y	1.000	4.87%	1,561.53	0.00	1,561.53	0.00
Purchase	08/18/2023	31846V203	2,373.33	First American Govt Obligation Fund Class Y	1.000	4.87%	2,373.33	0.00	2,373.33	0.00
Purchase	08/21/2023	02665WEM9	150,000.00	American Honda Finance Note 5.125% Due 7/7/2028	99.119	5.33%	148,678.50	939.58	149,618.08	0.00
Purchase	08/21/2023	31846V203	142.50	First American Govt Obligation Fund Class Y	1.000	4.87%	142.50	0.00	142.50	0.00
Purchase	08/21/2023	31846V203	168.00	First American Govt Obligation Fund Class Y	1.000	4.87%	168.00	0.00	168.00	0.00
Purchase	08/21/2023	31846V203	139.50	First American Govt Obligation Fund Class Y	1.000	4.87%	139.50	0.00	139.50	0.00



Transaction Type	Settlement Date	CUSIP	Quantity	Security Description	Price	Acq/Disp Yield	Amount	Interest Pur/Sold	Total Amount	Gain/Loss
ACQUISITIONS										
Purchase	08/21/2023	31846V203	5,925.86	First American Govt Obligation Fund Class Y	1.000	4.87%	5,925.86	0.00	5,925.86	0.00
Purchase	08/21/2023	31846V203	2,389.37	First American Govt Obligation Fund Class Y	1.000	4.87%	2,389.37	0.00	2,389.37	0.00
Purchase	08/25/2023	31846V203	412.50	First American Govt Obligation Fund Class Y	1.000	4.87%	412.50	0.00	412.50	0.00
Purchase	08/25/2023	31846V203	86.00	First American Govt Obligation Fund Class Y	1.000	4.87%	86.00	0.00	86.00	0.00
Purchase	08/25/2023	31846V203	168.66	First American Govt Obligation Fund Class Y	1.000	4.87%	168.66	0.00	168.66	0.00
Purchase	08/25/2023	31846V203	946.46	First American Govt Obligation Fund Class Y	1.000	4.87%	946.46	0.00	946.46	0.00
Purchase	08/25/2023	31846V203	107.00	First American Govt Obligation Fund Class Y	1.000	4.87%	107.00	0.00	107.00	0.00
Purchase	08/25/2023	31846V203	3,415.51	First American Govt Obligation Fund Class Y	1.000	4.87%	3,415.51	0.00	3,415.51	0.00
Purchase	08/25/2023	31846V203	2,648.22	First American Govt Obligation Fund Class Y	1.000	4.87%	2,648.22	0.00	2,648.22	0.00
Purchase	08/31/2023	31846V203	3,468.75	First American Govt Obligation Fund Class Y	1.000	4.94%	3,468.75	0.00	3,468.75	0.00
Subtotal			331,998.19				329,036.59	1,132.27	330,168.86	0.00
TOTAL ACQUISITIONS			331,998.19				329,036.59	1,132.27	330,168.86	0.00
DISPOSITIONS										
Sale	08/08/2023	31846V203	108,552.59	First American Govt Obligation Fund Class Y	1.000	4.87%	108,552.59	0.00	108,552.59	0.00
Sale	08/21/2023	02665WC22	150,000.00	American Honda Finance Note 2.4% Due 6/27/2024	97.212	2.49%	145,818.00	540.00	146,358.00	-4,074.39



Transaction Type	Settlement Date	CUSIP	Quantity	Security Description	Price	Acq/Disp Yield	Amount	Interest Pur/Sold	Total Amount	Gain/Loss
DISPOSITIONS										
Sale	08/21/2023	31846V203	3,260.08	First American Govt Obligation Fund Class Y	1.000	4.87%	3,260.08	0.00	3,260.08	0.00
Subtotal			261,812.67				257,630.67	540.00	258,170.67	-4,074.39
Paydown	08/15/2023	43815BAC4	0.00	Honda Auto Receivables Trust 2022-1 A3 1.88% Due 5/15/2026	100.000		0.00	101.83	101.83	0.00
Paydown	08/15/2023	448977AD0	0.00	Hyundai Auto Receivables Trust 2022-A A3 2.22% Due 10/15/2026	100.000		0.00	64.75	64.75	0.00
Paydown	08/15/2023	44933LAC7	2,586.64	Hyundai Auto Receivables Trust 2021-A A3 0.38% Due 9/15/2025	100.000		2,586.64	8.51	2,595.15	0.00
Paydown	08/15/2023	44934KAC8	6,226.04	Hyundai Auto Receivables Trust 2021-B A3 0.38% Due 1/15/2026	100.000		6,226.04	25.36	6,251.40	0.00
Paydown	08/15/2023	44935FAD6	1,819.75	Hyundai Auto Receivables Trust 2021-C A3 0.74% Due 5/15/2026	100.000		1,819.75	18.09	1,837.84	0.00
Paydown	08/15/2023	47787JAC2	0.00	John Deere Owner Trust 2022-A A3 2.32% Due 9/16/2026	100.000		0.00	96.67	96.67	0.00
Paydown	08/15/2023	47787NAC3	383.74	John Deere Owner Trust 2020-B A3 0.51% Due 11/15/2024	100.000		383.74	0.45	384.19	0.00
Paydown	08/15/2023	47788UAC6	2,331.72	John Deere Owner Trust 2021-A A3 0.36% Due 9/15/2025	100.000		2,331.72	7.14	2,338.86	0.00
Paydown	08/15/2023	47789QAC4	2,498.19	John Deere Owner Trust 2021-B A3 0.52% Due 3/16/2026	100.000		2,498.19	17.92	2,516.11	0.00
Paydown	08/15/2023	477920AC6	0.00	John Deere Owner Trust 2023-B A3 5.18% Due 3/15/2028	100.000		0.00	338.14	338.14	0.00
Paydown	08/15/2023	47800AAC4	0.00	John Deere Owner Trust 2022-B A3 3.74% Due 2/16/2027	100.000		0.00	155.83	155.83	0.00
Paydown	08/15/2023	47800CAC0	0.00	John Deere Owner Trust 2023-A A3 5.01% Due 11/15/2027	100.000		0.00	313.13	313.13	0.00



Transaction Type	Settlement Date	CUSIP	Quantity	Security Description	Price	Acq/Disp Yield	Amount	Interest Pur/Sold	Total Amount	Gain/Loss
DISPOSITIONS										
Paydown	08/15/2023	58768PAC8	0.00	Mercedes-Benz Auto Receivables 2022-1 A3 5.21% Due 8/16/2027	100.000		0.00	521.00	521.00	0.00
Paydown	08/15/2023	58769KAD6	5,063.91	Mercedes-Benz Auto Lease Trust 2021-B A3 0.4% Due 11/15/2024	100.000		5,063.91	11.44	5,075.35	0.00
Paydown	08/15/2023	58770AAC7	0.00	Mercedes-Benz Auto Receivable 2023-1 A3 4.51% Due 11/15/2027	100.000		0.00	112.75	112.75	0.00
Paydown	08/15/2023	89237VAB5	2,015.99	Toyota Auto Receivables Trust 2020-C A3 0.44% Due 10/15/2024	100.000		2,015.99	1.85	2,017.84	0.00
Paydown	08/15/2023	89238FAD5	0.00	Toyota Auto Receivables OT 2022-B A3 2.93% Due 9/15/2026	100.000		0.00	109.88	109.88	0.00
Paydown	08/15/2023	89240BAC2	1,202.53	Toyota Auto Receivables Owners 2021-A A3 0.26% Due 5/15/2025	100.000		1,202.53	2.34	1,204.87	0.00
Paydown	08/16/2023	362554AC1	1,545.10	GM Financial Securitized Term 2021-4 A3 0.68% Due 9/16/2026	100.000		1,545.10	16.43	1,561.53	0.00
Paydown	08/16/2023	362585AC5	0.00	GM Financial Securitized ART 2022-2 A3 3.1% Due 2/16/2027	100.000		0.00	103.33	103.33	0.00
Paydown	08/16/2023	380146AC4	0.00	GM Financial Auto Receivables 2022-1 A3 1.26% Due 11/16/2026	100.000		0.00	26.25	26.25	0.00
Paydown	08/18/2023	43813KAC6	2,369.49	Honda Auto Receivables Trust 2020-3 A3 0.37% Due 10/18/2024	100.000		2,369.49	3.84	2,373.33	0.00
Paydown	08/21/2023	36265MAC9	5,799.19	GM Financial Auto Lease Trust 2022-1 A3 1.9% Due 3/20/2025	100.000		5,799.19	126.67	5,925.86	0.00
Paydown	08/21/2023	36266FAC3	0.00	GM Financial Auto Lease Trust 2022-2 A3 3.42% Due 6/20/2025	100.000		0.00	142.50	142.50	0.00



Transaction Type	Settlement Date	CUSIP	Quantity	Security Description	Price	Acq/Disp Yield	Amount	Interest Pur/Sold	Total Amount	Gain/Loss
DISPOSITIONS										
Paydown	08/21/2023	43815GAC3	2,360.77	Honda Auto Receivables Trust 2021-4 A3 0.88% Due 1/21/2026	100.000		2,360.77	28.60	2,389.37	0.00
Paydown	08/21/2023	43815JAC7	0.00	Honda Auto Receivables Owner 2023-1 A3 5.04% Due 4/21/2027	100.000		0.00	168.00	168.00	0.00
Paydown	08/21/2023	92348KAV5	0.00	Verizon Master Trust 2022-5 A1A 3.72% Due 7/20/2027	100.000		0.00	139.50	139.50	0.00
Paydown	08/25/2023	05592XAD2	0.00	BMW Vehicle Owner Trust 2023-A A3 5.47% Due 2/25/2028	100.000		0.00	168.66	168.66	0.00
Paydown	08/25/2023	05593AAC3	0.00	BMW Vehicle Lease Trust 2023-1 A3 5.16% Due 11/25/2025	100.000		0.00	86.00	86.00	0.00
Paydown	08/25/2023	05601XAC3	3,389.06	BMW Vehicle Lease Trust 2022-1 A3 1.1% Due 3/25/2025	100.000		3,389.06	26.45	3,415.51	0.00
Paydown	08/25/2023	05602RAD3	0.00	BMW Vehicle Owner Trust 2022-A A3 3.21% Due 8/25/2026	100.000		0.00	107.00	107.00	0.00
Paydown	08/25/2023	09690AAC7	2,644.78	BMW Vehicle Lease Trust 2021-2 A3 0.33% Due 12/26/2024	100.000		2,644.78	3.44	2,648.22	0.00
Paydown	08/25/2023	3137FG6X8	0.00	FHLMC K077 A2 3.85% Due 5/25/2028	100.000		0.00	946.46	946.46	0.00
Subtotal			42,236.90				42,236.90	4,000.21	46,237.11	0.00
Security Withdrawal	08/08/2023	31846V203	974.83	First American Govt Obligation Fund Class Y	1.000		974.83	0.00	974.83	0.00
Security Withdrawal	08/25/2023	31846V203	58.67	First American Govt Obligation Fund Class Y	1.000		58.67	0.00	58.67	0.00
Subtotal			1,033.50				1,033.50	0.00	1,033.50	0.00
TOTAL DISPOSITIONS			305,083.07				300,901.07	4,540.21	305,441.28	-4,074.39

OTHER TRANSACTIONS										
Interest	08/05/2023	3135G0V34	125,000.00	FNMA Note 2.5% Due 2/5/2024	0.000		1,562.50	0.00	1,562.50	0.00



Transaction Type	Settlement Date	CUSIP	Quantity	Security Description	Price	Acq/Disp Yield	Amount	Interest Pur/Sold	Total Amount	Gain/Loss
OTHER TRANSACTIONS										
Interest	08/06/2023	857477BR3	40,000.00	State Street Bank Callable Note Cont 2/6/2025 1.746% Due 2/6/2026	0.000		349.20	0.00	349.20	0.00
Interest	08/12/2023	14913R3A3	95,000.00	Caterpillar Financial Service Note 3.6% Due 8/12/2027	0.000		1,710.00	0.00	1,710.00	0.00
Interest	08/12/2023	3137EAEPO	260,000.00	FHLMC Note 1.5% Due 2/12/2025	0.000		1,950.00	0.00	1,950.00	0.00
Interest	08/15/2023	438516CJ3	180,000.00	Honeywell Intl Callable Note Cont 01/15/2028 4.95% Due 2/15/2028	0.000		4,455.00	0.00	4,455.00	0.00
Interest	08/15/2023	756109BG8	200,000.00	Realty Income Corp Calllble Note Cont 5/15/2027 3.95% Due 8/15/2027	0.000		3,950.00	0.00	3,950.00	0.00
Interest	08/15/2023	9128283W8	230,000.00	US Treasury Note 2.75% Due 2/15/2028	0.000		3,162.50	0.00	3,162.50	0.00
Interest	08/15/2023	912828J27	175,000.00	US Treasury Note 2% Due 2/15/2025	0.000		1,750.00	0.00	1,750.00	0.00
Interest	08/15/2023	912828V98	200,000.00	US Treasury Note 2.25% Due 2/15/2027	0.000		2,250.00	0.00	2,250.00	0.00
Interest	08/25/2023	3135G05X7	220,000.00	FNMA Note 0.375% Due 8/25/2025	0.000		412.50	0.00	412.50	0.00
Interest	08/31/2023	912828ZC7	50,000.00	US Treasury Note 1.125% Due 2/28/2025	0.000		281.25	0.00	281.25	0.00
Interest	08/31/2023	91282CCW9	350,000.00	US Treasury Note 0.75% Due 8/31/2026	0.000		1,312.50	0.00	1,312.50	0.00
Interest	08/31/2023	91282CFH9	120,000.00	US Treasury Note 3.125% Due 8/31/2027	0.000		1,875.00	0.00	1,875.00	0.00
Subtotal			2,245,000.00				25,020.45	0.00	25,020.45	0.00

Transaction Ledger

As of August 31, 2023



Transaction Type	Settlement Date	CUSIP	Quantity	Security Description	Price	Acq/Disp Yield	Amount	Interest Pur/Sold	Total Amount	Gain/Loss
OTHER TRANSACTIONS										
Dividend	08/01/2023	31846V203	2,599,348.11	First American Govt Obligation Fund Class Y	0.000		740.63	0.00	740.63	0.00
Subtotal			2,599,348.11				740.63	0.00	740.63	0.00
TOTAL OTHER TRANSACTIONS			4,844,348.11				25,761.08	0.00	25,761.08	0.00



CUSIP	Security Description	Trade Date Settle Date Units	Book Value: Begin Book Value: Acq Book Value: Disp Book Value: End	Prior Accrued Inc. Received Ending Accrued Total Interest	Accr. Of Discount Amort. Of Premium Net Accret/Amort Income Earned	Total Income
FIXED INCOME						
00440EAS6	Chubb INA Holdings Inc Note 3.15% Due 03/15/2025	02/24/2021 02/26/2021 140,000.00	145,166.82 0.00 0.00 144,896.26	1,666.00 0.00 2,033.50 367.50	0.00 270.56 (270.56) 96.94	96.94
023135BW5	Amazon.com Inc Note 0.45% Due 05/12/2024	05/10/2021 05/12/2021 95,000.00	94,963.93 0.00 0.00 94,967.86	93.81 0.00 129.44 35.63	3.93 0.00 3.93 39.56	39.56
023135CF1	Amazon.com Inc Callable Note Cont 3/13/2027 3.3% Due 04/13/2027	Various Various 110,000.00	108,770.34 0.00 0.00 108,798.56	1,089.00 0.00 1,391.50 302.50	28.22 0.00 28.22 330.72	330.72
02665WCZ2	American Honda Finance Note Due 06/27/2024	07/10/2019 07/12/2019 0.00	149,885.47 0.00 149,892.39 0.00	340.00 540.00 0.00 200.00	6.92 0.00 6.92 206.92	206.92
02665WEM9	American Honda Finance Note 5.125% Due 07/07/2028	08/17/2023 08/21/2023 150,000.00	0.00 148,678.50 0.00 148,686.66	0.00 (939.58) 1,153.13 213.55	8.16 0.00 8.16 221.71	221.71
037833CU2	Apple Inc Callable Note Cont 3/11/2024 2.85% Due 05/11/2024	05/17/2019 05/21/2019 150,000.00	150,112.77 0.00 0.00 150,097.09	950.00 0.00 1,306.25 356.25	0.00 15.68 (15.68) 340.57	340.57
05592XAD2	BMW Vehicle Owner Trust 2023-A A3 5.47% Due 02/25/2028	07/11/2023 07/18/2023 30,000.00	29,994.74 0.00 0.00 29,994.88	59.26 168.66 27.35 136.75	0.14 0.00 0.14 136.89	136.89
05593AAC3	BMW Vehicle Lease Trust 2023-1 A3 5.16% Due 11/25/2025	02/07/2023 02/15/2023 20,000.00	19,999.62 0.00 0.00 19,999.64	17.20 86.00 17.20 86.00	0.02 0.00 0.02 86.02	86.02
05601XAC3	BMW Vehicle Lease Trust 2022-1 A3 1.1% Due 03/25/2025	01/11/2022 01/19/2022 25,467.65	28,855.42 0.00 3,389.06 25,466.66	5.29 26.45 4.67 25.83	0.30 0.00 0.30 26.13	26.13

Small Cities Organized Risk Effort

Account #590

Income Earned

As of August 31, 2023



CUSIP	Security Description	Trade Date Settle Date Units	Book Value: Begin Book Value: Acq Book Value: Disp Book Value: End	Prior Accrued Inc. Received Ending Accrued Total Interest	Accr. Of Discount Amort. Of Premium Net Accret/Amort Income Earned	Total Income
05602RAD3	BMW Vehicle Owner Trust 2022-A A3 3.21% Due 08/25/2026	05/10/2022 05/18/2022 40,000.00	39,998.73 0.00 0.00 39,998.78	21.40 107.00 21.40 107.00	0.05 0.00 0.05 107.05	107.05
06051GGF0	Bank of America Corp Callable Note 1/20/2027 3.824% Due 01/20/2028	04/24/2023 04/26/2023 100,000.00	95,745.70 0.00 0.00 95,826.47	116.84 0.00 435.51 318.67	80.77 0.00 80.77 399.44	399.44
06051GJD2	Bank of America Corp Callable Note Cont 6/19/2025 1.319% Due 06/19/2026	Various Various 80,000.00	77,737.73 0.00 0.00 77,803.01	123.11 0.00 211.04 87.93	69.08 3.80 65.28 153.21	153.21
06367WB85	Bank of Montreal Note 1.85% Due 05/01/2025	03/24/2021 03/26/2021 150,000.00	151,795.99 0.00 0.00 151,708.86	693.75 0.00 925.00 231.25	0.00 87.13 (87.13) 144.12	144.12
084664CZ2	Berkshire Hathaway Callable Note Cont 2/15/2027 2.3% Due 03/15/2027	03/07/2022 03/15/2022 115,000.00	114,984.18 0.00 0.00 114,984.55	999.22 0.00 1,219.64 220.42	0.37 0.00 0.37 220.79	220.79
09247XAN1	Blackrock Inc Note 3.2% Due 03/15/2027	01/19/2023 01/23/2023 190,000.00	184,496.30 0.00 0.00 184,625.36	2,296.89 0.00 2,803.56 506.67	129.06 0.00 129.06 635.73	635.73
09690AAC7	BMW Vehicle Lease Trust 2021-2 A3 0.33% Due 12/26/2024	09/08/2021 09/15/2021 9,879.91	12,524.46 0.00 2,644.78 9,879.77	0.69 3.44 0.54 3.29	0.09 0.00 0.09 3.38	3.38
14913R2V8	Caterpillar Financial Service Note 3.4% Due 05/13/2025	05/10/2022 05/13/2022 55,000.00	54,958.51 0.00 0.00 54,960.49	405.17 0.00 561.00 155.83	1.98 0.00 1.98 157.81	157.81
14913R3A3	Caterpillar Financial Service Note 3.6% Due 08/12/2027	08/22/2022 08/24/2022 95,000.00	94,262.26 0.00 0.00 94,277.79	1,605.50 1,710.00 180.50 285.00	15.53 0.00 15.53 300.53	300.53



CUSIP	Security Description	Trade Date Settle Date Units	Book Value: Begin Book Value: Acq Book Value: Disp Book Value: End	Prior Accrued Inc. Received Ending Accrued Total Interest	Accr. Of Discount Amort. Of Premium Net Accret/Amort Income Earned	Total Income
30231GBH4	Exxon Mobil Corp Callable Note Cont 2/19/2025 2.992% Due 03/19/2025	01/20/2021 01/22/2021 140,000.00	144,857.18 0.00 0.00 144,592.09	1,535.89 0.00 1,884.96 349.07	0.00 265.09 (265.09) 83.98	83.98
3130A1XJ2	FHLB Note 2.875% Due 06/14/2024	Various Various 230,000.00	231,730.00 0.00 0.00 231,561.36	863.30 0.00 1,414.34 551.04	0.00 168.64 (168.64) 382.40	382.40
3130A2UW4	FHLB Note 2.875% Due 09/13/2024	Various Various 200,000.00	202,604.42 0.00 0.00 202,407.02	2,204.16 0.00 2,683.34 479.18	0.00 197.40 (197.40) 281.78	281.78
3130A4CH3	FHLB Note 2.375% Due 03/14/2025	03/19/2020 03/20/2020 225,000.00	229,220.86 0.00 0.00 228,999.46	2,033.59 0.00 2,478.91 445.32	0.00 221.40 (221.40) 223.92	223.92
3130ATS57	FHLB Note 4.5% Due 03/10/2028	03/20/2023 03/21/2023 275,000.00	282,515.81 0.00 0.00 282,377.37	4,846.88 0.00 5,878.13 1,031.25	0.00 138.44 (138.44) 892.81	892.81
3130ATUC9	FHLB Note 4.5% Due 12/12/2025	02/08/2023 02/09/2023 300,000.00	301,884.64 0.00 0.00 301,817.02	1,837.50 0.00 2,962.50 1,125.00	0.00 67.62 (67.62) 1,057.38	1,057.38
3130AWMN7	FHLB Note 4.375% Due 06/09/2028	07/26/2023 07/27/2023 200,000.00	200,897.47 0.00 0.00 200,881.79	486.11 0.00 1,215.28 729.17	0.00 15.68 (15.68) 713.49	713.49
3133EKWV4	FFCB Note 1.85% Due 07/26/2024	08/13/2019 08/14/2019 150,000.00	150,288.40 0.00 0.00 150,263.56	38.54 0.00 269.79 231.25	0.00 24.84 (24.84) 206.41	206.41
3135G03U5	FNMA Note 0.625% Due 04/22/2025	04/22/2020 04/24/2020 105,000.00	104,925.29 0.00 0.00 104,928.97	180.47 0.00 235.16 54.69	3.68 0.00 3.68 58.37	58.37

Small Cities Organized Risk Effort

Account #590

Income Earned

As of August 31, 2023



CUSIP	Security Description	Trade Date Settle Date Units	Book Value: Begin Book Value: Acq Book Value: Disp Book Value: End	Prior Accrued Inc. Received Ending Accrued Total Interest	Accr. Of Discount Amort. Of Premium Net Accret/Amort Income Earned	Total Income
3135G04Z3	FNMA Note 0.5% Due 06/17/2025	06/17/2020 06/19/2020 260,000.00	259,797.58 0.00 0.00 259,806.73	158.89 0.00 267.22 108.33	9.15 0.00 9.15 117.48	117.48
3135G05X7	FNMA Note 0.375% Due 08/25/2025	08/25/2020 08/27/2020 220,000.00	219,573.82 0.00 0.00 219,591.32	357.50 412.50 13.75 68.75	17.50 0.00 17.50 86.25	86.25
3135G06G3	FNMA Note 0.5% Due 11/07/2025	11/09/2020 11/12/2020 215,000.00	214,649.60 0.00 0.00 214,662.70	250.83 0.00 340.42 89.59	13.10 0.00 13.10 102.69	102.69
3135G0V34	FNMA Note 2.5% Due 02/05/2024	02/27/2019 02/28/2019 125,000.00	124,950.08 0.00 0.00 124,958.31	1,527.78 1,562.50 225.69 260.41	8.23 0.00 8.23 268.64	268.64
3135G0W66	FNMA Note 1.625% Due 10/15/2024	11/08/2019 11/12/2019 175,000.00	174,643.94 0.00 0.00 174,668.97	837.33 0.00 1,074.31 236.98	25.03 0.00 25.03 262.01	262.01
3135G0X24	FNMA Note 1.625% Due 01/07/2025	Various Various 235,000.00	236,431.25 0.00 0.00 236,346.74	254.58 0.00 572.82 318.24	4.88 89.39 (84.51) 233.73	233.73
3137EAEPO	FHLMC Note 1.5% Due 02/12/2025	02/13/2020 02/14/2020 260,000.00	259,938.46 0.00 0.00 259,941.86	1,830.83 1,950.00 205.83 325.00	3.40 0.00 3.40 328.40	328.40
3137EAEU9	FHLMC Note 0.375% Due 07/21/2025	07/21/2020 07/23/2020 140,000.00	139,724.79 0.00 0.00 139,736.64	14.58 0.00 58.33 43.75	11.85 0.00 11.85 55.60	55.60
3137EAEX3	FHLMC Note 0.375% Due 09/23/2025	09/23/2020 09/25/2020 200,000.00	199,741.25 0.00 0.00 199,751.48	266.67 0.00 329.17 62.50	10.23 0.00 10.23 72.73	72.73

Small Cities Organized Risk Effort

Account #590

Income Earned

As of August 31, 2023



CUSIP	Security Description	Trade Date Settle Date Units	Book Value: Begin Book Value: Acq Book Value: Disp Book Value: End	Prior Accrued Inc. Received Ending Accrued Total Interest	Accr. Of Discount Amort. Of Premium Net Accret/Amort Income Earned	Total Income
3137FG6X8	FHLMC K077 A2 3.85% Due 05/25/2028	05/24/2023 05/30/2023 295,000.00	289,771.25 0.00 0.00 289,863.40	189.29 946.46 189.29 946.46	92.15 0.00 92.15 1,038.61	1,038.61
362554AC1	GM Financial Securitized Term 2021-4 A3 0.68% Due 09/16/2026	10/13/2021 10/21/2021 27,440.99	28,985.74 0.00 1,545.10 27,440.68	8.21 16.43 7.77 15.99	0.04 0.00 0.04 16.03	16.03
362585AC5	GM Financial Securitized ART 2022-2 A3 3.1% Due 02/16/2027	04/05/2022 04/13/2022 40,000.00	39,994.81 0.00 0.00 39,995.02	51.67 103.33 51.67 103.33	0.21 0.00 0.21 103.54	103.54
36265MAC9	GM Financial Auto Lease Trust 2022-1 A3 1.9% Due 03/20/2025	02/15/2022 02/23/2022 74,200.81	79,999.77 0.00 5,799.19 74,200.62	46.44 126.67 43.08 123.31	0.04 0.00 0.04 123.35	123.35
36266FAC3	GM Financial Auto Lease Trust 2022-2 A3 3.42% Due 06/20/2025	05/03/2022 05/11/2022 50,000.00	49,997.70 0.00 0.00 49,997.90	52.25 142.50 52.25 142.50	0.20 0.00 0.20 142.70	142.70
380146AC4	GM Financial Auto Receivables 2022-1 A3 1.26% Due 11/16/2026	01/11/2022 01/19/2022 25,000.00	24,998.83 0.00 0.00 24,998.89	13.13 26.25 13.13 26.25	0.06 0.00 0.06 26.31	26.31
43813KAC6	Honda Auto Receivables Trust 2020-3 A3 0.37% Due 10/18/2024	09/22/2020 09/29/2020 10,086.70	12,456.02 0.00 2,369.49 10,086.60	1.66 3.84 1.35 3.53	0.07 0.00 0.07 3.60	3.60
43815BAC4	Honda Auto Receivables Trust 2022-1 A3 1.88% Due 05/15/2026	02/15/2022 02/23/2022 65,000.00	64,994.57 0.00 0.00 64,994.83	54.31 101.83 54.31 101.83	0.26 0.00 0.26 102.09	102.09
43815GAC3	Honda Auto Receivables Trust 2021-4 A3 0.88% Due 01/21/2026	11/16/2021 11/24/2021 36,635.32	38,992.14 0.00 2,360.77 36,631.81	9.53 28.60 8.96 28.03	0.44 0.00 0.44 28.47	28.47

Small Cities Organized Risk Effort

Account #590

Income Earned

As of August 31, 2023



CUSIP	Security Description	Trade Date Settle Date Units	Book Value: Begin Book Value: Acq Book Value: Disp Book Value: End	Prior Accrued Inc. Received Ending Accrued Total Interest	Accr. Of Discount Amort. Of Premium Net Accret/Amort Income Earned	Total Income
43815JAC7	Honda Auto Receivables Owner 2023-1 A3 5.04% Due 04/21/2027	02/16/2023 02/24/2023 40,000.00	39,993.59 0.00 0.00 39,993.79	56.00 168.00 56.00 168.00	0.20 0.00 0.20 168.20	168.20
438516BL9	Honeywell Intl Callable Note 08/01/2026 2.5% Due 11/01/2026	12/15/2022 12/19/2022 180,000.00	170,104.04 0.00 0.00 170,362.26	1,125.00 0.00 1,500.00 375.00	258.22 0.00 258.22 633.22	633.22
438516CJ3	Honeywell Intl Callable Note Cont 01/15/2028 4.95% Due 02/15/2028	02/13/2023 02/15/2023 180,000.00	183,661.78 0.00 0.00 183,592.05	4,108.50 4,455.00 396.00 742.50	0.00 69.73 (69.73) 672.77	672.77
448977AD0	Hyundai Auto Receivables Trust 2022-A A3 2.22% Due 10/15/2026	03/09/2022 03/16/2022 35,000.00	34,999.22 0.00 0.00 34,999.26	34.53 64.75 34.53 64.75	0.04 0.00 0.04 64.79	64.79
44933LAC7	Hyundai Auto Receivables Trust 2021-A A3 0.38% Due 09/15/2025	04/20/2021 04/28/2021 24,277.91	26,863.82 0.00 2,586.64 24,277.32	4.54 8.51 4.10 8.07	0.14 0.00 0.14 8.21	8.21
44934KAC8	Hyundai Auto Receivables Trust 2021-B A3 0.38% Due 01/15/2026	07/20/2021 07/28/2021 73,856.09	80,075.79 0.00 6,226.04 73,850.68	13.52 25.36 12.47 24.31	0.93 0.00 0.93 25.24	25.24
44935FAD6	Hyundai Auto Receivables Trust 2021-C A3 0.74% Due 05/15/2026	11/09/2021 11/17/2021 27,515.56	29,332.29 0.00 1,819.75 27,512.89	9.65 18.09 9.05 17.49	0.35 0.00 0.35 17.84	17.84
4581X0DZ8	Inter-American Dev Bank Note 0.5% Due 09/23/2024	09/15/2021 09/23/2021 190,000.00	189,946.25 0.00 0.00 189,950.23	337.78 0.00 416.94 79.16	3.98 0.00 3.98 83.14	83.14
4581X0EE4	Inter-American Dev Bank Note 3.25% Due 07/01/2024	06/22/2022 07/01/2022 85,000.00	84,996.10 0.00 0.00 84,996.47	230.21 0.00 460.42 230.21	0.37 0.00 0.37 230.58	230.58

Small Cities Organized Risk Effort

Account #590

Income Earned

As of August 31, 2023



CUSIP	Security Description	Trade Date Settle Date Units	Book Value: Begin Book Value: Acq Book Value: Disp Book Value: End	Prior Accrued Inc. Received Ending Accrued Total Interest	Accr. Of Discount Amort. Of Premium Net Accret/Amort Income Earned	Total Income
459058JB0	Intl. Bank Recon & Development Note 0.625% Due 04/22/2025	04/15/2020 04/22/2020 130,000.00	129,826.42 0.00 0.00 129,834.96	223.44 0.00 291.15 67.71	8.54 0.00 8.54 76.25	76.25
459058JL8	Intl. Bank Recon & Development Note 0.5% Due 10/28/2025	10/21/2020 10/28/2020 180,000.00	179,908.77 0.00 0.00 179,912.22	232.50 0.00 307.50 75.00	3.45 0.00 3.45 78.45	78.45
45950KDD9	International Finance Corp Note 4.5% Due 07/13/2028	07/06/2023 07/13/2023 85,000.00	84,906.63 0.00 0.00 84,908.23	191.25 0.00 510.00 318.75	1.60 0.00 1.60 320.35	320.35
46647PBK1	JP Morgan Chase & Co Callable Note Cont 4/22/2025 2.083% Due 04/22/2026	09/16/2021 09/20/2021 50,000.00	50,766.82 0.00 0.00 50,729.09	286.41 0.00 373.20 86.79	0.00 37.73 (37.73) 49.06	49.06
46647PDG8	JP Morgan Chase & Co Callable Note Cont 7/25/2027 4.851% Due 07/25/2028	08/04/2023 08/08/2023 110,000.00	0.00 108,359.90 0.00 108,381.61	0.00 (192.69) 533.61 340.92	21.71 0.00 21.71 362.63	362.63
47787JAC2	John Deere Owner Trust 2022-A A3 2.32% Due 09/16/2026	03/10/2022 03/16/2022 50,000.00	49,993.29 0.00 0.00 49,993.56	51.56 96.67 51.56 96.67	0.27 0.00 0.27 96.94	96.94
47787NAC3	John Deere Owner Trust 2020-B A3 0.51% Due 11/15/2024	07/14/2020 07/22/2020 668.73	1,052.45 0.00 383.74 668.72	0.24 0.45 0.15 0.36	0.01 0.00 0.01 0.37	0.37
47788UAC6	John Deere Owner Trust 2021-A A3 0.36% Due 09/15/2025	03/02/2021 03/10/2021 21,476.18	23,806.37 0.00 2,331.72 21,474.90	3.81 7.14 3.44 6.77	0.25 0.00 0.25 7.02	7.02
47789QAC4	John Deere Owner Trust 2021-B A3 0.52% Due 03/16/2026	07/13/2021 07/21/2021 38,852.28	41,348.83 0.00 2,498.19 38,850.82	9.56 17.92 8.98 17.34	0.18 0.00 0.18 17.52	17.52

Small Cities Organized Risk Effort

Account #590

Income Earned

As of August 31, 2023



CUSIP	Security Description	Trade Date Settle Date Units	Book Value: Begin Book Value: Acq Book Value: Disp Book Value: End	Prior Accrued Inc. Received Ending Accrued Total Interest	Accr. Of Discount Amort. Of Premium Net Accret/Amort Income Earned	Total Income
477920AC6	John Deere Owner Trust 2023-B A3 5.18% Due 03/15/2028	06/21/2023 06/28/2023 50,000.00	49,991.87 0.00 0.00 49,992.07	237.42 338.14 115.11 215.83	0.20 0.00 0.20 216.03	216.03
47800AAC4	John Deere Owner Trust 2022-B A3 3.74% Due 02/16/2027	07/12/2022 07/20/2022 50,000.00	49,996.61 0.00 0.00 49,996.72	83.11 155.83 83.11 155.83	0.11 0.00 0.11 155.94	155.94
47800CAC0	John Deere Owner Trust 2023-A A3 5.01% Due 11/15/2027	02/22/2023 03/02/2023 75,000.00	74,987.55 0.00 0.00 74,987.79	167.00 313.13 167.00 313.13	0.24 0.00 0.24 313.37	313.37
57636QAW4	MasterCard Inc Callable Note Cont 2/9/28 4.875% Due 03/09/2028	03/06/2023 03/09/2023 95,000.00	94,915.16 0.00 0.00 94,916.73	1,826.77 0.00 2,212.71 385.94	1.57 0.00 1.57 387.51	387.51
58768PAC8	Mercedes-Benz Auto Receivables 2022-1 A3 5.21% Due 08/16/2027	11/15/2022 11/22/2022 120,000.00	119,980.97 0.00 0.00 119,981.55	277.87 521.00 277.87 521.00	0.58 0.00 0.58 521.58	521.58
58769KAD6	Mercedes-Benz Auto Lease Trust 2021-B A3 0.4% Due 11/15/2024	06/22/2021 06/29/2021 29,268.69	34,332.13 0.00 5,063.91 29,268.37	6.10 11.44 5.20 10.54	0.15 0.00 0.15 10.69	10.69
58770AAC7	Mercedes-Benz Auto Receivable 2023-1 A3 4.51% Due 11/15/2027	01/18/2023 01/25/2023 30,000.00	29,996.93 0.00 0.00 29,997.02	60.13 112.75 60.13 112.75	0.09 0.00 0.09 112.84	112.84
61772BAB9	Morgan Stanley Callable Note Cont 5/4/2026 1.593% Due 05/04/2027	Various Various 150,000.00	137,600.41 0.00 0.00 137,880.58	577.46 0.00 776.59 199.13	280.17 0.00 280.17 479.30	479.30
63743HFE7	National Rural Utilities Note 3.45% Due 06/15/2025	Various Various 85,000.00	84,849.94 0.00 0.00 84,856.74	374.71 0.00 619.09 244.38	6.80 0.00 6.80 251.18	251.18

Small Cities Organized Risk Effort

Account #590

Income Earned

As of August 31, 2023



CUSIP	Security Description	Trade Date Settle Date Units	Book Value: Begin Book Value: Acq Book Value: Disp Book Value: End	Prior Accrued Inc. Received Ending Accrued Total Interest	Accr. Of Discount Amort. Of Premium Net Accret/Amort Income Earned	Total Income
74340XBN0	Prologis LP Callable Note Cont 2/15/2027 2.125% Due 04/15/2027	11/09/2022 11/14/2022 160,000.00	144,067.98 0.00 0.00 144,433.02	1,001.11 0.00 1,284.44 283.33	365.04 0.00 365.04 648.37	648.37
747525AF0	Qualcomm Inc Callable Note Cont 2/20/2025 3.45% Due 05/20/2025	05/27/2020 05/29/2020 140,000.00	145,681.83 0.00 0.00 145,414.15	952.58 0.00 1,355.08 402.50	0.00 267.68 (267.68) 134.82	134.82
756109BG8	Realty Income Corp Calllable Note Cont 5/15/2027 3.95% Due 08/15/2027	01/05/2023 01/09/2023 200,000.00	193,332.19 0.00 0.00 193,472.33	3,642.78 3,950.00 351.11 658.33	140.14 0.00 140.14 798.47	798.47
78015K7H1	Royal Bank of Canada Note 1.15% Due 06/10/2025	12/22/2021 12/27/2021 150,000.00	149,240.77 0.00 0.00 149,275.43	244.38 0.00 388.13 143.75	34.66 0.00 34.66 178.41	178.41
79466LAG9	Salesforce.com Inc Callable Note Cont 7/15/2022 0.625% Due 07/15/2024	06/29/2021 07/12/2021 25,000.00	24,995.95 0.00 0.00 24,996.31	6.94 0.00 19.97 13.03	0.36 0.00 0.36 13.39	13.39
808513BY0	Charles Schwab Corp Callable Note Cont 2/3/2027 2.45% Due 03/03/2027	Various Various 150,000.00	148,336.77 0.00 0.00 148,376.14	1,510.83 0.00 1,817.08 306.25	39.37 0.00 39.37 345.62	345.62
857477BR3	State Street Bank Callable Note Cont 2/6/2025 1.746% Due 02/06/2026	02/02/2022 02/07/2022 40,000.00	40,000.00 0.00 0.00 40,000.00	339.50 349.20 48.50 58.20	0.00 0.00 0.00 58.20	58.20
87612EBM7	Target Corp Callable Note Cont 12/15/2026 1.95% Due 01/15/2027	01/19/2022 01/24/2022 70,000.00	69,917.28 0.00 0.00 69,919.31	60.67 0.00 174.42 113.75	2.03 0.00 2.03 115.78	115.78
89114QCB2	Toronto Dominion Bank Note 3.25% Due 03/11/2024	03/26/2019 03/28/2019 135,000.00	135,225.87 0.00 0.00 135,194.47	1,706.25 0.00 2,071.88 365.63	0.00 31.40 (31.40) 334.23	334.23

Income Earned

As of August 31, 2023



CUSIP	Security Description	Trade Date Settle Date Units	Book Value: Begin Book Value: Acq Book Value: Disp Book Value: End	Prior Accrued Inc. Received Ending Accrued Total Interest	Accr. Of Discount Amort. Of Premium Net Accret/Amort Income Earned	Total Income
89236TJK2	Toyota Motor Credit Corp Note 1.125% Due 06/18/2026	06/15/2021 06/18/2021 130,000.00	129,967.05 0.00 0.00 129,968.02	174.69 0.00 296.56 121.87	0.97 0.00 0.97 122.84	122.84
89237VAB5	Toyota Auto Receivables Trust 2020-C A3 0.44% Due 10/15/2024	07/21/2020 07/27/2020 3,033.73	5,049.61 0.00 2,015.99 3,033.67	0.99 1.85 0.59 1.45	0.05 0.00 0.05 1.50	1.50
89238FAD5	Toyota Auto Receivables OT 2022-B A3 2.93% Due 09/15/2026	04/07/2022 04/13/2022 45,000.00	44,999.37 0.00 0.00 44,999.40	58.60 109.88 58.60 109.88	0.03 0.00 0.03 109.91	109.91
89240BAC2	Toyota Auto Receivables Owners 2021-A A3 0.26% Due 05/15/2025	02/02/2021 02/08/2021 9,602.17	10,804.30 0.00 1,202.53 9,601.86	1.25 2.34 1.11 2.20	0.09 0.00 0.09 2.29	2.29
9128283F5	US Treasury Note 2.25% Due 11/15/2027	01/05/2023 01/06/2023 200,000.00	186,639.87 0.00 0.00 186,904.17	953.80 0.00 1,332.88 379.08	264.30 0.00 264.30 643.38	643.38
9128283J7	US Treasury Note 2.125% Due 11/30/2024	Various Various 275,000.00	276,273.58 0.00 0.00 276,192.51	989.92 0.00 1,484.89 494.97	0.00 81.07 (81.07) 413.90	413.90
9128283W8	US Treasury Note 2.75% Due 02/15/2028	03/08/2023 03/09/2023 230,000.00	214,954.46 0.00 0.00 215,235.60	2,917.89 3,162.50 292.19 536.80	281.14 0.00 281.14 817.94	817.94
912828J27	US Treasury Note 2% Due 02/15/2025	03/04/2020 03/05/2020 175,000.00	178,401.26 0.00 0.00 178,214.31	1,614.64 1,750.00 161.68 297.04	0.00 186.95 (186.95) 110.09	110.09
912828V98	US Treasury Note 2.25% Due 02/15/2027	02/06/2023 02/07/2023 200,000.00	189,161.15 0.00 0.00 189,420.81	2,075.97 2,250.00 207.88 381.91	259.66 0.00 259.66 641.57	641.57

Income Earned

As of August 31, 2023



CUSIP	Security Description	Trade Date Settle Date Units	Book Value: Begin Book Value: Acq Book Value: Disp Book Value: End	Prior Accrued Inc. Received Ending Accrued Total Interest	Accr. Of Discount Amort. Of Premium Net Accret/Amort Income Earned	Total Income
912828WJ5	US Treasury Note 2.5% Due 05/15/2024	06/10/2019 06/11/2019 150,000.00	150,661.88 0.00 0.00 150,590.63	794.84 0.00 1,110.73 315.89	0.00 71.25 (71.25) 244.64	244.64
912828YH7	US Treasury Note 1.5% Due 09/30/2024	Various Various 300,000.00	299,401.86 0.00 0.00 299,445.39	1,512.29 0.00 1,893.44 381.15	43.53 0.00 43.53 424.68	424.68
912828ZC7	US Treasury Note 1.125% Due 02/28/2025	03/19/2020 03/20/2020 50,000.00	50,317.00 0.00 0.00 50,299.96	235.39 281.25 1.55 47.41	0.00 17.04 (17.04) 30.37	30.37
91282CAZ4	US Treasury Note 0.375% Due 11/30/2025	12/29/2020 12/30/2020 300,000.00	300,044.47 0.00 0.00 300,042.86	190.57 0.00 285.86 95.29	0.00 1.61 (1.61) 93.68	93.68
91282CBC4	US Treasury Note 0.375% Due 12/31/2025	01/27/2021 01/28/2021 125,000.00	124,942.45 0.00 0.00 124,944.47	40.76 0.00 80.25 39.49	2.02 0.00 2.02 41.51	41.51
91282CBT7	US Treasury Note 0.75% Due 03/31/2026	03/30/2021 03/31/2021 300,000.00	298,719.89 0.00 0.00 298,760.68	756.15 0.00 946.72 190.57	40.79 0.00 40.79 231.36	231.36
91282CBW0	US Treasury Note 0.75% Due 04/30/2026	04/29/2021 04/30/2021 150,000.00	149,456.08 0.00 0.00 149,472.89	284.31 0.00 379.08 94.77	16.81 0.00 16.81 111.58	111.58
91282CCP4	US Treasury Note 0.625% Due 07/31/2026	08/10/2021 08/11/2021 125,000.00	124,284.17 0.00 0.00 124,304.43	2.12 0.00 67.93 65.81	20.26 0.00 20.26 86.07	86.07
91282CCW9	US Treasury Note 0.75% Due 08/31/2026	Various Various 350,000.00	347,632.62 0.00 0.00 347,697.80	1,098.51 1,312.50 7.21 221.20	65.18 0.00 65.18 286.38	286.38

Income Earned

As of August 31, 2023



CUSIP	Security Description	Trade Date Settle Date Units	Book Value: Begin Book Value: Acq Book Value: Disp Book Value: End	Prior Accrued Inc. Received Ending Accrued Total Interest	Accr. Of Discount Amort. Of Premium Net Accret/Amort Income Earned	Total Income
91282CDG3	US Treasury Note 1.125% Due 10/31/2026	Various Various 325,000.00	323,597.23 0.00 0.00 323,633.88	924.00 0.00 1,232.01 308.01	36.65 0.00 36.65 344.66	344.66
91282CEF4	US Treasury Note 2.5% Due 03/31/2027	09/27/2022 09/28/2022 200,000.00	188,396.72 0.00 0.00 188,665.55	1,680.33 0.00 2,103.83 423.50	268.83 0.00 268.83 692.33	692.33
91282CEN7	US Treasury Note 2.75% Due 04/30/2027	Various Various 340,000.00	334,008.99 0.00 0.00 334,144.75	2,362.91 0.00 3,150.54 787.63	135.76 0.00 135.76 923.39	923.39
91282CEW7	US Treasury Note 3.25% Due 06/30/2027	08/03/2022 08/04/2022 175,000.00	176,963.53 0.00 0.00 176,920.93	494.57 0.00 973.68 479.11	0.00 42.60 (42.60) 436.51	436.51
91282CFH9	US Treasury Note 3.125% Due 08/31/2027	09/08/2022 09/09/2022 120,000.00	118,926.83 0.00 0.00 118,949.15	1,569.29 1,875.00 10.30 316.01	22.32 0.00 22.32 338.33	338.33
91282CFM8	US Treasury Note 4.125% Due 09/30/2027	10/28/2022 10/31/2022 150,000.00	149,602.80 0.00 0.00 149,610.90	2,079.41 0.00 2,603.48 524.07	8.10 0.00 8.10 532.17	532.17
91282CFP1	US Treasury Note 4.25% Due 10/15/2025	12/15/2022 12/16/2022 220,000.00	221,038.31 0.00 0.00 220,998.38	2,759.02 0.00 3,550.96 791.94	0.00 39.93 (39.93) 752.01	752.01
91282CFU0	US Treasury Note 4.125% Due 10/31/2027	12/15/2022 12/16/2022 220,000.00	223,798.94 0.00 0.00 223,723.06	2,293.41 0.00 3,057.88 764.47	0.00 75.88 (75.88) 688.59	688.59
91282CGC9	US Treasury Note 3.875% Due 12/31/2027	01/19/2023 01/20/2023 180,000.00	182,832.21 0.00 0.00 182,777.78	606.52 0.00 1,194.09 587.57	0.00 54.43 (54.43) 533.14	533.14

Small Cities Organized Risk Effort

Account #590

Income Earned

As of August 31, 2023



CUSIP	Security Description	Trade Date Settle Date Units	Book Value: Begin Book Value: Acq Book Value: Disp Book Value: End	Prior Accrued Inc. Received Ending Accrued Total Interest	Accr. Of Discount Amort. Of Premium Net Accret/Amort Income Earned	Total Income
91282CGH8	US Treasury Note 3.5% Due 01/31/2028	02/27/2023 02/28/2023 220,000.00	213,713.85 0.00 0.00 213,832.38	20.92 0.00 669.57 648.65	118.53 0.00 118.53 767.18	767.18
91282CGT2	US Treasury Note 3.625% Due 03/31/2028	06/28/2023 06/29/2023 200,000.00	196,413.21 0.00 0.00 196,478.47	2,436.48 0.00 3,050.55 614.07	65.26 0.00 65.26 679.33	679.33
91282CHA2	US Treasury Note 3.5% Due 04/30/2028	05/15/2023 05/16/2023 220,000.00	220,263.31 0.00 0.00 220,258.60	1,945.92 0.00 2,594.57 648.65	0.00 4.71 (4.71) 643.94	643.94
91282CHE4	US Treasury Note 3.625% Due 05/31/2028	06/15/2023 06/16/2023 180,000.00	177,437.10 0.00 0.00 177,482.12	1,105.33 0.00 1,657.99 552.66	45.02 0.00 45.02 597.68	597.68
91324PEC2	United Health Group Inc Callable Note Cont 4/15/2026 1.15% Due 05/15/2026	Various Various 175,000.00	173,743.93 0.00 0.00 173,782.13	424.87 0.00 592.57 167.70	39.90 1.70 38.20 205.90	205.90
92348KAV5	Verizon Master Trust 2022-5 A1A 3.72% Due 07/20/2027	08/02/2022 08/11/2022 45,000.00	44,998.71 0.00 0.00 44,998.77	51.15 139.50 51.15 139.50	0.06 0.00 0.06 139.56	139.56
931142ERO	Wal-Mart Stores Callable Note Cont 08/17/2026 1.05% Due 09/17/2026	09/08/2021 09/17/2021 30,000.00	29,964.51 0.00 0.00 29,965.47	117.25 0.00 143.50 26.25	0.96 0.00 0.96 27.21	27.21
931142EX7	Wal-Mart Stores Callable Note Cont 09/09/2027 3.95% Due 09/09/2027	Various 09/09/2022 50,000.00	49,935.19 0.00 0.00 49,936.53	779.03 0.00 943.61 164.58	1.34 0.00 1.34 165.92	165.92
			15,099,197.75	85,782.26	3,454.45	
			257,038.40	28,428.39	2,549.38	
			192,129.29	87,938.94	905.07	
Total Fixed Income		15,257,262.72	15,165,011.93	30,585.07	31,490.14	31,490.14

Income Earned

As of August 31, 2023



CUSIP	Security Description	Trade Date Settle Date Units	Book Value: Begin Book Value: Acq Book Value: Disp Book Value: End	Prior Accrued Inc. Received Ending Accrued Total Interest	Accr. Of Discount Amort. Of Premium Net Accret/Amort Income Earned	Total Income
CASH & EQUIVALENT						
3130AJHU6	FHLB Note 0.5% Due 04/14/2025	06/04/2020 06/05/2020 150,000.00	149,930.16 0.00 0.00 149,933.64	222.92 0.00 285.42 62.50	3.48 0.00 3.48 65.98	65.98
31846V203	First American Govt Obligation Fund Class Y	Various Various 98,569.06	139,417.04 71,998.19 112,846.17 98,569.06	0.00 740.63 0.00 740.63	0.00 0.00 0.00 740.63	740.63
			289,347.20	222.92	3.48	
			71,998.19	740.63	0.00	
			112,846.17	285.42	3.48	
Total Cash & Equivalent		248,569.06	248,502.70	803.13	806.61	806.61
			15,388,544.95	86,005.18	3,457.93	
			329,036.59	29,169.02	2,549.38	
			304,975.46	88,224.36	908.55	
TOTAL PORTFOLIO		15,505,831.78	15,413,514.63	31,388.20	32,296.75	32,296.75



Payment Date	Transaction Type	CUSIP	Quantity	Security Description	Principal Amount	Income	Total Amount
09/03/2023	Interest	808513BY0	150,000.00	Charles Schwab Corp Callable Note Cont 2/3/2027 2.45% Due 3/3/2027	0.00	1,837.50	1,837.50
09/09/2023	Interest	57636QAW4	95,000.00	MasterCard Inc Callable Note Cont 2/9/28 4.875% Due 3/9/2028	0.00	2,315.63	2,315.63
09/09/2023	Interest	931142EX7	50,000.00	Wal-Mart Stores Callable Note Cont 09/09/2027 3.95% Due 9/9/2027	0.00	987.50	987.50
09/10/2023	Interest	3130ATS57	275,000.00	FHLB Note 4.5% Due 3/10/2028	0.00	6,187.50	6,187.50
09/11/2023	Interest	89114QCB2	135,000.00	Toronto Dominion Bank Note 3.25% Due 3/11/2024	0.00	2,193.75	2,193.75
09/13/2023	Interest	3130A2UW4	200,000.00	FHLB Note 2.875% Due 9/13/2024	0.00	2,875.00	2,875.00
09/14/2023	Interest	3130A4CH3	225,000.00	FHLB Note 2.375% Due 3/14/2025	0.00	2,671.88	2,671.88
09/15/2023	Interest	00440EAS6	140,000.00	Chubb INA Holdings Inc Note 3.15% Due 3/15/2025	0.00	2,205.00	2,205.00
09/15/2023	Interest	084664CZ2	115,000.00	Berkshire Hathaway Callable Note Cont 2/15/2027 2.3% Due 3/15/2027	0.00	1,322.50	1,322.50
09/15/2023	Interest	09247XAN1	190,000.00	Blackrock Inc Note 3.2% Due 3/15/2027	0.00	3,040.00	3,040.00
09/15/2023	Paydown	477920AC6	50,000.00	John Deere Owner Trust 2023-B A3 5.18% Due 3/15/2028	0.00	215.83	215.83
09/15/2023	Paydown	47800CAC0	75,000.00	John Deere Owner Trust 2023-A A3 5.01% Due 11/15/2027	1,322.63	313.13	1,635.76
09/15/2023	Paydown	58769KAD6	29,268.69	Mercedes-Benz Auto Lease Trust 2021-B A3 0.4% Due 11/15/2024	5,852.66	9.76	5,862.42
09/15/2023	Paydown	448977AD0	35,000.00	Hyundai Auto Receivables Trust 2022-A A3 2.22% Due 10/15/2026	0.00	64.75	64.75
09/15/2023	Paydown	44935FAD6	27,515.56	Hyundai Auto Receivables Trust 2021-C A3 0.74% Due 5/15/2026	1,616.40	16.97	1,633.37
09/15/2023	Paydown	47787JAC2	50,000.00	John Deere Owner Trust 2022-A A3 2.32% Due 9/16/2026	0.00	96.67	96.67
09/15/2023	Paydown	47800AAC4	50,000.00	John Deere Owner Trust 2022-B A3 3.74% Due 2/16/2027	0.00	155.83	155.83



Payment Date	Transaction Type	CUSIP	Quantity	Security Description	Principal Amount	Income	Total Amount
09/15/2023	Paydown	43815BAC4	65,000.00	Honda Auto Receivables Trust 2022-1 A3 1.88% Due 5/15/2026	0.00	101.83	101.83
09/15/2023	Paydown	44934KAC8	73,856.09	Hyundai Auto Receivables Trust 2021-B A3 0.38% Due 1/15/2026	5,678.11	23.39	5,701.50
09/15/2023	Paydown	58768PAC8	120,000.00	Mercedes-Benz Auto Receivables 2022-1 A3 5.21% Due 8/16/2027	0.00	521.00	521.00
09/15/2023	Paydown	89237VAB5	3,033.73	Toyota Auto Receivables Trust 2020-C A3 0.44% Due 10/15/2024	216.18	1.11	217.29
09/15/2023	Paydown	89238FAD5	45,000.00	Toyota Auto Receivables OT 2022-B A3 2.93% Due 9/15/2026	0.00	109.88	109.88
09/15/2023	Paydown	44933LAC7	24,277.91	Hyundai Auto Receivables Trust 2021-A A3 0.38% Due 9/15/2025	2,694.04	7.69	2,701.73
09/15/2023	Paydown	47787NAC3	668.73	John Deere Owner Trust 2020-B A3 0.51% Due 11/15/2024	133.65	0.28	133.93
09/15/2023	Paydown	47788UAC6	21,476.18	John Deere Owner Trust 2021-A A3 0.36% Due 9/15/2025	1,530.78	6.44	1,537.22
09/15/2023	Paydown	47789QAC4	38,852.28	John Deere Owner Trust 2021-B A3 0.52% Due 3/16/2026	2,043.17	16.84	2,060.01
09/15/2023	Paydown	58770AAC7	30,000.00	Mercedes-Benz Auto Receivable 2023-1 A3 4.51% Due 11/15/2027	0.00	112.75	112.75
09/15/2023	Paydown	89240BAC2	9,602.17	Toyota Auto Receivables Owners 2021-A A3 0.26% Due 5/15/2025	1,370.40	2.08	1,372.48
09/16/2023	Paydown	362585AC5	40,000.00	GM Financial Securitized ART 2022-2 A3 3.1% Due 2/16/2027	0.00	103.33	103.33
09/16/2023	Paydown	362554AC1	27,440.99	GM Financial Securitized Term 2021-4 A3 0.68% Due 9/16/2026	1,441.23	15.55	1,456.78
09/16/2023	Paydown	380146AC4	25,000.00	GM Financial Auto Receivables 2022-1 A3 1.26% Due 11/16/2026	1,139.13	26.25	1,165.38
09/17/2023	Interest	931142ER0	30,000.00	Wal-Mart Stores Callable Note Cont 08/17/2026 1.05% Due 9/17/2026	0.00	157.50	157.50
09/18/2023	Paydown	43813KAC6	10,086.70	Honda Auto Receivables Trust 2020-3 A3 0.37% Due 10/18/2024	3,361.20	3.11	3,364.31
09/19/2023	Interest	30231GBH4	140,000.00	Exxon Mobil Corp Callable Note Cont 2/19/2025 2.992% Due 3/19/2025	0.00	2,094.40	2,094.40



Payment Date	Transaction Type	CUSIP	Quantity	Security Description	Principal Amount	Income	Total Amount
09/20/2023	Paydown	36265MAC9	74,200.81	GM Financial Auto Lease Trust 2022-1 A3 1.9% Due 3/20/2025	9,133.74	117.48	9,251.22
09/20/2023	Paydown	36266FAC3	50,000.00	GM Financial Auto Lease Trust 2022-2 A3 3.42% Due 6/20/2025	0.00	142.50	142.50
09/20/2023	Paydown	92348KAV5	45,000.00	Verizon Master Trust 2022-5 A1A 3.72% Due 7/20/2027	0.00	139.50	139.50
09/21/2023	Paydown	43815GAC3	36,635.32	Honda Auto Receivables Trust 2021-4 A3 0.88% Due 1/21/2026	2,031.26	26.87	2,058.13
09/21/2023	Paydown	43815JAC7	40,000.00	Honda Auto Receivables Owner 2023-1 A3 5.04% Due 4/21/2027	0.00	168.00	168.00
09/23/2023	Interest	4581X0DZ8	190,000.00	Inter-American Dev Bank Note 0.5% Due 9/23/2024	0.00	475.00	475.00
09/23/2023	Interest	3137EAEX3	200,000.00	FHLMC Note 0.375% Due 9/23/2025	0.00	375.00	375.00
09/25/2023	Paydown	05592XAD2	30,000.00	BMW Vehicle Owner Trust 2023-A A3 5.47% Due 2/25/2028	0.00	136.75	136.75
09/25/2023	Paydown	05593AAC3	20,000.00	BMW Vehicle Lease Trust 2023-1 A3 5.16% Due 11/25/2025	0.00	86.00	86.00
09/25/2023	Paydown	05602RAD3	40,000.00	BMW Vehicle Owner Trust 2022-A A3 3.21% Due 8/25/2026	0.00	107.00	107.00
09/25/2023	Paydown	05601XAC3	25,467.65	BMW Vehicle Lease Trust 2022-1 A3 1.1% Due 3/25/2025	3,590.67	23.35	3,614.02
09/25/2023	Paydown	09690AAC7	9,879.91	BMW Vehicle Lease Trust 2021-2 A3 0.33% Due 12/26/2024	2,469.08	2.72	2,471.80
09/25/2023	Paydown	3137FG6X8	295,000.00	FHLMC K077 A2 3.85% Due 5/25/2028	4,662.88	946.46	5,609.34
09/30/2023	Interest	912828YH7	300,000.00	US Treasury Note 1.5% Due 9/30/2024	0.00	2,250.00	2,250.00
09/30/2023	Interest	91282CFM8	150,000.00	US Treasury Note 4.125% Due 9/30/2027	0.00	3,093.75	3,093.75
09/30/2023	Interest	91282CGT2	200,000.00	US Treasury Note 3.625% Due 3/31/2028	0.00	3,625.00	3,625.00
09/30/2023	Interest	91282CBT7	300,000.00	US Treasury Note 0.75% Due 3/31/2026	0.00	1,125.00	1,125.00



Payment Date	Transaction Type	CUSIP	Quantity	Security Description	Principal Amount	Income	Total Amount
09/30/2023	Interest	91282CEF4	200,000.00	US Treasury Note 2.5% Due 3/31/2027	0.00	2,500.00	2,500.00
SEP 2023					50,287.21	45,153.01	95,440.22
10/13/2023	Interest	023135CF1	110,000.00	Amazon.com Inc Callable Note Cont 3/13/2027 3.3% Due 4/13/2027	0.00	1,815.00	1,815.00
10/14/2023	Interest	3130AJHU6	150,000.00	FHLB Note 0.5% Due 4/14/2025	0.00	375.00	375.00
10/15/2023	Interest	3135G0W66	175,000.00	FNMA Note 1.625% Due 10/15/2024	0.00	1,421.88	1,421.88
10/15/2023	Interest	74340XBN0	160,000.00	Prologis LP Callable Note Cont 2/15/2027 2.125% Due 4/15/2027	0.00	1,700.00	1,700.00
10/15/2023	Interest	91282CFP1	220,000.00	US Treasury Note 4.25% Due 10/15/2025	0.00	4,675.00	4,675.00
10/15/2023	Paydown	44935FAD6	27,515.56	Hyundai Auto Receivables Trust 2021-C A3 0.74% Due 5/15/2026	1,616.68	15.97	1,632.65
10/15/2023	Paydown	47787JAC2	50,000.00	John Deere Owner Trust 2022-A A3 2.32% Due 9/16/2026	2,052.75	96.67	2,149.42
10/15/2023	Paydown	47788UAC6	21,476.18	John Deere Owner Trust 2021-A A3 0.36% Due 9/15/2025	1,531.28	5.98	1,537.26
10/15/2023	Paydown	44934KAC8	73,856.09	Hyundai Auto Receivables Trust 2021-B A3 0.38% Due 1/15/2026	5,678.63	21.59	5,700.22
10/15/2023	Paydown	477920AC6	50,000.00	John Deere Owner Trust 2023-B A3 5.18% Due 3/15/2028	0.00	215.83	215.83
10/15/2023	Paydown	47800CAC0	75,000.00	John Deere Owner Trust 2023-A A3 5.01% Due 11/15/2027	1,328.16	307.60	1,635.76
10/15/2023	Paydown	58768PAC8	120,000.00	Mercedes-Benz Auto Receivables 2022-1 A3 5.21% Due 8/16/2027	0.00	521.00	521.00
10/15/2023	Paydown	448977AD0	35,000.00	Hyundai Auto Receivables Trust 2022-A A3 2.22% Due 10/15/2026	0.00	64.75	64.75
10/15/2023	Paydown	44933LAC7	24,277.91	Hyundai Auto Receivables Trust 2021-A A3 0.38% Due 9/15/2025	2,694.92	6.83	2,701.75
10/15/2023	Paydown	47787NAC3	668.73	John Deere Owner Trust 2020-B A3 0.51% Due 11/15/2024	133.69	0.23	133.92



Payment Date	Transaction Type	CUSIP	Quantity	Security Description	Principal Amount	Income	Total Amount
10/15/2023	Paydown	47789QAC4	38,852.28	John Deere Owner Trust 2021-B A3 0.52% Due 3/16/2026	2,043.36	15.95	2,059.31
10/15/2023	Paydown	58770AAC7	30,000.00	Mercedes-Benz Auto Receivable 2023-1 A3 4.51% Due 11/15/2027	0.00	112.75	112.75
10/15/2023	Paydown	89237VAB5	3,033.73	Toyota Auto Receivables Trust 2020-C A3 0.44% Due 10/15/2024	216.26	1.03	217.29
10/15/2023	Paydown	89238FAD5	45,000.00	Toyota Auto Receivables OT 2022-B A3 2.93% Due 9/15/2026	0.00	109.88	109.88
10/15/2023	Paydown	89240BAC2	9,602.17	Toyota Auto Receivables Owners 2021-A A3 0.26% Due 5/15/2025	1,370.85	1.78	1,372.63
10/15/2023	Paydown	43815BAC4	65,000.00	Honda Auto Receivables Trust 2022-1 A3 1.88% Due 5/15/2026	3,116.74	101.83	3,218.57
10/15/2023	Paydown	47800AAC4	50,000.00	John Deere Owner Trust 2022-B A3 3.74% Due 2/16/2027	0.00	155.83	155.83
10/15/2023	Paydown	58769KAD6	29,268.69	Mercedes-Benz Auto Lease Trust 2021-B A3 0.4% Due 11/15/2024	5,853.20	7.81	5,861.01
10/16/2023	Paydown	362554AC1	27,440.99	GM Financial Securitized Term 2021-4 A3 0.68% Due 9/16/2026	1,441.57	14.73	1,456.30
10/16/2023	Paydown	362585AC5	40,000.00	GM Financial Securitized ART 2022-2 A3 3.1% Due 2/16/2027	0.00	103.33	103.33
10/16/2023	Paydown	380146AC4	25,000.00	GM Financial Auto Receivables 2022-1 A3 1.26% Due 11/16/2026	1,144.13	25.05	1,169.18
10/18/2023	Paydown	43813KAC6	10,086.70	Honda Auto Receivables Trust 2020-3 A3 0.37% Due 10/18/2024	3,362.24	2.07	3,364.31
10/20/2023	Paydown	36266FAC3	50,000.00	GM Financial Auto Lease Trust 2022-2 A3 3.42% Due 6/20/2025	0.00	142.50	142.50
10/20/2023	Paydown	92348KAV5	45,000.00	Verizon Master Trust 2022-5 A1A 3.72% Due 7/20/2027	0.00	139.50	139.50
10/20/2023	Paydown	36265MAC9	74,200.81	GM Financial Auto Lease Trust 2022-1 A3 1.9% Due 3/20/2025	9,173.78	103.02	9,276.80
10/21/2023	Paydown	43815GAC3	36,635.32	Honda Auto Receivables Trust 2021-4 A3 0.88% Due 1/21/2026	2,031.73	25.38	2,057.11
10/21/2023	Paydown	43815JAC7	40,000.00	Honda Auto Receivables Owner 2023-1 A3 5.04% Due 4/21/2027	0.00	168.00	168.00

Small Cities Organized Risk Effort

Account #590

Cash Flow Report

As of August 31, 2023



Payment Date	Transaction Type	CUSIP	Quantity	Security Description	Principal Amount	Income	Total Amount
10/22/2023	Interest	46647PBK1	50,000.00	JP Morgan Chase & Co Callable Note Cont 4/22/2025 2.083% Due 4/22/2026	0.00	520.75	520.75
10/22/2023	Interest	3135G03U5	105,000.00	FNMA Note 0.625% Due 4/22/2025	0.00	328.13	328.13
10/22/2023	Interest	459058JB0	130,000.00	Intl. Bank Recon & Development Note 0.625% Due 4/22/2025	0.00	406.25	406.25
10/25/2023	Paydown	05592XAD2	30,000.00	BMW Vehicle Owner Trust 2023-A A3 5.47% Due 2/25/2028	0.00	136.75	136.75
10/25/2023	Paydown	05601XAC3	25,467.65	BMW Vehicle Lease Trust 2022-1 A3 1.1% Due 3/25/2025	3,606.41	20.05	3,626.46
10/25/2023	Paydown	05602RAD3	40,000.00	BMW Vehicle Owner Trust 2022-A A3 3.21% Due 8/25/2026	4,240.39	107.00	4,347.39
10/25/2023	Paydown	09690AAC7	9,879.91	BMW Vehicle Lease Trust 2021-2 A3 0.33% Due 12/26/2024	2,469.68	2.04	2,471.72
10/25/2023	Paydown	05593AAC3	20,000.00	BMW Vehicle Lease Trust 2023-1 A3 5.16% Due 11/25/2025	0.00	86.00	86.00
10/25/2023	Paydown	3137FG6X8	295,000.00	FHLMC K077 A2 3.85% Due 5/25/2028	4,679.97	931.50	5,611.47
10/28/2023	Interest	459058JL8	180,000.00	Intl. Bank Recon & Development Note 0.5% Due 10/28/2025	0.00	450.00	450.00
10/31/2023	Interest	91282CDG3	325,000.00	US Treasury Note 1.125% Due 10/31/2026	0.00	1,828.13	1,828.13
10/31/2023	Interest	91282CEN7	340,000.00	US Treasury Note 2.75% Due 4/30/2027	0.00	4,675.00	4,675.00
10/31/2023	Interest	91282CBW0	150,000.00	US Treasury Note 0.75% Due 4/30/2026	0.00	562.50	562.50
10/31/2023	Interest	91282CFU0	220,000.00	US Treasury Note 4.125% Due 10/31/2027	0.00	4,537.50	4,537.50
10/31/2023	Interest	91282CHA2	220,000.00	US Treasury Note 3.5% Due 4/30/2028	0.00	3,850.00	3,850.00
OCT 2023					59,786.42	30,915.37	90,701.79
11/01/2023	Interest	438516BL9	180,000.00	Honeywell Intl Callable Note 08/01/2026 2.5% Due 11/1/2026	0.00	2,250.00	2,250.00



Payment Date	Transaction Type	CUSIP	Quantity	Security Description	Principal Amount	Income	Total Amount
11/01/2023	Interest	06367WB85	150,000.00	Bank of Montreal Note 1.85% Due 5/1/2025	0.00	1,387.50	1,387.50
11/04/2023	Interest	61772BAB9	150,000.00	Morgan Stanley Callable Note Cont 5/4/2026 1.593% Due 5/4/2027	0.00	1,194.76	1,194.76
11/07/2023	Interest	3135G06G3	215,000.00	FNMA Note 0.5% Due 11/7/2025	0.00	537.50	537.50
11/11/2023	Interest	037833CU2	150,000.00	Apple Inc Callable Note Cont 3/11/2024 2.85% Due 5/11/2024	0.00	2,137.50	2,137.50
11/12/2023	Interest	023135BW5	95,000.00	Amazon.com Inc Note 0.45% Due 5/12/2024	0.00	213.75	213.75
11/13/2023	Interest	14913R2V8	55,000.00	Caterpillar Financial Service Note 3.4% Due 5/13/2025	0.00	935.00	935.00
11/15/2023	Interest	91324PEC2	175,000.00	United Health Group Inc Callable Note Cont 4/15/2026 1.15% Due 5/15/2026	0.00	1,006.25	1,006.25
11/15/2023	Interest	912828WJ5	150,000.00	US Treasury Note 2.5% Due 5/15/2024	0.00	1,875.00	1,875.00
11/15/2023	Interest	9128283F5	200,000.00	US Treasury Note 2.25% Due 11/15/2027	0.00	2,250.00	2,250.00
11/15/2023	Paydown	448977AD0	35,000.00	Hyundai Auto Receivables Trust 2022-A A3 2.22% Due 10/15/2026	1,728.76	64.75	1,793.51
11/15/2023	Paydown	44935FAD6	27,515.56	Hyundai Auto Receivables Trust 2021-C A3 0.74% Due 5/15/2026	1,616.95	14.97	1,631.92
11/15/2023	Paydown	47787JAC2	50,000.00	John Deere Owner Trust 2022-A A3 2.32% Due 9/16/2026	2,055.38	92.70	2,148.08
11/15/2023	Paydown	58769KAD6	29,268.69	Mercedes-Benz Auto Lease Trust 2021-B A3 0.4% Due 11/15/2024	5,853.74	5.85	5,859.59
11/15/2023	Paydown	89237VAB5	3,033.73	Toyota Auto Receivables Trust 2020-C A3 0.44% Due 10/15/2024	216.34	0.95	217.29
11/15/2023	Paydown	89238FAD5	45,000.00	Toyota Auto Receivables OT 2022-B A3 2.93% Due 9/15/2026	2,100.36	109.88	2,210.24
11/15/2023	Paydown	47787NAC3	668.73	John Deere Owner Trust 2020-B A3 0.51% Due 11/15/2024	133.75	0.17	133.92

Small Cities Organized Risk Effort

Account #590

Cash Flow Report

As of August 31, 2023



Payment Date	Transaction Type	CUSIP	Quantity	Security Description	Principal Amount	Income	Total Amount
11/15/2023	Paydown	47788UAC6	21,476.18	John Deere Owner Trust 2021-A A3 0.36% Due 9/15/2025	1,531.77	5.52	1,537.29
11/15/2023	Paydown	47789QAC4	38,852.28	John Deere Owner Trust 2021-B A3 0.52% Due 3/16/2026	2,043.54	15.07	2,058.61
11/15/2023	Paydown	58770AAC7	30,000.00	Mercedes-Benz Auto Receivable 2023-1 A3 4.51% Due 11/15/2027	0.00	112.75	112.75
11/15/2023	Paydown	89240BAC2	9,602.17	Toyota Auto Receivables Owners 2021-A A3 0.26% Due 5/15/2025	1,371.29	1.49	1,372.78
11/15/2023	Paydown	44933LAC7	24,277.91	Hyundai Auto Receivables Trust 2021-A A3 0.38% Due 9/15/2025	2,695.79	5.98	2,701.77
11/15/2023	Paydown	44934KAC8	73,856.09	Hyundai Auto Receivables Trust 2021-B A3 0.38% Due 1/15/2026	5,679.16	19.79	5,698.95
11/15/2023	Paydown	477920AC6	50,000.00	John Deere Owner Trust 2023-B A3 5.18% Due 3/15/2028	0.00	215.83	215.83
11/15/2023	Paydown	47800CAC0	75,000.00	John Deere Owner Trust 2023-A A3 5.01% Due 11/15/2027	1,333.70	302.06	1,635.76
11/15/2023	Paydown	43815BAC4	65,000.00	Honda Auto Receivables Trust 2022-1 A3 1.88% Due 5/15/2026	3,130.40	96.95	3,227.35
11/15/2023	Paydown	47800AAC4	50,000.00	John Deere Owner Trust 2022-B A3 3.74% Due 2/16/2027	0.00	155.83	155.83
11/15/2023	Paydown	58768PAC8	120,000.00	Mercedes-Benz Auto Receivables 2022-1 A3 5.21% Due 8/16/2027	0.00	521.00	521.00
11/16/2023	Paydown	362554AC1	27,440.99	GM Financial Securitized Term 2021-4 A3 0.68% Due 9/16/2026	1,441.90	13.92	1,455.82
11/16/2023	Paydown	380146AC4	25,000.00	GM Financial Auto Receivables 2022-1 A3 1.26% Due 11/16/2026	1,149.14	23.85	1,172.99
11/16/2023	Paydown	362585AC5	40,000.00	GM Financial Securitized ART 2022-2 A3 3.1% Due 2/16/2027	0.00	103.33	103.33
11/18/2023	Paydown	43813KAC6	10,086.70	Honda Auto Receivables Trust 2020-3 A3 0.37% Due 10/18/2024	3,363.27	1.04	3,364.31
11/20/2023	Interest	747525AF0	140,000.00	Qualcomm Inc Callable Note Cont 2/20/2025 3.45% Due 5/20/2025	0.00	2,415.00	2,415.00
11/20/2023	Paydown	92348KAV5	45,000.00	Verizon Master Trust 2022-5 A1A 3.72% Due 7/20/2027	0.00	139.50	139.50



Payment Date	Transaction Type	CUSIP	Quantity	Security Description	Principal Amount	Income	Total Amount
11/20/2023	Paydown	36265MAC9	74,200.81	GM Financial Auto Lease Trust 2022-1 A3 1.9% Due 3/20/2025	9,213.98	88.50	9,302.48
11/20/2023	Paydown	36266FAC3	50,000.00	GM Financial Auto Lease Trust 2022-2 A3 3.42% Due 6/20/2025	0.00	142.50	142.50
11/21/2023	Paydown	43815GAC3	36,635.32	Honda Auto Receivables Trust 2021-4 A3 0.88% Due 1/21/2026	2,032.21	23.89	2,056.10
11/21/2023	Paydown	43815JAC7	40,000.00	Honda Auto Receivables Owner 2023-1 A3 5.04% Due 4/21/2027	0.00	168.00	168.00
11/25/2023	Paydown	05601XAC3	25,467.65	BMW Vehicle Lease Trust 2022-1 A3 1.1% Due 3/25/2025	3,622.22	16.75	3,638.97
11/25/2023	Paydown	09690AAC7	9,879.91	BMW Vehicle Lease Trust 2021-2 A3 0.33% Due 12/26/2024	2,470.27	1.36	2,471.63
11/25/2023	Paydown	3137FG6X8	295,000.00	FHLMC K077 A2 3.85% Due 5/25/2028	4,697.14	916.48	5,613.62
11/25/2023	Paydown	05602RAD3	40,000.00	BMW Vehicle Owner Trust 2022-A A3 3.21% Due 8/25/2026	4,009.67	95.66	4,105.33
11/25/2023	Paydown	05592XAD2	30,000.00	BMW Vehicle Owner Trust 2023-A A3 5.47% Due 2/25/2028	0.00	136.75	136.75
11/25/2023	Paydown	05593AAC3	20,000.00	BMW Vehicle Lease Trust 2023-1 A3 5.16% Due 11/25/2025	0.00	86.00	86.00
11/30/2023	Interest	91282CHE4	180,000.00	US Treasury Note 3.625% Due 5/31/2028	0.00	3,262.50	3,262.50
11/30/2023	Interest	9128283J7	275,000.00	US Treasury Note 2.125% Due 11/30/2024	0.00	2,921.88	2,921.88
11/30/2023	Interest	91282CAZ4	300,000.00	US Treasury Note 0.375% Due 11/30/2025	0.00	562.50	562.50
NOV 2023					63,490.73	26,648.21	90,138.94
12/09/2023	Interest	3130AWMN7	200,000.00	FHLB Note 4.375% Due 6/9/2028	0.00	3,597.22	3,597.22
12/10/2023	Interest	78015K7H1	150,000.00	Royal Bank of Canada Note 1.15% Due 6/10/2025	0.00	862.50	862.50
12/12/2023	Interest	3130ATUC9	300,000.00	FHLB Note 4.5% Due 12/12/2025	0.00	6,750.00	6,750.00



Payment Date	Transaction Type	CUSIP	Quantity	Security Description	Principal Amount	Income	Total Amount
12/14/2023	Interest	3130A1XJ2	230,000.00	FHLB Note 2.875% Due 6/14/2024	0.00	3,306.26	3,306.26
12/15/2023	Interest	63743HFE7	85,000.00	National Rural Utilities Note 3.45% Due 6/15/2025	0.00	1,466.25	1,466.25
12/15/2023	Paydown	89237VAB5	3,033.73	Toyota Auto Receivables Trust 2020-C A3 0.44% Due 10/15/2024	216.42	0.87	217.29
12/15/2023	Paydown	89238FAD5	45,000.00	Toyota Auto Receivables OT 2022-B A3 2.93% Due 9/15/2026	2,104.56	104.75	2,209.31
12/15/2023	Paydown	89240BAC2	9,602.17	Toyota Auto Receivables Owners 2021-A A3 0.26% Due 5/15/2025	1,371.74	1.19	1,372.93
12/15/2023	Paydown	43815BAC4	65,000.00	Honda Auto Receivables Trust 2022-1 A3 1.88% Due 5/15/2026	3,144.12	92.05	3,236.17
12/15/2023	Paydown	47787NAC3	668.73	John Deere Owner Trust 2020-B A3 0.51% Due 11/15/2024	133.80	0.11	133.91
12/15/2023	Paydown	47789QAC4	38,852.28	John Deere Owner Trust 2021-B A3 0.52% Due 3/16/2026	2,043.73	14.18	2,057.91
12/15/2023	Paydown	58770AAC7	30,000.00	Mercedes-Benz Auto Receivable 2023-1 A3 4.51% Due 11/15/2027	0.00	112.75	112.75
12/15/2023	Paydown	448977AD0	35,000.00	Hyundai Auto Receivables Trust 2022-A A3 2.22% Due 10/15/2026	1,730.98	61.55	1,792.53
12/15/2023	Paydown	44933LAC7	24,277.91	Hyundai Auto Receivables Trust 2021-A A3 0.38% Due 9/15/2025	2,696.67	5.13	2,701.80
12/15/2023	Paydown	47800AAC4	50,000.00	John Deere Owner Trust 2022-B A3 3.74% Due 2/16/2027	0.00	155.83	155.83
12/15/2023	Paydown	44935FAD6	27,515.56	Hyundai Auto Receivables Trust 2021-C A3 0.74% Due 5/15/2026	1,617.21	13.98	1,631.19
12/15/2023	Paydown	47787JAC2	50,000.00	John Deere Owner Trust 2022-A A3 2.32% Due 9/16/2026	2,058.03	88.72	2,146.75
12/15/2023	Paydown	477920AC6	50,000.00	John Deere Owner Trust 2023-B A3 5.18% Due 3/15/2028	0.00	215.83	215.83
12/15/2023	Paydown	47800CAC0	75,000.00	John Deere Owner Trust 2023-A A3 5.01% Due 11/15/2027	1,339.27	296.49	1,635.76
12/15/2023	Paydown	58769KAD6	29,268.69	Mercedes-Benz Auto Lease Trust 2021-B A3 0.4% Due 11/15/2024	5,854.28	3.90	5,858.18



Payment Date	Transaction Type	CUSIP	Quantity	Security Description	Principal Amount	Income	Total Amount
12/15/2023	Paydown	44934KAC8	73,856.09	Hyundai Auto Receivables Trust 2021-B A3 0.38% Due 1/15/2026	5,679.68	17.99	5,697.67
12/15/2023	Paydown	47788UAC6	21,476.18	John Deere Owner Trust 2021-A A3 0.36% Due 9/15/2025	1,532.27	5.06	1,537.33
12/15/2023	Paydown	58768PAC8	120,000.00	Mercedes-Benz Auto Receivables 2022-1 A3 5.21% Due 8/16/2027	0.00	521.00	521.00
12/16/2023	Paydown	362554AC1	27,440.99	GM Financial Securitized Term 2021-4 A3 0.68% Due 9/16/2026	1,442.24	13.10	1,455.34
12/16/2023	Paydown	362585AC5	40,000.00	GM Financial Securitized ART 2022-2 A3 3.1% Due 2/16/2027	1,813.58	103.33	1,916.91
12/16/2023	Paydown	380146AC4	25,000.00	GM Financial Auto Receivables 2022-1 A3 1.26% Due 11/16/2026	1,154.17	22.65	1,176.82
12/17/2023	Interest	3135G04Z3	260,000.00	FNMA Note 0.5% Due 6/17/2025	0.00	650.00	650.00
12/18/2023	Interest	89236TJK2	130,000.00	Toyota Motor Credit Corp Note 1.125% Due 6/18/2026	0.00	731.25	731.25
12/19/2023	Interest	06051GJD2	80,000.00	Bank of America Corp Callable Note Cont 6/19/2025 1.319% Due 6/19/2026	0.00	527.60	527.60
12/20/2023	Paydown	36266FAC3	50,000.00	GM Financial Auto Lease Trust 2022-2 A3 3.42% Due 6/20/2025	0.00	142.50	142.50
12/20/2023	Paydown	92348KAV5	45,000.00	Verizon Master Trust 2022-5 A1A 3.72% Due 7/20/2027	0.00	139.50	139.50
12/20/2023	Paydown	36265MAC9	74,200.81	GM Financial Auto Lease Trust 2022-1 A3 1.9% Due 3/20/2025	9,254.37	73.91	9,328.28
12/21/2023	Paydown	43815JAC7	40,000.00	Honda Auto Receivables Owner 2023-1 A3 5.04% Due 4/21/2027	0.00	168.00	168.00
12/21/2023	Paydown	43815GAC3	36,635.32	Honda Auto Receivables Trust 2021-4 A3 0.88% Due 1/21/2026	2,032.68	22.40	2,055.08
12/25/2023	Paydown	05592XAD2	30,000.00	BMW Vehicle Owner Trust 2023-A A3 5.47% Due 2/25/2028	0.00	136.75	136.75
12/25/2023	Paydown	05593AAC3	20,000.00	BMW Vehicle Lease Trust 2023-1 A3 5.16% Due 11/25/2025	0.00	86.00	86.00
12/25/2023	Paydown	05601XAC3	25,467.65	BMW Vehicle Lease Trust 2022-1 A3 1.1% Due 3/25/2025	3,638.09	13.43	3,651.52



Payment Date	Transaction Type	CUSIP	Quantity	Security Description	Principal Amount	Income	Total Amount
12/25/2023	Paydown	09690AAC7	9,879.91	BMW Vehicle Lease Trust 2021-2 A3 0.33% Due 12/26/2024	2,470.87	0.68	2,471.55
12/25/2023	Paydown	3137FG6X8	295,000.00	FHLMC K077 A2 3.85% Due 5/25/2028	4,714.36	901.41	5,615.77
12/25/2023	Paydown	05602RAD3	40,000.00	BMW Vehicle Owner Trust 2022-A A3 3.21% Due 8/25/2026	3,778.51	84.93	3,863.44
12/31/2023	Interest	91282CGC9	180,000.00	US Treasury Note 3.875% Due 12/31/2027	0.00	3,487.50	3,487.50
12/31/2023	Interest	91282CEW7	175,000.00	US Treasury Note 3.25% Due 6/30/2027	0.00	2,843.75	2,843.75
12/31/2023	Interest	91282CBC4	125,000.00	US Treasury Note 0.375% Due 12/31/2025	0.00	234.38	234.38
DEC 2023					61,821.63	28,076.68	89,898.31
01/01/2024	Interest	4581X0EE4	85,000.00	Inter-American Dev Bank Note 3.25% Due 7/1/2024	0.00	1,381.25	1,381.25
01/07/2024	Interest	02665WEM9	150,000.00	American Honda Finance Note 5.125% Due 7/7/2028	0.00	3,843.75	3,843.75
01/07/2024	Interest	3135G0X24	235,000.00	FNMA Note 1.625% Due 1/7/2025	0.00	1,909.38	1,909.38
01/13/2024	Interest	45950KDD9	85,000.00	International Finance Corp Note 4.5% Due 7/13/2028	0.00	1,912.50	1,912.50
01/15/2024	Interest	79466LAG9	25,000.00	Salesforce.com Inc Callable Note Cont 7/15/2022 0.625% Due 7/15/2024	0.00	78.13	78.13
01/15/2024	Interest	87612EBM7	70,000.00	Target Corp Callable Note Cont 12/15/2026 1.95% Due 1/15/2027	0.00	682.50	682.50
01/15/2024	Paydown	89237VAB5	3,033.73	Toyota Auto Receivables Trust 2020-C A3 0.44% Due 10/15/2024	216.49	0.80	217.29
01/15/2024	Paydown	47787NAC3	668.73	John Deere Owner Trust 2020-B A3 0.51% Due 11/15/2024	133.85	0.06	133.91
01/15/2024	Paydown	448977AD0	35,000.00	Hyundai Auto Receivables Trust 2022-A A3 2.22% Due 10/15/2026	1,733.20	58.35	1,791.55
01/15/2024	Paydown	44933LAC7	24,277.91	Hyundai Auto Receivables Trust 2021-A A3 0.38% Due 9/15/2025	2,697.55	4.27	2,701.82



Payment Date	Transaction Type	CUSIP	Quantity	Security Description	Principal Amount	Income	Total Amount
01/15/2024	Paydown	44934KAC8	73,856.09	Hyundai Auto Receivables Trust 2021-B A3 0.38% Due 1/15/2026	5,680.20	16.19	5,696.39
01/15/2024	Paydown	47787JAC2	50,000.00	John Deere Owner Trust 2022-A A3 2.32% Due 9/16/2026	2,060.66	84.75	2,145.41
01/15/2024	Paydown	47800CAC0	75,000.00	John Deere Owner Trust 2023-A A3 5.01% Due 11/15/2027	1,344.86	290.90	1,635.76
01/15/2024	Paydown	44935FAD6	27,515.56	Hyundai Auto Receivables Trust 2021-C A3 0.74% Due 5/15/2026	1,617.48	12.98	1,630.46
01/15/2024	Paydown	47789QAC4	38,852.28	John Deere Owner Trust 2021-B A3 0.52% Due 3/16/2026	2,043.92	13.29	2,057.21
01/15/2024	Paydown	477920AC6	50,000.00	John Deere Owner Trust 2023-B A3 5.18% Due 3/15/2028	0.00	215.83	215.83
01/15/2024	Paydown	58769KAD6	29,268.69	Mercedes-Benz Auto Lease Trust 2021-B A3 0.4% Due 11/15/2024	5,854.81	1.95	5,856.76
01/15/2024	Paydown	58770AAC7	30,000.00	Mercedes-Benz Auto Receivable 2023-1 A3 4.51% Due 11/15/2027	0.00	112.75	112.75
01/15/2024	Paydown	89238FAD5	45,000.00	Toyota Auto Receivables OT 2022-B A3 2.93% Due 9/15/2026	2,108.76	99.61	2,208.37
01/15/2024	Paydown	89240BAC2	9,602.17	Toyota Auto Receivables Owners 2021-A A3 0.26% Due 5/15/2025	1,372.19	0.89	1,373.08
01/15/2024	Paydown	43815BAC4	65,000.00	Honda Auto Receivables Trust 2022-1 A3 1.88% Due 5/15/2026	3,157.90	87.12	3,245.02
01/15/2024	Paydown	47788UAC6	21,476.18	John Deere Owner Trust 2021-A A3 0.36% Due 9/15/2025	1,532.76	4.61	1,537.37
01/15/2024	Paydown	47800AAC4	50,000.00	John Deere Owner Trust 2022-B A3 3.74% Due 2/16/2027	0.00	155.83	155.83
01/15/2024	Paydown	58768PAC8	120,000.00	Mercedes-Benz Auto Receivables 2022-1 A3 5.21% Due 8/16/2027	0.00	521.00	521.00
01/16/2024	Paydown	362554AC1	27,440.99	GM Financial Securitized Term 2021-4 A3 0.68% Due 9/16/2026	1,442.58	12.28	1,454.86
01/16/2024	Paydown	362585AC5	40,000.00	GM Financial Securitized ART 2022-2 A3 3.1% Due 2/16/2027	1,814.01	98.65	1,912.66
01/16/2024	Paydown	380146AC4	25,000.00	GM Financial Auto Receivables 2022-1 A3 1.26% Due 11/16/2026	1,159.24	21.43	1,180.67

Small Cities Organized Risk Effort

Account #590

Cash Flow Report

As of August 31, 2023



Payment Date	Transaction Type	CUSIP	Quantity	Security Description	Principal Amount	Income	Total Amount
01/20/2024	Interest	06051GGF0	100,000.00	Bank of America Corp Callable Note 1/20/2027 3.824% Due 1/20/2028	0.00	1,912.00	1,912.00
01/20/2024	Paydown	92348KAV5	45,000.00	Verizon Master Trust 2022-5 A1A 3.72% Due 7/20/2027	2,582.02	139.50	2,721.52
01/20/2024	Paydown	36266FAC3	50,000.00	GM Financial Auto Lease Trust 2022-2 A3 3.42% Due 6/20/2025	7,137.68	142.50	7,280.18
01/20/2024	Paydown	36265MAC9	74,200.81	GM Financial Auto Lease Trust 2022-1 A3 1.9% Due 3/20/2025	9,294.94	59.26	9,354.20
01/21/2024	Interest	3137EAEU9	140,000.00	FHLMC Note 0.375% Due 7/21/2025	0.00	262.50	262.50
01/21/2024	Paydown	43815GAC3	36,635.32	Honda Auto Receivables Trust 2021-4 A3 0.88% Due 1/21/2026	2,033.15	20.91	2,054.06
01/21/2024	Paydown	43815JAC7	40,000.00	Honda Auto Receivables Owner 2023-1 A3 5.04% Due 4/21/2027	0.00	168.00	168.00
01/25/2024	Interest	46647PDG8	110,000.00	JP Morgan Chase & Co Callable Note Cont 7/25/2027 4.851% Due 7/25/2028	0.00	2,668.05	2,668.05
01/25/2024	Paydown	05592XAD2	30,000.00	BMW Vehicle Owner Trust 2023-A A3 5.47% Due 2/25/2028	0.00	136.75	136.75
01/25/2024	Paydown	05593AAC3	20,000.00	BMW Vehicle Lease Trust 2023-1 A3 5.16% Due 11/25/2025	0.00	86.00	86.00
01/25/2024	Paydown	05601XAC3	25,467.65	BMW Vehicle Lease Trust 2022-1 A3 1.1% Due 3/25/2025	3,654.05	10.09	3,664.14
01/25/2024	Paydown	3137FG6X8	295,000.00	FHLMC K077 A2 3.85% Due 5/25/2028	4,731.64	886.29	5,617.93
01/25/2024	Paydown	05602RAD3	40,000.00	BMW Vehicle Owner Trust 2022-A A3 3.21% Due 8/25/2026	3,546.90	74.82	3,621.72
01/26/2024	Interest	3133EKWV4	150,000.00	FFCB Note 1.85% Due 7/26/2024	0.00	1,387.50	1,387.50
01/31/2024	Interest	91282CCP4	125,000.00	US Treasury Note 0.625% Due 7/31/2026	0.00	390.63	390.63
01/31/2024	Interest	91282CGH8	220,000.00	US Treasury Note 3.5% Due 1/31/2028	0.00	3,850.00	3,850.00
JAN 2024					68,950.84	23,815.85	92,766.69

Small Cities Organized Risk Effort

Account #590

Cash Flow Report

As of August 31, 2023



Payment Date	Transaction Type	CUSIP	Quantity	Security Description	Principal Amount	Income	Total Amount
02/05/2024	Maturity	3135G0V34	125,000.00	FNMA Note 2.5% Due 2/5/2024	125,000.00	1,562.50	126,562.50
02/06/2024	Interest	857477BR3	40,000.00	State Street Bank Callable Note Cont 2/6/2025 1.746% Due 2/6/2026	0.00	349.20	349.20
02/12/2024	Interest	3137EAEP0	260,000.00	FHLMC Note 1.5% Due 2/12/2025	0.00	1,950.00	1,950.00
02/12/2024	Interest	14913R3A3	95,000.00	Caterpillar Financial Service Note 3.6% Due 8/12/2027	0.00	1,710.00	1,710.00
02/15/2024	Interest	438516CJ3	180,000.00	Honeywell Intl Callable Note Cont 01/15/2028 4.95% Due 2/15/2028	0.00	4,455.00	4,455.00
02/15/2024	Interest	756109BG8	200,000.00	Realty Income Corp Calllable Note Cont 5/15/2027 3.95% Due 8/15/2027	0.00	3,950.00	3,950.00
02/15/2024	Interest	912828V98	200,000.00	US Treasury Note 2.25% Due 2/15/2027	0.00	2,250.00	2,250.00
02/15/2024	Interest	9128283W8	230,000.00	US Treasury Note 2.75% Due 2/15/2028	0.00	3,162.50	3,162.50
02/15/2024	Interest	912828J27	175,000.00	US Treasury Note 2% Due 2/15/2025	0.00	1,750.00	1,750.00
02/15/2024	Paydown	44933LAC7	24,277.91	Hyundai Auto Receivables Trust 2021-A A3 0.38% Due 9/15/2025	2,698.42	3.42	2,701.84
02/15/2024	Paydown	47787JAC2	50,000.00	John Deere Owner Trust 2022-A A3 2.32% Due 9/16/2026	2,063.31	80.76	2,144.07
02/15/2024	Paydown	47800AAC4	50,000.00	John Deere Owner Trust 2022-B A3 3.74% Due 2/16/2027	0.00	155.83	155.83
02/15/2024	Paydown	89237VAB5	3,033.73	Toyota Auto Receivables Trust 2020-C A3 0.44% Due 10/15/2024	216.57	0.72	217.29
02/15/2024	Paydown	89238FAD5	45,000.00	Toyota Auto Receivables OT 2022-B A3 2.93% Due 9/15/2026	2,112.98	94.46	2,207.44
02/15/2024	Paydown	89240BAC2	9,602.17	Toyota Auto Receivables Owners 2021-A A3 0.26% Due 5/15/2025	1,372.63	0.59	1,373.22
02/15/2024	Paydown	43815BAC4	65,000.00	Honda Auto Receivables Trust 2022-1 A3 1.88% Due 5/15/2026	3,171.75	82.17	3,253.92
02/15/2024	Paydown	47789QAC4	38,852.28	John Deere Owner Trust 2021-B A3 0.52% Due 3/16/2026	2,044.11	12.41	2,056.52



Payment Date	Transaction Type	CUSIP	Quantity	Security Description	Principal Amount	Income	Total Amount
02/15/2024	Paydown	477920AC6	50,000.00	John Deere Owner Trust 2023-B A3 5.18% Due 3/15/2028	0.00	215.83	215.83
02/15/2024	Paydown	58770AAC7	30,000.00	Mercedes-Benz Auto Receivable 2023-1 A3 4.51% Due 11/15/2027	0.00	112.75	112.75
02/15/2024	Paydown	44935FAD6	27,515.56	Hyundai Auto Receivables Trust 2021-C A3 0.74% Due 5/15/2026	1,617.76	11.98	1,629.74
02/15/2024	Paydown	47800CAC0	75,000.00	John Deere Owner Trust 2023-A A3 5.01% Due 11/15/2027	1,350.48	285.28	1,635.76
02/15/2024	Paydown	448977AD0	35,000.00	Hyundai Auto Receivables Trust 2022-A A3 2.22% Due 10/15/2026	1,735.43	55.14	1,790.57
02/15/2024	Paydown	44934KAC8	73,856.09	Hyundai Auto Receivables Trust 2021-B A3 0.38% Due 1/15/2026	5,680.71	14.40	5,695.11
02/15/2024	Paydown	47788UAC6	21,476.18	John Deere Owner Trust 2021-A A3 0.36% Due 9/15/2025	1,533.26	4.15	1,537.41
02/15/2024	Paydown	58768PAC8	120,000.00	Mercedes-Benz Auto Receivables 2022-1 A3 5.21% Due 8/16/2027	0.00	521.00	521.00
02/16/2024	Paydown	362554AC1	27,440.99	GM Financial Securitized Term 2021-4 A3 0.68% Due 9/16/2026	1,442.92	11.46	1,454.38
02/16/2024	Paydown	362585AC5	40,000.00	GM Financial Securitized ART 2022-2 A3 3.1% Due 2/16/2027	1,814.45	93.96	1,908.41
02/16/2024	Paydown	380146AC4	25,000.00	GM Financial Auto Receivables 2022-1 A3 1.26% Due 11/16/2026	1,164.31	20.22	1,184.53
02/20/2024	Paydown	36266FAC3	50,000.00	GM Financial Auto Lease Trust 2022-2 A3 3.42% Due 6/20/2025	7,139.40	122.16	7,261.56
02/20/2024	Paydown	92348KAV5	45,000.00	Verizon Master Trust 2022-5 A1A 3.72% Due 7/20/2027	2,590.02	131.50	2,721.52
02/20/2024	Paydown	36265MAC9	74,200.81	GM Financial Auto Lease Trust 2022-1 A3 1.9% Due 3/20/2025	9,335.68	44.54	9,380.22
02/21/2024	Paydown	43815GAC3	36,635.32	Honda Auto Receivables Trust 2021-4 A3 0.88% Due 1/21/2026	2,033.64	19.41	2,053.05
02/21/2024	Paydown	43815JAC7	40,000.00	Honda Auto Receivables Owner 2023-1 A3 5.04% Due 4/21/2027	0.00	168.00	168.00
02/25/2024	Interest	3135G05X7	220,000.00	FNMA Note 0.375% Due 8/25/2025	0.00	412.50	412.50



Payment Date	Transaction Type	CUSIP	Quantity	Security Description	Principal Amount	Income	Total Amount
02/25/2024	Paydown	05592XAD2	30,000.00	BMW Vehicle Owner Trust 2023-A A3 5.47% Due 2/25/2028	0.00	136.75	136.75
02/25/2024	Paydown	05593AAC3	20,000.00	BMW Vehicle Lease Trust 2023-1 A3 5.16% Due 11/25/2025	0.00	86.00	86.00
02/25/2024	Paydown	05601XAC3	25,467.65	BMW Vehicle Lease Trust 2022-1 A3 1.1% Due 3/25/2025	3,670.06	6.74	3,676.80
02/25/2024	Paydown	3137FG6X8	295,000.00	FHLMC K077 A2 3.85% Due 5/25/2028	4,748.99	871.11	5,620.10
02/25/2024	Paydown	05602RAD3	40,000.00	BMW Vehicle Owner Trust 2022-A A3 3.21% Due 8/25/2026	3,314.84	65.34	3,380.18
02/29/2024	Interest	912828ZC7	50,000.00	US Treasury Note 1.125% Due 2/28/2025	0.00	281.25	281.25
02/29/2024	Interest	91282CCW9	350,000.00	US Treasury Note 0.75% Due 8/31/2026	0.00	1,312.50	1,312.50
02/29/2024	Interest	91282CFH9	120,000.00	US Treasury Note 3.125% Due 8/31/2027	0.00	1,875.00	1,875.00
FEB 2024					187,851.72	28,448.53	216,300.25
03/03/2024	Interest	808513BY0	150,000.00	Charles Schwab Corp Callable Note Cont 2/3/2027 2.45% Due 3/3/2027	0.00	1,837.50	1,837.50
03/09/2024	Interest	57636QAW4	95,000.00	MasterCard Inc Callable Note Cont 2/9/28 4.875% Due 3/9/2028	0.00	2,315.63	2,315.63
03/09/2024	Interest	931142EX7	50,000.00	Wal-Mart Stores Callable Note Cont 09/09/2027 3.95% Due 9/9/2027	0.00	987.50	987.50
03/10/2024	Interest	3130ATS57	275,000.00	FHLB Note 4.5% Due 3/10/2028	0.00	6,187.50	6,187.50
03/11/2024	Call	037833CU2	150,000.00	Apple Inc Callable Note Cont 3/11/2024 2.85% Due 5/11/2024	150,000.00	1,425.00	151,425.00
03/11/2024	Maturity	89114QCB2	135,000.00	Toronto Dominion Bank Note 3.25% Due 3/11/2024	135,000.00	2,193.75	137,193.75
03/13/2024	Interest	3130A2UW4	200,000.00	FHLB Note 2.875% Due 9/13/2024	0.00	2,875.00	2,875.00
03/14/2024	Interest	3130A4CH3	225,000.00	FHLB Note 2.375% Due 3/14/2025	0.00	2,671.88	2,671.88



Payment Date	Transaction Type	CUSIP	Quantity	Security Description	Principal Amount	Income	Total Amount
03/15/2024	Interest	00440EAS6	140,000.00	Chubb INA Holdings Inc Note 3.15% Due 3/15/2025	0.00	2,205.00	2,205.00
03/15/2024	Interest	084664CZ2	115,000.00	Berkshire Hathaway Callable Note Cont 2/15/2027 2.3% Due 3/15/2027	0.00	1,322.50	1,322.50
03/15/2024	Interest	09247XAN1	190,000.00	Blackrock Inc Note 3.2% Due 3/15/2027	0.00	3,040.00	3,040.00
03/15/2024	Paydown	47800CAC0	75,000.00	John Deere Owner Trust 2023-A A3 5.01% Due 11/15/2027	1,356.11	279.65	1,635.76
03/15/2024	Paydown	44935FAD6	27,515.56	Hyundai Auto Receivables Trust 2021-C A3 0.74% Due 5/15/2026	1,618.03	10.98	1,629.01
03/15/2024	Paydown	47788UAC6	21,476.18	John Deere Owner Trust 2021-A A3 0.36% Due 9/15/2025	1,533.76	3.69	1,537.45
03/15/2024	Paydown	47800AAC4	50,000.00	John Deere Owner Trust 2022-B A3 3.74% Due 2/16/2027	2,035.88	155.83	2,191.71
03/15/2024	Paydown	43815BAC4	65,000.00	Honda Auto Receivables Trust 2022-1 A3 1.88% Due 5/15/2026	3,185.65	77.20	3,262.85
03/15/2024	Paydown	47789QAC4	38,852.28	John Deere Owner Trust 2021-B A3 0.52% Due 3/16/2026	2,044.30	11.52	2,055.82
03/15/2024	Paydown	477920AC6	50,000.00	John Deere Owner Trust 2023-B A3 5.18% Due 3/15/2028	0.00	215.83	215.83
03/15/2024	Paydown	58768PAC8	120,000.00	Mercedes-Benz Auto Receivables 2022-1 A3 5.21% Due 8/16/2027	0.00	521.00	521.00
03/15/2024	Paydown	58770AAC7	30,000.00	Mercedes-Benz Auto Receivable 2023-1 A3 4.51% Due 11/15/2027	0.00	112.75	112.75
03/15/2024	Paydown	89238FAD5	45,000.00	Toyota Auto Receivables OT 2022-B A3 2.93% Due 9/15/2026	2,117.20	89.30	2,206.50
03/15/2024	Paydown	89240BAC2	9,602.17	Toyota Auto Receivables Owners 2021-A A3 0.26% Due 5/15/2025	1,373.07	0.30	1,373.37
03/15/2024	Paydown	448977AD0	35,000.00	Hyundai Auto Receivables Trust 2022-A A3 2.22% Due 10/15/2026	1,737.65	51.93	1,789.58
03/15/2024	Paydown	44933LAC7	24,277.91	Hyundai Auto Receivables Trust 2021-A A3 0.38% Due 9/15/2025	2,699.29	2.57	2,701.86
03/15/2024	Paydown	44934KAC8	73,856.09	Hyundai Auto Receivables Trust 2021-B A3 0.38% Due 1/15/2026	5,681.23	12.60	5,693.83



Payment Date	Transaction Type	CUSIP	Quantity	Security Description	Principal Amount	Income	Total Amount
03/15/2024	Paydown	47787JAC2	50,000.00	John Deere Owner Trust 2022-A A3 2.32% Due 9/16/2026	2,065.96	76.77	2,142.73
03/15/2024	Paydown	89237VAB5	3,033.73	Toyota Auto Receivables Trust 2020-C A3 0.44% Due 10/15/2024	216.65	0.64	217.29
03/16/2024	Paydown	362554AC1	27,440.99	GM Financial Securitized Term 2021-4 A3 0.68% Due 9/16/2026	1,443.25	10.65	1,453.90
03/16/2024	Paydown	362585AC5	40,000.00	GM Financial Securitized ART 2022-2 A3 3.1% Due 2/16/2027	1,814.89	89.27	1,904.16
03/16/2024	Paydown	380146AC4	25,000.00	GM Financial Auto Receivables 2022-1 A3 1.26% Due 11/16/2026	1,169.42	18.99	1,188.41
03/17/2024	Interest	931142ER0	30,000.00	Wal-Mart Stores Callable Note Cont 08/17/2026 1.05% Due 9/17/2026	0.00	157.50	157.50
03/19/2024	Interest	30231GBH4	140,000.00	Exxon Mobil Corp Callable Note Cont 2/19/2025 2.992% Due 3/19/2025	0.00	2,094.40	2,094.40
03/20/2024	Paydown	92348KAV5	45,000.00	Verizon Master Trust 2022-5 A1A 3.72% Due 7/20/2027	2,598.05	123.47	2,721.52
03/20/2024	Paydown	36266FAC3	50,000.00	GM Financial Auto Lease Trust 2022-2 A3 3.42% Due 6/20/2025	7,141.13	101.81	7,242.94
03/20/2024	Paydown	36265MAC9	74,200.81	GM Financial Auto Lease Trust 2022-1 A3 1.9% Due 3/20/2025	9,376.60	29.76	9,406.36
03/21/2024	Paydown	43815GAC3	36,635.32	Honda Auto Receivables Trust 2021-4 A3 0.88% Due 1/21/2026	2,034.11	17.92	2,052.03
03/21/2024	Paydown	43815JAC7	40,000.00	Honda Auto Receivables Owner 2023-1 A3 5.04% Due 4/21/2027	0.00	168.00	168.00
03/23/2024	Interest	3137EAEX3	200,000.00	FHLMC Note 0.375% Due 9/23/2025	0.00	375.00	375.00
03/23/2024	Interest	4581X0DZ8	190,000.00	Inter-American Dev Bank Note 0.5% Due 9/23/2024	0.00	475.00	475.00
03/25/2024	Paydown	3137FG6X8	295,000.00	FHLMC K077 A2 3.85% Due 5/25/2028	4,766.41	855.87	5,622.28
03/25/2024	Paydown	05593AAC3	20,000.00	BMW Vehicle Lease Trust 2023-1 A3 5.16% Due 11/25/2025	0.00	86.00	86.00
03/25/2024	Paydown	05602RAD3	40,000.00	BMW Vehicle Owner Trust 2022-A A3 3.21% Due 8/25/2026	3,082.33	56.47	3,138.80



Payment Date	Transaction Type	CUSIP	Quantity	Security Description	Principal Amount	Income	Total Amount
03/25/2024	Paydown	05592XAD2	30,000.00	BMW Vehicle Owner Trust 2023-A A3 5.47% Due 2/25/2028	0.00	136.75	136.75
03/25/2024	Paydown	05601XAC3	25,467.65	BMW Vehicle Lease Trust 2022-1 A3 1.1% Due 3/25/2025	3,686.15	3.38	3,689.53
03/31/2024	Interest	912828YH7	300,000.00	US Treasury Note 1.5% Due 9/30/2024	0.00	2,250.00	2,250.00
03/31/2024	Interest	91282CFM8	150,000.00	US Treasury Note 4.125% Due 9/30/2027	0.00	3,093.75	3,093.75
03/31/2024	Interest	91282CGT2	200,000.00	US Treasury Note 3.625% Due 3/31/2028	0.00	3,625.00	3,625.00
03/31/2024	Interest	91282CBT7	300,000.00	US Treasury Note 0.75% Due 3/31/2026	0.00	1,125.00	1,125.00
03/31/2024	Interest	91282CEF4	200,000.00	US Treasury Note 2.5% Due 3/31/2027	0.00	2,500.00	2,500.00
MAR 2024					349,777.12	46,077.81	395,854.93
04/13/2024	Interest	023135CF1	110,000.00	Amazon.com Inc Callable Note Cont 3/13/2027 3.3% Due 4/13/2027	0.00	1,815.00	1,815.00
04/14/2024	Interest	3130AJHU6	150,000.00	FHLB Note 0.5% Due 4/14/2025	0.00	375.00	375.00
04/15/2024	Interest	74340XBN0	160,000.00	Prologis LP Callable Note Cont 2/15/2027 2.125% Due 4/15/2027	0.00	1,700.00	1,700.00
04/15/2024	Interest	91282CFP1	220,000.00	US Treasury Note 4.25% Due 10/15/2025	0.00	4,675.00	4,675.00
04/15/2024	Interest	3135G0W66	175,000.00	FNMA Note 1.625% Due 10/15/2024	0.00	1,421.88	1,421.88
04/15/2024	Paydown	448977AD0	35,000.00	Hyundai Auto Receivables Trust 2022-A A3 2.22% Due 10/15/2026	1,739.88	48.72	1,788.60
04/15/2024	Paydown	44933LAC7	24,277.91	Hyundai Auto Receivables Trust 2021-A A3 0.38% Due 9/15/2025	2,700.18	1.71	2,701.89
04/15/2024	Paydown	47787JAC2	50,000.00	John Deere Owner Trust 2022-A A3 2.32% Due 9/16/2026	2,068.61	72.78	2,141.39
04/15/2024	Paydown	47789QAC4	38,852.28	John Deere Owner Trust 2021-B A3 0.52% Due 3/16/2026	2,044.48	10.64	2,055.12



Payment Date	Transaction Type	CUSIP	Quantity	Security Description	Principal Amount	Income	Total Amount
04/15/2024	Paydown	477920AC6	50,000.00	John Deere Owner Trust 2023-B A3 5.18% Due 3/15/2028	0.00	215.83	215.83
04/15/2024	Paydown	58770AAC7	30,000.00	Mercedes-Benz Auto Receivable 2023-1 A3 4.51% Due 11/15/2027	0.00	112.75	112.75
04/15/2024	Paydown	89237VAB5	3,033.73	Toyota Auto Receivables Trust 2020-C A3 0.44% Due 10/15/2024	216.73	0.56	217.29
04/15/2024	Paydown	89238FAD5	45,000.00	Toyota Auto Receivables OT 2022-B A3 2.93% Due 9/15/2026	2,121.43	84.13	2,205.56
04/15/2024	Paydown	44935FAD6	27,515.56	Hyundai Auto Receivables Trust 2021-C A3 0.74% Due 5/15/2026	1,618.29	9.99	1,628.28
04/15/2024	Paydown	47788UAC6	21,476.18	John Deere Owner Trust 2021-A A3 0.36% Due 9/15/2025	1,534.26	3.23	1,537.49
04/15/2024	Paydown	44934KAC8	73,856.09	Hyundai Auto Receivables Trust 2021-B A3 0.38% Due 1/15/2026	5,681.76	10.80	5,692.56
04/15/2024	Paydown	47800CAC0	75,000.00	John Deere Owner Trust 2023-A A3 5.01% Due 11/15/2027	1,361.78	273.98	1,635.76
04/15/2024	Paydown	58768PAC8	120,000.00	Mercedes-Benz Auto Receivables 2022-1 A3 5.21% Due 8/16/2027	0.00	521.00	521.00
04/15/2024	Paydown	43815BAC4	65,000.00	Honda Auto Receivables Trust 2022-1 A3 1.88% Due 5/15/2026	3,199.61	72.21	3,271.82
04/15/2024	Paydown	47800AAC4	50,000.00	John Deere Owner Trust 2022-B A3 3.74% Due 2/16/2027	2,039.94	149.49	2,189.43
04/16/2024	Paydown	380146AC4	25,000.00	GM Financial Auto Receivables 2022-1 A3 1.26% Due 11/16/2026	1,174.54	17.77	1,192.31
04/16/2024	Paydown	362554AC1	27,440.99	GM Financial Securitized Term 2021-4 A3 0.68% Due 9/16/2026	1,443.59	9.83	1,453.42
04/16/2024	Paydown	362585AC5	40,000.00	GM Financial Securitized ART 2022-2 A3 3.1% Due 2/16/2027	1,815.32	84.59	1,899.91
04/20/2024	Paydown	36265MAC9	74,200.81	GM Financial Auto Lease Trust 2022-1 A3 1.9% Due 3/20/2025	9,417.71	14.91	9,432.62
04/20/2024	Paydown	36266FAC3	50,000.00	GM Financial Auto Lease Trust 2022-2 A3 3.42% Due 6/20/2025	7,142.85	81.46	7,224.31
04/20/2024	Paydown	92348KAV5	45,000.00	Verizon Master Trust 2022-5 A1A 3.72% Due 7/20/2027	2,606.11	115.41	2,721.52



Payment Date	Transaction Type	CUSIP	Quantity	Security Description	Principal Amount	Income	Total Amount
04/21/2024	Paydown	43815GAC3	36,635.32	Honda Auto Receivables Trust 2021-4 A3 0.88% Due 1/21/2026	2,034.58	16.43	2,051.01
04/21/2024	Paydown	43815JAC7	40,000.00	Honda Auto Receivables Owner 2023-1 A3 5.04% Due 4/21/2027	0.00	168.00	168.00
04/22/2024	Interest	3135G03U5	105,000.00	FNMA Note 0.625% Due 4/22/2025	0.00	328.13	328.13
04/22/2024	Interest	459058JB0	130,000.00	Intl. Bank Recon & Development Note 0.625% Due 4/22/2025	0.00	406.25	406.25
04/22/2024	Interest	46647PBK1	50,000.00	JP Morgan Chase & Co Callable Note Cont 4/22/2025 2.083% Due 4/22/2026	0.00	520.75	520.75
04/25/2024	Paydown	05592XAD2	30,000.00	BMW Vehicle Owner Trust 2023-A A3 5.47% Due 2/25/2028	0.00	136.75	136.75
04/25/2024	Paydown	05593AAC3	20,000.00	BMW Vehicle Lease Trust 2023-1 A3 5.16% Due 11/25/2025	0.00	86.00	86.00
04/25/2024	Paydown	3137FG6X8	295,000.00	FHLMC K077 A2 3.85% Due 5/25/2028	4,783.88	840.58	5,624.46
04/25/2024	Paydown	05602RAD3	40,000.00	BMW Vehicle Owner Trust 2022-A A3 3.21% Due 8/25/2026	2,849.38	48.22	2,897.60
04/28/2024	Interest	459058JL8	180,000.00	Intl. Bank Recon & Development Note 0.5% Due 10/28/2025	0.00	450.00	450.00
04/30/2024	Interest	91282CDG3	325,000.00	US Treasury Note 1.125% Due 10/31/2026	0.00	1,828.13	1,828.13
04/30/2024	Interest	91282CHA2	220,000.00	US Treasury Note 3.5% Due 4/30/2028	0.00	3,850.00	3,850.00
04/30/2024	Interest	91282CFU0	220,000.00	US Treasury Note 4.125% Due 10/31/2027	0.00	4,537.50	4,537.50
04/30/2024	Interest	91282CBW0	150,000.00	US Treasury Note 0.75% Due 4/30/2026	0.00	562.50	562.50
04/30/2024	Interest	91282CEN7	340,000.00	US Treasury Note 2.75% Due 4/30/2027	0.00	4,675.00	4,675.00
APR 2024					59,594.91	30,352.91	89,947.82
05/01/2024	Interest	06367WB85	150,000.00	Bank of Montreal Note 1.85% Due 5/1/2025	0.00	1,387.50	1,387.50



Payment Date	Transaction Type	CUSIP	Quantity	Security Description	Principal Amount	Income	Total Amount
05/01/2024	Interest	438516BL9	180,000.00	Honeywell Intl Callable Note 08/01/2026 2.5% Due 11/1/2026	0.00	2,250.00	2,250.00
05/04/2024	Interest	61772BAB9	150,000.00	Morgan Stanley Callable Note Cont 5/4/2026 1.593% Due 5/4/2027	0.00	1,194.76	1,194.76
05/07/2024	Interest	3135G06G3	215,000.00	FNMA Note 0.5% Due 11/7/2025	0.00	537.50	537.50
05/12/2024	Maturity	023135BW5	95,000.00	Amazon.com Inc Note 0.45% Due 5/12/2024	95,000.00	213.75	95,213.75
05/13/2024	Interest	14913R2V8	55,000.00	Caterpillar Financial Service Note 3.4% Due 5/13/2025	0.00	935.00	935.00
05/15/2024	Interest	91324PEC2	175,000.00	United Health Group Inc Callable Note Cont 4/15/2026 1.15% Due 5/15/2026	0.00	1,006.25	1,006.25
05/15/2024	Interest	9128283F5	200,000.00	US Treasury Note 2.25% Due 11/15/2027	0.00	2,250.00	2,250.00
05/15/2024	Maturity	912828WJ5	150,000.00	US Treasury Note 2.5% Due 5/15/2024	150,000.00	1,875.00	151,875.00
05/15/2024	Paydown	89237VAB5	3,033.73	Toyota Auto Receivables Trust 2020-C A3 0.44% Due 10/15/2024	216.81	0.48	217.29
05/15/2024	Paydown	448977AD0	35,000.00	Hyundai Auto Receivables Trust 2022-A A3 2.22% Due 10/15/2026	1,742.11	45.50	1,787.61
05/15/2024	Paydown	44934KAC8	73,856.09	Hyundai Auto Receivables Trust 2021-B A3 0.38% Due 1/15/2026	5,682.28	9.00	5,691.28
05/15/2024	Paydown	47787JAC2	50,000.00	John Deere Owner Trust 2022-A A3 2.32% Due 9/16/2026	2,071.26	68.78	2,140.04
05/15/2024	Paydown	47800CAC0	75,000.00	John Deere Owner Trust 2023-A A3 5.01% Due 11/15/2027	1,367.46	268.30	1,635.76
05/15/2024	Paydown	43815BAC4	65,000.00	Honda Auto Receivables Trust 2022-1 A3 1.88% Due 5/15/2026	3,213.64	67.20	3,280.84
05/15/2024	Paydown	47788UAC6	21,476.18	John Deere Owner Trust 2021-A A3 0.36% Due 9/15/2025	1,534.76	2.76	1,537.52
05/15/2024	Paydown	47800AAC4	50,000.00	John Deere Owner Trust 2022-B A3 3.74% Due 2/16/2027	2,044.02	143.13	2,187.15



Payment Date	Transaction Type	CUSIP	Quantity	Security Description	Principal Amount	Income	Total Amount
05/15/2024	Paydown	58768PAC8	120,000.00	Mercedes-Benz Auto Receivables 2022-1 A3 5.21% Due 8/16/2027	0.00	521.00	521.00
05/15/2024	Paydown	44933LAC7	24,277.91	Hyundai Auto Receivables Trust 2021-A A3 0.38% Due 9/15/2025	2,701.05	0.86	2,701.91
05/15/2024	Paydown	44935FAD6	27,515.56	Hyundai Auto Receivables Trust 2021-C A3 0.74% Due 5/15/2026	1,618.56	8.99	1,627.55
05/15/2024	Paydown	47789QAC4	38,852.28	John Deere Owner Trust 2021-B A3 0.52% Due 3/16/2026	2,044.67	9.75	2,054.42
05/15/2024	Paydown	477920AC6	50,000.00	John Deere Owner Trust 2023-B A3 5.18% Due 3/15/2028	0.00	215.83	215.83
05/15/2024	Paydown	58770AAC7	30,000.00	Mercedes-Benz Auto Receivable 2023-1 A3 4.51% Due 11/15/2027	0.00	112.75	112.75
05/15/2024	Paydown	89238FAD5	45,000.00	Toyota Auto Receivables OT 2022-B A3 2.93% Due 9/15/2026	2,125.67	78.95	2,204.62
05/16/2024	Paydown	362554AC1	27,440.99	GM Financial Securitized Term 2021-4 A3 0.68% Due 9/16/2026	1,443.93	9.01	1,452.94
05/16/2024	Paydown	362585AC5	40,000.00	GM Financial Securitized ART 2022-2 A3 3.1% Due 2/16/2027	1,815.76	79.90	1,895.66
05/16/2024	Paydown	380146AC4	25,000.00	GM Financial Auto Receivables 2022-1 A3 1.26% Due 11/16/2026	1,179.70	16.53	1,196.23
05/20/2024	Interest	747525AF0	140,000.00	Qualcomm Inc Callable Note Cont 2/20/2025 3.45% Due 5/20/2025	0.00	2,415.00	2,415.00
05/20/2024	Paydown	92348KAV5	45,000.00	Verizon Master Trust 2022-5 A1A 3.72% Due 7/20/2027	2,614.19	107.33	2,721.52
05/20/2024	Paydown	36266FAC3	50,000.00	GM Financial Auto Lease Trust 2022-2 A3 3.42% Due 6/20/2025	7,144.58	61.10	7,205.68
05/21/2024	Paydown	43815GAC3	36,635.32	Honda Auto Receivables Trust 2021-4 A3 0.88% Due 1/21/2026	2,035.06	14.94	2,050.00
05/21/2024	Paydown	43815JAC7	40,000.00	Honda Auto Receivables Owner 2023-1 A3 5.04% Due 4/21/2027	0.00	168.00	168.00
05/25/2024	Paydown	3137FG6X8	295,000.00	FHLMC K077 A2 3.85% Due 5/25/2028	4,801.43	825.23	5,626.66
05/25/2024	Paydown	05592XAD2	30,000.00	BMW Vehicle Owner Trust 2023-A A3 5.47% Due 2/25/2028	0.00	136.75	136.75



Payment Date	Transaction Type	CUSIP	Quantity	Security Description	Principal Amount	Income	Total Amount
05/25/2024	Paydown	05593AAC3	20,000.00	BMW Vehicle Lease Trust 2023-1 A3 5.16% Due 11/25/2025	0.00	86.00	86.00
05/25/2024	Paydown	05602RAD3	40,000.00	BMW Vehicle Owner Trust 2022-A A3 3.21% Due 8/25/2026	2,615.98	40.60	2,656.58
05/31/2024	Interest	91282CAZ4	300,000.00	US Treasury Note 0.375% Due 11/30/2025	0.00	562.50	562.50
05/31/2024	Interest	9128283J7	275,000.00	US Treasury Note 2.125% Due 11/30/2024	0.00	2,921.88	2,921.88
05/31/2024	Interest	91282CHE4	180,000.00	US Treasury Note 3.625% Due 5/31/2028	0.00	3,262.50	3,262.50
MAY 2024					295,012.92	23,910.31	318,923.23
06/09/2024	Interest	3130AWMN7	200,000.00	FHLB Note 4.375% Due 6/9/2028	0.00	4,375.00	4,375.00
06/10/2024	Interest	78015K7H1	150,000.00	Royal Bank of Canada Note 1.15% Due 6/10/2025	0.00	862.50	862.50
06/12/2024	Interest	3130ATUC9	300,000.00	FHLB Note 4.5% Due 12/12/2025	0.00	6,750.00	6,750.00
06/14/2024	Maturity	3130A1XJ2	230,000.00	FHLB Note 2.875% Due 6/14/2024	230,000.00	3,306.26	233,306.26
06/15/2024	Interest	63743HFE7	85,000.00	National Rural Utilities Note 3.45% Due 6/15/2025	0.00	1,466.25	1,466.25
06/15/2024	Paydown	44935FAD6	27,515.56	Hyundai Auto Receivables Trust 2021-C A3 0.74% Due 5/15/2026	1,618.83	7.99	1,626.82
06/15/2024	Paydown	47800CAC0	75,000.00	John Deere Owner Trust 2023-A A3 5.01% Due 11/15/2027	1,373.17	262.59	1,635.76
06/15/2024	Paydown	448977AD0	35,000.00	Hyundai Auto Receivables Trust 2022-A A3 2.22% Due 10/15/2026	1,744.35	42.28	1,786.63
06/15/2024	Paydown	47787JAC2	50,000.00	John Deere Owner Trust 2022-A A3 2.32% Due 9/16/2026	2,073.93	64.77	2,138.70
06/15/2024	Paydown	47800AAC4	50,000.00	John Deere Owner Trust 2022-B A3 3.74% Due 2/16/2027	2,048.10	136.76	2,184.86
06/15/2024	Paydown	47789QAC4	38,852.28	John Deere Owner Trust 2021-B A3 0.52% Due 3/16/2026	2,044.86	8.86	2,053.72



Payment Date	Transaction Type	CUSIP	Quantity	Security Description	Principal Amount	Income	Total Amount
06/15/2024	Paydown	477920AC6	50,000.00	John Deere Owner Trust 2023-B A3 5.18% Due 3/15/2028	0.00	215.83	215.83
06/15/2024	Paydown	58770AAC7	30,000.00	Mercedes-Benz Auto Receivable 2023-1 A3 4.51% Due 11/15/2027	0.00	112.75	112.75
06/15/2024	Paydown	89237VAB5	3,033.73	Toyota Auto Receivables Trust 2020-C A3 0.44% Due 10/15/2024	216.89	0.40	217.29
06/15/2024	Paydown	89238FAD5	45,000.00	Toyota Auto Receivables OT 2022-B A3 2.93% Due 9/15/2026	2,129.91	73.76	2,203.67
06/15/2024	Paydown	43815BAC4	65,000.00	Honda Auto Receivables Trust 2022-1 A3 1.88% Due 5/15/2026	3,227.72	62.17	3,289.89
06/15/2024	Paydown	44934KAC8	73,856.09	Hyundai Auto Receivables Trust 2021-B A3 0.38% Due 1/15/2026	5,682.80	7.20	5,690.00
06/15/2024	Paydown	47788UAC6	21,476.18	John Deere Owner Trust 2021-A A3 0.36% Due 9/15/2025	1,535.26	2.30	1,537.56
06/15/2024	Paydown	58768PAC8	120,000.00	Mercedes-Benz Auto Receivables 2022-1 A3 5.21% Due 8/16/2027	4,752.55	521.00	5,273.55
06/16/2024	Paydown	380146AC4	25,000.00	GM Financial Auto Receivables 2022-1 A3 1.26% Due 11/16/2026	1,184.87	15.29	1,200.16
06/16/2024	Paydown	362554AC1	27,440.99	GM Financial Securitized Term 2021-4 A3 0.68% Due 9/16/2026	1,444.26	8.19	1,452.45
06/16/2024	Paydown	362585AC5	40,000.00	GM Financial Securitized ART 2022-2 A3 3.1% Due 2/16/2027	1,816.20	75.21	1,891.41
06/17/2024	Interest	3135G04Z3	260,000.00	FNMA Note 0.5% Due 6/17/2025	0.00	650.00	650.00
06/18/2024	Interest	89236TJK2	130,000.00	Toyota Motor Credit Corp Note 1.125% Due 6/18/2026	0.00	731.25	731.25
06/19/2024	Interest	06051GJD2	80,000.00	Bank of America Corp Callable Note Cont 6/19/2025 1.319% Due 6/19/2026	0.00	527.60	527.60
06/20/2024	Paydown	36266FAC3	50,000.00	GM Financial Auto Lease Trust 2022-2 A3 3.42% Due 6/20/2025	7,146.31	40.74	7,187.05
06/20/2024	Paydown	92348KAV5	45,000.00	Verizon Master Trust 2022-5 A1A 3.72% Due 7/20/2027	2,622.29	99.23	2,721.52
06/21/2024	Paydown	43815JAC7	40,000.00	Honda Auto Receivables Owner 2023-1 A3 5.04% Due 4/21/2027	0.00	168.00	168.00



Payment Date	Transaction Type	CUSIP	Quantity	Security Description	Principal Amount	Income	Total Amount
06/21/2024	Paydown	43815GAC3	36,635.32	Honda Auto Receivables Trust 2021-4 A3 0.88% Due 1/21/2026	2,035.53	13.45	2,048.98
06/25/2024	Paydown	05593AAC3	20,000.00	BMW Vehicle Lease Trust 2023-1 A3 5.16% Due 11/25/2025	1,965.73	86.00	2,051.73
06/25/2024	Paydown	05592XAD2	30,000.00	BMW Vehicle Owner Trust 2023-A A3 5.47% Due 2/25/2028	0.00	136.75	136.75
06/25/2024	Paydown	05602RAD3	40,000.00	BMW Vehicle Owner Trust 2022-A A3 3.21% Due 8/25/2026	2,382.13	33.60	2,415.73
06/25/2024	Paydown	3137FG6X8	295,000.00	FHLMC K077 A2 3.85% Due 5/25/2028	4,819.03	809.83	5,628.86
06/30/2024	Interest	91282CBC4	125,000.00	US Treasury Note 0.375% Due 12/31/2025	0.00	234.38	234.38
06/30/2024	Interest	91282CEW7	175,000.00	US Treasury Note 3.25% Due 6/30/2027	0.00	2,843.75	2,843.75
06/30/2024	Interest	91282CGC9	180,000.00	US Treasury Note 3.875% Due 12/31/2027	0.00	3,487.50	3,487.50
JUN 2024					283,864.72	28,239.44	312,104.16
07/01/2024	Maturity	4581X0EE4	85,000.00	Inter-American Dev Bank Note 3.25% Due 7/1/2024	85,000.00	1,381.25	86,381.25
07/07/2024	Interest	3135G0X24	235,000.00	FNMA Note 1.625% Due 1/7/2025	0.00	1,909.38	1,909.38
07/07/2024	Interest	02665WEM9	150,000.00	American Honda Finance Note 5.125% Due 7/7/2028	0.00	3,843.75	3,843.75
07/13/2024	Interest	45950KDD9	85,000.00	International Finance Corp Note 4.5% Due 7/13/2028	0.00	1,912.50	1,912.50
07/15/2024	Interest	87612EBM7	70,000.00	Target Corp Callable Note Cont 12/15/2026 1.95% Due 1/15/2027	0.00	682.50	682.50
07/15/2024	Maturity	79466LAG9	25,000.00	Salesforce.com Inc Callable Note Cont 7/15/2022 0.625% Due 7/15/2024	25,000.00	78.13	25,078.13
07/15/2024	Paydown	47800CAC0	75,000.00	John Deere Owner Trust 2023-A A3 5.01% Due 11/15/2027	1,378.90	256.86	1,635.76
07/15/2024	Paydown	89237VAB5	3,033.73	Toyota Auto Receivables Trust 2020-C A3 0.44% Due 10/15/2024	216.97	0.32	217.29

Small Cities Organized Risk Effort

Account #590

Cash Flow Report

As of August 31, 2023



Payment Date	Transaction Type	CUSIP	Quantity	Security Description	Principal Amount	Income	Total Amount
07/15/2024	Paydown	448977AD0	35,000.00	Hyundai Auto Receivables Trust 2022-A A3 2.22% Due 10/15/2026	1,746.59	39.05	1,785.64
07/15/2024	Paydown	44934KAC8	73,856.09	Hyundai Auto Receivables Trust 2021-B A3 0.38% Due 1/15/2026	5,683.32	5.40	5,688.72
07/15/2024	Paydown	47787JAC2	50,000.00	John Deere Owner Trust 2022-A A3 2.32% Due 9/16/2026	2,076.59	60.76	2,137.35
07/15/2024	Paydown	43815BAC4	65,000.00	Honda Auto Receivables Trust 2022-1 A3 1.88% Due 5/15/2026	3,241.87	57.11	3,298.98
07/15/2024	Paydown	47789QAC4	38,852.28	John Deere Owner Trust 2021-B A3 0.52% Due 3/16/2026	2,045.04	7.98	2,053.02
07/15/2024	Paydown	477920AC6	50,000.00	John Deere Owner Trust 2023-B A3 5.18% Due 3/15/2028	0.00	215.83	215.83
07/15/2024	Paydown	58768PAC8	120,000.00	Mercedes-Benz Auto Receivables 2022-1 A3 5.21% Due 8/16/2027	4,773.38	500.37	5,273.75
07/15/2024	Paydown	58770AAC7	30,000.00	Mercedes-Benz Auto Receivable 2023-1 A3 4.51% Due 11/15/2027	0.00	112.75	112.75
07/15/2024	Paydown	89238FAD5	45,000.00	Toyota Auto Receivables OT 2022-B A3 2.93% Due 9/15/2026	2,134.17	68.56	2,202.73
07/15/2024	Paydown	44935FAD6	27,515.56	Hyundai Auto Receivables Trust 2021-C A3 0.74% Due 5/15/2026	1,619.10	6.99	1,626.09
07/15/2024	Paydown	47788UAC6	21,476.18	John Deere Owner Trust 2021-A A3 0.36% Due 9/15/2025	1,535.76	1.84	1,537.60
07/15/2024	Paydown	47800AAC4	50,000.00	John Deere Owner Trust 2022-B A3 3.74% Due 2/16/2027	2,052.19	130.38	2,182.57
07/16/2024	Paydown	362585AC5	40,000.00	GM Financial Securitized ART 2022-2 A3 3.1% Due 2/16/2027	1,816.65	70.51	1,887.16
07/16/2024	Paydown	362554AC1	27,440.99	GM Financial Securitized Term 2021-4 A3 0.68% Due 9/16/2026	1,444.60	7.37	1,451.97
07/16/2024	Paydown	380146AC4	25,000.00	GM Financial Auto Receivables 2022-1 A3 1.26% Due 11/16/2026	1,190.06	14.05	1,204.11
07/20/2024	Interest	06051GGF0	100,000.00	Bank of America Corp Callable Note 1/20/2027 3.824% Due 1/20/2028	0.00	1,912.00	1,912.00
07/20/2024	Paydown	92348KAV5	45,000.00	Verizon Master Trust 2022-5 A1A 3.72% Due 7/20/2027	2,630.42	91.10	2,721.52



Payment Date	Transaction Type	CUSIP	Quantity	Security Description	Principal Amount	Income	Total Amount
07/20/2024	Paydown	36266FAC3	50,000.00	GM Financial Auto Lease Trust 2022-2 A3 3.42% Due 6/20/2025	7,148.04	20.37	7,168.41
07/21/2024	Interest	3137EAEU9	140,000.00	FHLMC Note 0.375% Due 7/21/2025	0.00	262.50	262.50
07/21/2024	Paydown	43815GAC3	36,635.32	Honda Auto Receivables Trust 2021-4 A3 0.88% Due 1/21/2026	2,036.01	11.95	2,047.96
07/21/2024	Paydown	43815JAC7	40,000.00	Honda Auto Receivables Owner 2023-1 A3 5.04% Due 4/21/2027	0.00	168.00	168.00
07/25/2024	Interest	46647PDG8	110,000.00	JP Morgan Chase & Co Callable Note Cont 7/25/2027 4.851% Due 7/25/2028	0.00	2,668.05	2,668.05
07/25/2024	Paydown	05592XAD2	30,000.00	BMW Vehicle Owner Trust 2023-A A3 5.47% Due 2/25/2028	0.00	136.75	136.75
07/25/2024	Paydown	05593AAC3	20,000.00	BMW Vehicle Lease Trust 2023-1 A3 5.16% Due 11/25/2025	1,973.27	77.55	2,050.82
07/25/2024	Paydown	05602RAD3	40,000.00	BMW Vehicle Owner Trust 2022-A A3 3.21% Due 8/25/2026	2,147.82	27.23	2,175.05
07/25/2024	Paydown	3137FG6X8	295,000.00	FHLMC K077 A2 3.85% Due 5/25/2028	4,836.70	794.36	5,631.06
07/26/2024	Maturity	3133EKWV4	150,000.00	FFCB Note 1.85% Due 7/26/2024	150,000.00	1,387.50	151,387.50
07/31/2024	Interest	91282CGH8	220,000.00	US Treasury Note 3.5% Due 1/31/2028	0.00	3,850.00	3,850.00
07/31/2024	Interest	91282CCP4	125,000.00	US Treasury Note 0.625% Due 7/31/2026	0.00	390.63	390.63
JUL 2024					313,727.45	23,161.63	336,889.08
08/06/2024	Interest	857477BR3	40,000.00	State Street Bank Callable Note Cont 2/6/2025 1.746% Due 2/6/2026	0.00	349.20	349.20
08/12/2024	Interest	14913R3A3	95,000.00	Caterpillar Financial Service Note 3.6% Due 8/12/2027	0.00	1,710.00	1,710.00
08/12/2024	Interest	3137EAEP0	260,000.00	FHLMC Note 1.5% Due 2/12/2025	0.00	1,950.00	1,950.00
08/15/2024	Interest	912828J27	175,000.00	US Treasury Note 2% Due 2/15/2025	0.00	1,750.00	1,750.00



Payment Date	Transaction Type	CUSIP	Quantity	Security Description	Principal Amount	Income	Total Amount
08/15/2024	Interest	438516CJ3	180,000.00	Honeywell Intl Callable Note Cont 01/15/2028 4.95% Due 2/15/2028	0.00	4,455.00	4,455.00
08/15/2024	Interest	756109BG8	200,000.00	Realty Income Corp Calllable Note Cont 5/15/2027 3.95% Due 8/15/2027	0.00	3,950.00	3,950.00
08/15/2024	Interest	9128283W8	230,000.00	US Treasury Note 2.75% Due 2/15/2028	0.00	3,162.50	3,162.50
08/15/2024	Interest	912828V98	200,000.00	US Treasury Note 2.25% Due 2/15/2027	0.00	2,250.00	2,250.00
08/15/2024	Paydown	47800CAC0	75,000.00	John Deere Owner Trust 2023-A A3 5.01% Due 11/15/2027	1,384.66	251.10	1,635.76
08/15/2024	Paydown	44934KAC8	73,856.09	Hyundai Auto Receivables Trust 2021-B A3 0.38% Due 1/15/2026	5,683.84	3.60	5,687.44
08/15/2024	Paydown	58768PAC8	120,000.00	Mercedes-Benz Auto Receivables 2022-1 A3 5.21% Due 8/16/2027	4,794.31	479.64	5,273.95
08/15/2024	Paydown	44935FAD6	27,515.56	Hyundai Auto Receivables Trust 2021-C A3 0.74% Due 5/15/2026	1,619.38	5.99	1,625.37
08/15/2024	Paydown	47788UAC6	21,476.18	John Deere Owner Trust 2021-A A3 0.36% Due 9/15/2025	1,536.26	1.38	1,537.64
08/15/2024	Paydown	47800AAC4	50,000.00	John Deere Owner Trust 2022-B A3 3.74% Due 2/16/2027	2,056.29	123.98	2,180.27
08/15/2024	Paydown	43815BAC4	65,000.00	Honda Auto Receivables Trust 2022-1 A3 1.88% Due 5/15/2026	3,256.08	52.03	3,308.11
08/15/2024	Paydown	448977AD0	35,000.00	Hyundai Auto Receivables Trust 2022-A A3 2.22% Due 10/15/2026	1,748.83	35.82	1,784.65
08/15/2024	Paydown	47787JAC2	50,000.00	John Deere Owner Trust 2022-A A3 2.32% Due 9/16/2026	2,079.25	56.75	2,136.00
08/15/2024	Paydown	47789QAC4	38,852.28	John Deere Owner Trust 2021-B A3 0.52% Due 3/16/2026	2,045.23	7.09	2,052.32
08/15/2024	Paydown	477920AC6	50,000.00	John Deere Owner Trust 2023-B A3 5.18% Due 3/15/2028	0.00	215.83	215.83
08/15/2024	Paydown	58770AAC7	30,000.00	Mercedes-Benz Auto Receivable 2023-1 A3 4.51% Due 11/15/2027	0.00	112.75	112.75
08/15/2024	Paydown	89237VAB5	3,033.73	Toyota Auto Receivables Trust 2020-C A3 0.44% Due 10/15/2024	217.05	0.24	217.29

Cash Flow Report

As of August 31, 2023



Payment Date	Transaction Type	CUSIP	Quantity	Security Description	Principal Amount	Income	Total Amount
08/15/2024	Paydown	89238FAD5	45,000.00	Toyota Auto Receivables OT 2022-B A3 2.93% Due 9/15/2026	2,138.43	63.35	2,201.78
08/16/2024	Paydown	362585AC5	40,000.00	GM Financial Securitized ART 2022-2 A3 3.1% Due 2/16/2027	1,817.08	65.82	1,882.90
08/16/2024	Paydown	362554AC1	27,440.99	GM Financial Securitized Term 2021-4 A3 0.68% Due 9/16/2026	1,444.93	6.56	1,451.49
08/16/2024	Paydown	380146AC4	25,000.00	GM Financial Auto Receivables 2022-1 A3 1.26% Due 11/16/2026	1,195.28	12.80	1,208.08
08/20/2024	Paydown	92348KAV5	45,000.00	Verizon Master Trust 2022-5 A1A 3.72% Due 7/20/2027	2,638.57	82.95	2,721.52
08/21/2024	Paydown	43815GAC3	36,635.32	Honda Auto Receivables Trust 2021-4 A3 0.88% Due 1/21/2026	2,036.48	10.46	2,046.94
08/21/2024	Paydown	43815JAC7	40,000.00	Honda Auto Receivables Owner 2023-1 A3 5.04% Due 4/21/2027	0.00	168.00	168.00
08/25/2024	Interest	3135G05X7	220,000.00	FNMA Note 0.375% Due 8/25/2025	0.00	412.50	412.50
08/25/2024	Paydown	05593AAC3	20,000.00	BMW Vehicle Lease Trust 2023-1 A3 5.16% Due 11/25/2025	1,980.84	69.06	2,049.90
08/25/2024	Paydown	3137FG6X8	295,000.00	FHLMC K077 A2 3.85% Due 5/25/2028	4,854.43	778.85	5,633.28
08/25/2024	Paydown	05602RAD3	40,000.00	BMW Vehicle Owner Trust 2022-A A3 3.21% Due 8/25/2026	1,913.06	21.49	1,934.55
08/25/2024	Paydown	05592XAD2	30,000.00	BMW Vehicle Owner Trust 2023-A A3 5.47% Due 2/25/2028	0.00	136.75	136.75
AUG 2024					46,440.28	22,751.49	69,191.77
TOTAL					1,840,605.95	357,551.24	2,198,157.19



Account #590

Chandler Asset Management, Inc. ("Chandler") is an SEC registered investment adviser. For additional information about our firm, please see our current disclosures (Form ADV). To obtain a copy of our current disclosures, you may contact your client service representative by calling the number on the front of this statement or you may visit our website at www.chandlerasset.com.

Information contained in this monthly statement is confidential and is provided for informational purposes only and should not be construed as specific investment or legal advice. The information contained herein was obtained from sources believed to be reliable as of the date of this statement, but may become outdated or superseded at any time without notice.

Custody: Your qualified custodian bank maintains control of all assets reflected in this statement and we urge you to compare this statement to the one you receive from your qualified custodian. Chandler does not have any authority to withdraw or deposit funds from/to the custodian account.

Valuation: Prices are provided by IDC, an independent pricing source. In the event IDC does not provide a price or if the price provided is not reflective of fair market value, Chandler will obtain pricing from an alternative approved third party pricing source in accordance with our written valuation policy and procedures. Our valuation procedures are also disclosed in Item 5 of our Form ADV Part 2A.

Performance: Performance results are presented gross-of-advisory fees and represent the client's Total Return. The deduction of advisory fees lowers performance results. These results include the reinvestment of dividends and other earnings. Past performance may not be indicative of future results. Therefore, clients should not assume that future performance of any specific investment or investment strategy will be profitable or equal to past performance levels. All investment strategies have the potential for profit or loss. Economic factors, market conditions or changes in investment strategies, contributions or withdrawals may materially alter the performance and results of your portfolio.

Source ice Data Indices, LLC ("ICE"), used with permission. ICE PERMITS USE OF THE ICE INDICES AND RELATED DATA ON AN "AS IS" BASIS; ICE, ITS AFFILIATES AND THEIR RESPECTIVE THIRD PARTY SUPPLIERS DISCLAIM ANY AND ALL WARRANTIES AND REPRESENTATIONS, EXPRESS AND/OR IMPLIED, INCLUDING ANY WARRANTIES OF MERCHANTABILITY OR FITNESS FOR A PARTICULAR PURPOSE OR USE, INCLUDING THE INDICES, INDEX DATA AND ANY DATA INCLUDED IN, RELATED TO, OR DERIVED THEREFROM. NEITHER ICE DATA, ITS AFFILIATES OR THEIR RESPECTIVE THIRD PARTY PROVIDERS GUARANTEE THE QUALITY, ADEQUACY, ACCURACY, TIMELINESS OR COMPLETENESS OF THE INDICES OR THE INDEX DATA OR ANY COMPONENT THEREOF, AND THE INDICES AND INDEX DATA AND ALL COMPONENTS THEREOF ARE PROVIDED ON AN "AS IS" BASIS AND LICENSEE'S USE IS AT LICENSEE'S OWN RISK. ICE DATA, ITS AFFILIATES AND THEIR RESPECTIVE THIRD PARTY DO NOT SPONSOR, ENDORSE, OR RECOMMEND CHANDLER, OR ANY OF ITS PRODUCTS OR SERVICES.

Index returns assume reinvestment of all distributions. Historical performance results for investment indexes generally do not reflect the deduction of transaction and/or custodial charges or the deduction of an investment management fee, the incurrence of which would have the effect of decreasing historical performance results. It is not possible to invest directly in an index.

Ratings: Ratings information have been provided by Moody's, S&P and Fitch through data feeds we believe to be reliable as of the date of this statement, however we cannot guarantee its accuracy.

Security level ratings for U.S. Agency issued mortgage-backed securities ("MBS") reflect the issuer rating because the securities themselves are not rated. The issuing U.S. Agency guarantees the full and timely payment of both principal and interest and carries a AA+/Aaa/AAA by S&P, Moody's and Fitch respectively.



Benchmark Index	Disclosure
ICE BofA 1-5 Yr US Treasury & Agency Index	The ICE BofA 1-5 Year US Treasury & Agency Index tracks the performance of US dollar denominated US Treasury and nonsubordinated US agency debt issued in the US domestic market. Qualifying securities must have an investment grade rating (based on an average of Moody's, S&P and Fitch). Qualifying securities must have at least one year remaining term to final maturity and less than five years remaining term to final maturity, at least 18 months to maturity at time of issuance, a fixed coupon schedule, and a minimum amount outstanding of \$1 billion for sovereigns and \$250 million for agencies.
ICE BofA 1-5 Yr AAA-A US Corp & Govt Index	The ICE BofA US 1-5 Year AAA-A US Corporate & Government Index tracks the performance of US dollar denominated investment grade debt publicly issued in the US domestic market, including US Treasury, US agency, foreign government, supranational, and corporate securities. Qualifying securities must be issued from US issuers and be rated AAA through A3 (based on an average of Moody's, S&P and Fitch). In addition, qualifying securities must have at least one year remaining term to final maturity and less than five years remaining term to final maturity, at least 18 months to final maturity at point of issuance, a fixed coupon schedule, and a minimum amount outstanding of \$1 billion for US Treasuries and \$250 million for all other securities.



Small Cities Organized Risk Effort - Account #590

MONTHLY ACCOUNT STATEMENT

SEPTEMBER 1, 2023 THROUGH SEPTEMBER 30, 2023

Chandler Team:

For questions about your account, please call (800) 317-4747,
or contact operations@chandlerasset.com

Custodian

US Bank
Alexander Bazan
(503) 402-5305

CHANDLER ASSET MANAGEMENT
chandlerasset.com

Information contained herein is confidential. We urge you to compare this statement to the one you receive from your qualified custodian. Please see Important Disclosures.



PORTFOLIO CHARACTERISTICS

Average Modified Duration	2.51
Average Coupon	2.50%
Average Purchase YTM	2.70%
Average Market YTM	5.20%
Average S&P/Moody Rating	AA/Aa1
Average Final Maturity	2.93 yrs
Average Life	2.72 yrs

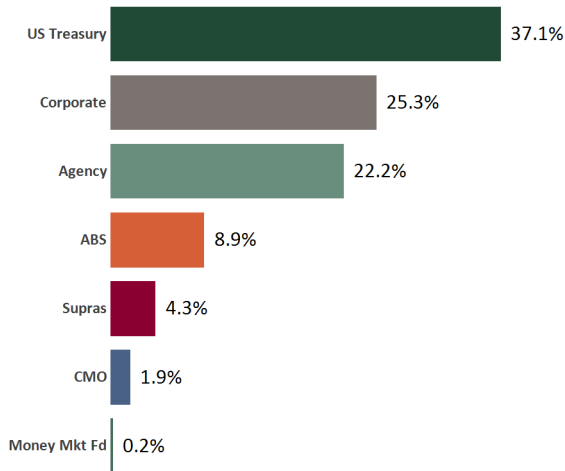
ACCOUNT SUMMARY

	Beg. Values as of 8/31/23	End Values as of 9/30/23
Market Value	14,754,117	14,716,090
Accrued Interest	88,224	75,863
Total Market Value	14,842,341	14,791,953
Income Earned	32,297	32,832
Cont/WD		-742
Par	15,505,832	15,582,458
Book Value	15,413,515	15,433,412
Cost Value	15,457,869	15,466,479

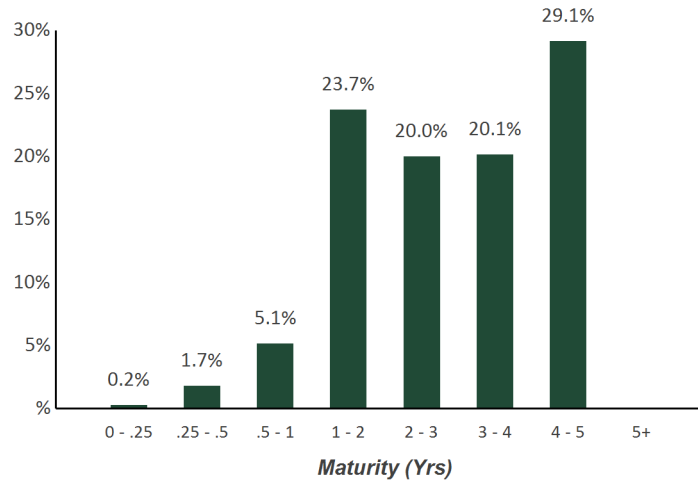
TOP ISSUERS

Government of United States	37.1%
Federal Home Loan Bank	9.0%
Federal National Mortgage Assoc	8.5%
Federal Home Loan Mortgage Corp	5.7%
Honeywell Corp	2.4%
Intl Bank Recon and Development	1.9%
John Deere ABS	1.9%
Inter-American Dev Bank	1.8%
Total	68.2%

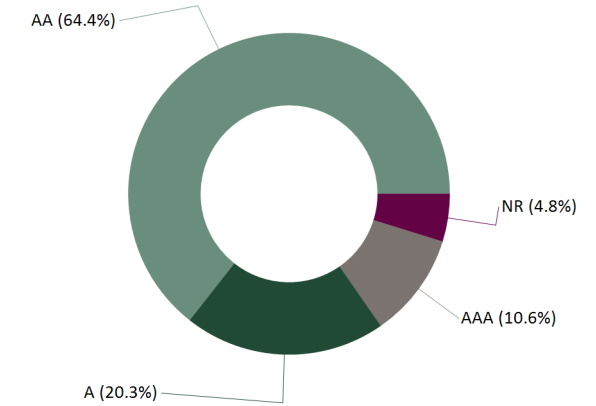
SECTOR ALLOCATION



MATURITY DISTRIBUTION



CREDIT QUALITY (S&P)



PERFORMANCE REVIEW

TOTAL RATE OF RETURN	Annualized								
	1M	3M	YTD	1YR	2YRS	3YRS	5YRS	10YRS	3/31/2006
Small Cities Organized Risk Effort	-0.33%	0.30%	1.60%	2.66%	-1.93%	-1.33%	1.19%	1.09%	2.35%
ICE BofA 1-5 Yr US Treasury & Agency Index	-0.34%	0.24%	1.19%	2.14%	-2.42%	-1.74%	0.93%	0.83%	2.08%
ICE BofA 1-5 Yr AAA-A US Corp & Govt Index	-0.36%	0.22%	1.26%	2.30%	-2.41%	-1.70%	1.00%	0.93%	2.15%

Statement of Compliance

As of September 30, 2023



Small Cities Organized Risk Effort

Assets managed by Chandler Asset Management are in full compliance with state law and with the Client's investment policy.

Category	Standard	Comment
U.S. Treasuries	No limit; 5 years max maturity	Complies
Federal Agencies	30% max per Agency/GSE issuer; 20% max callable agency securities; 5 years max maturity	Complies
Supranational Obligations	"AA" rating category or higher by a NRSRO; 30% max; 10% max per issuer; 5 years max maturity; USD denominated senior unsecured unsubordinated obligations; Issued or unconditionally guaranteed by IBRD, IFC, IADB	Complies
Municipal Securities (CA, Other States)	"A" rating category or better by a NRSRO; 30% max; 5% max per issuer; 5 years max maturity	Complies
Corporate Medium Term Notes	"A" rating category or better by a NRSRO; 30% max; 5% max per issuer; 5 years max maturity; Corporate and depository institution debt securities; Issued only by corporations organized and operating within the U.S. or by depository institutions licensed by the U.S. or any state and operating within the U.S.	Complies
Asset-Backed, Mortgage-Backed, Mortgage Pass-Through Securities, Collateralized Mortgage Obligations	"AA" rating category or better by a NRSRO; 20% max (combined); 5% max per issuer; 5 years max maturity; From issuers not defined in Sections 1 (U.S. Treasury) and 2 (Federal Agencies) of the Investment Instrument and Maturities section of the policy	Complies
Negotiable Certificates of Deposit (NCD)	Any amount above FDIC insured limit must be issued by institutions with "A-1" short-term debt rating or better by a NRSRO; or "A" long-term rating category or better by a NRSRO; 30% max; 5% max per issuer; 5 years max maturity	Complies
Time Deposits (Non-negotiable CD/TD)	20% max combined FDIC & Collateralized CD/TD; 5 years max maturity	Complies
Collateralized Bank Deposits	Deposits with financial institutions will be collateralized with pledged securities per California Government Code	Complies
Banker's Acceptances	"A-1" short-term rated or higher by a NRSRO; or "A" long term debt rating category or higher by a NRSRO; 40% max; 5% max per issuer; 180 days max maturity	Complies
Commercial Paper	25% max; 5% max per issuer; 270 days maturity; 10% max of the outstanding paper of the issuing corporation; Issued by an entity that meets all of the following conditions in either (a) or (b): a. Securities issued by corporations: (i) organized and operating within the U.S. with assets > \$500 million; (ii) "A-1" rated or better by a NRSRO; (iii) "A" rating or better by a NRSRO, if issuer has debt obligations; b. Securities issued by other entities: (i) organized within the U.S. as a special purpose corporation, trust, or limited liability company; (ii) must have program-wide credit enhancements including, but not limited to, overcollateralization, letters of credit, or a surety bond; (iii) rated "A-1" or better by a NRSRO.	Complies
Money Market Mutual Funds	20% max combined Money Market Mutual Funds and Mutual Funds; 20% max per Money Market Mutual Fund; Registered with SEC under Investment Company Act of 1940 and issued by diversified management companies and meet either of the following criteria: (i) Highest rating by two NRSROs; or (ii) Retained an investment adviser registered or exempt from SEC registration with > 5 years experience managing money market mutual funds with AUM >\$500 million	Complies

Mutual Funds	20% max combined Money Market Mutual Funds and Mutual Funds; 10% max per Mutual Fund; Invest in securities as authorized under CGC, Section 53601 (a) to (k) and (m) to (q) inclusive and meet either of the following criteria: (i) Highest rating by two NRSROs; or (ii) Retained an investment adviser registered or exempt from SEC registration with > 5 years experience investing in securities authorized by CGC, Section 53601 and with AUM >\$500 million	<i>Complies</i>
Local Agency Investment Fund (LAIF)	Subject to statutory limits imposed by LAIF; Not used by investment adviser	<i>Complies</i>
Repurchase Agreements	25% max; 5% max per issuer; 1 year max maturity; 102% Collateralized; Not used by investment adviser	<i>Complies</i>
Max Per Issuer	5% max per issuer, unless otherwise specified	<i>Complies</i>
Maximum Maturity	5 years from date of trade settlement, unless the Board of Directors has a resolution granted authority to make such an investment	<i>Complies</i>

Reconciliation Summary

As of September 30, 2023



BOOK VALUE RECONCILIATION		
BEGINNING BOOK VALUE		\$15,413,514.63
Acquisition		
+ Security Purchases	\$928,391.56	
+ Money Market Fund Purchases	\$389,860.21	
+ Money Market Contributions	\$0.00	
+ Security Contributions	\$0.00	
+ Security Transfers	\$0.00	
Total Acquisitions		\$1,318,251.77
Dispositions		
- Security Sales	\$776,935.52	
- Money Market Fund Sales	\$451,904.45	
- MMF Withdrawals	\$741.73	
- Security Withdrawals	\$0.00	
- Security Transfers	\$0.00	
- Other Dispositions	\$0.00	
- Maturities	\$0.00	
- Calls	\$0.00	
- Principal Paydowns	\$45,588.30	
Total Dispositions		\$1,275,170.00
Amortization/Accretion		
+/- Net Accretion	\$1,370.00	
		\$1,370.00
Gain/Loss on Dispositions		
+/- Realized Gain/Loss	(\$24,553.99)	
		(\$24,553.99)
ENDING BOOK VALUE		\$15,433,412.41

CASH TRANSACTION SUMMARY		
BEGINNING BALANCE		\$98,569.06
Acquisition		
Contributions	\$0.00	
Security Sale Proceeds	\$776,935.52	
Accrued Interest Received	\$5,302.69	
Interest Received	\$42,903.01	
Dividend Received	\$326.83	
Principal on Maturities	\$0.00	
Interest on Maturities	\$0.00	
Calls/Redemption (Principal)	\$0.00	
Interest from Calls/Redemption	\$0.00	
Principal Paydown	\$45,588.30	
Total Acquisitions	\$871,056.35	
Dispositions		
Withdrawals	\$741.73	
Security Purchase	\$928,391.56	
Accrued Interest Paid	\$4,709.03	
Total Dispositions	\$933,842.32	
ENDING BOOK VALUE		\$35,783.09

Small Cities Organized Risk Effort

Account #590

Holdings Report

As of September 30, 2023



CUSIP	Security Description	Par Value/Units	Purchase Date Book Yield	Cost Value Book Value	Mkt Price Mkt YTM	Market Value Accrued Int.	% of Port. Gain/Loss	Moody/S&P Fitch	Maturity Duration
ABS									
89237VAB5	Toyota Auto Receivables Trust 2020-C A3 0.44% Due 10/15/2024	1,027.23	07/21/2020 0.44%	1,027.15 1,027.21	99.78 7.01%	1,025.02 0.20	0.01% (2.19)	Aaa / AAA NR	1.04 0.03
43813KAC6	Honda Auto Receivables Trust 2020-3 A3 0.37% Due 10/18/2024	7,724.17	09/22/2020 0.38%	7,723.04 7,724.12	99.16 6.01%	7,659.52 1.03	0.05% (64.60)	NR / AAA AAA	1.05 0.15
47787NAC3	John Deere Owner Trust 2020-B A3 0.51% Due 11/15/2024	352.06	07/14/2020 0.52%	352.01 352.06	99.78 5.99%	351.29 0.08	0.00% (0.77)	Aaa / NR AAA	1.13 0.04
58769KAD6	Mercedes-Benz Auto Lease Trust 2021-B A3 0.4% Due 11/15/2024	23,508.04	06/22/2021 0.40%	23,506.26 23,507.84	99.15 5.55%	23,307.66 4.18	0.16% (200.18)	NR / AAA AAA	1.13 0.16
09690AAC7	BMW Vehicle Lease Trust 2021-2 A3 0.33% Due 12/26/2024	6,641.82	09/08/2021 0.34%	6,641.13 6,641.75	99.43 5.99%	6,604.11 0.37	0.04% (37.64)	Aaa / NR AAA	1.24 0.10
36265MAC9	GM Financial Auto Lease Trust 2022-1 A3 1.9% Due 3/20/2025	65,950.13	02/15/2022 1.91%	65,949.56 65,949.98	98.72 6.18%	65,108.01 38.29	0.44% (841.97)	Aaa / NR AAA	1.47 0.30
05601XAC3	BMW Vehicle Lease Trust 2022-1 A3 1.1% Due 3/25/2025	21,568.33	01/11/2022 1.11%	21,565.10 21,567.62	98.83 6.13%	21,315.23 3.95	0.14% (252.39)	NR / AAA AAA	1.48 0.23
89240BAC2	Toyota Auto Receivables Owners 2021-A A3 0.26% Due 5/15/2025	8,393.28	02/02/2021 0.27%	8,391.72 8,393.05	98.27 6.03%	8,248.43 0.97	0.06% (144.62)	Aaa / NR AAA	1.62 0.30
36266FAC3	GM Financial Auto Lease Trust 2022-2 A3 3.42% Due 6/20/2025	50,000.00	05/03/2022 3.45%	49,994.79 49,998.09	98.79 6.03%	49,396.25 52.25	0.33% (601.84)	NR / AAA AAA	1.72 0.47
47788UAC6	John Deere Owner Trust 2021-A A3 0.36% Due 9/15/2025	19,444.78	03/02/2021 0.37%	19,441.05 19,443.70	97.63 6.07%	18,983.90 3.11	0.13% (459.80)	Aaa / NR AAA	1.96 0.41
44933LAC7	Hyundai Auto Receivables Trust 2021-A A3 0.38% Due 9/15/2025	21,722.29	04/20/2021 0.38%	21,720.01 21,721.82	97.97 5.89%	21,281.54 3.67	0.14% (440.28)	NR / AAA AAA	1.96 0.37
05593AAC3	BMW Vehicle Lease Trust 2023-1 A3 5.16% Due 11/25/2025	20,000.00	02/07/2023 5.22%	19,999.52 19,999.66	99.15 6.04%	19,830.96 17.20	0.13% (168.70)	Aaa / AAA AAA	2.16 1.03
44934KAC8	Hyundai Auto Receivables Trust 2021-B A3 0.38% Due 1/15/2026	67,795.86	07/20/2021 0.39%	67,780.90 67,791.29	97.18 6.10%	65,884.02 11.45	0.45% (1,907.27)	NR / AAA AAA	2.30 0.49



CUSIP	Security Description	Par Value/Units	Purchase Date Book Yield	Cost Value Book Value	Mkt Price Mkt YTM	Market Value Accrued Int.	% of Port. Gain/Loss	Moody/S&P Fitch	Maturity Duration
ABS									
43815GAC3	Honda Auto Receivables Trust 2021-4 A3 0.88% Due 1/21/2026	34,285.56	11/16/2021 0.89%	34,278.34 34,282.46	96.10 6.44%	32,948.87 8.38	0.22% (1,333.59)	Aaa / NR AAA	2.31 0.70
47789QAC4	John Deere Owner Trust 2021-B A3 0.52% Due 3/16/2026	36,915.66	07/13/2021 0.52%	36,912.36 36,914.35	96.59 5.88%	35,655.43 8.53	0.24% (1,258.92)	Aaa / NR AAA	2.46 0.64
44935FAD6	Hyundai Auto Receivables Trust 2021-C A3 0.74% Due 5/15/2026	25,706.02	11/09/2021 0.75%	25,700.28 25,703.67	96.64 5.94%	24,842.53 8.45	0.17% (861.14)	NR / AAA AAA	2.62 0.64
43815BAC4	Honda Auto Receivables Trust 2022-1 A3 1.88% Due 5/15/2026	65,000.00	02/15/2022 1.89%	64,990.22 64,995.08	96.48 5.78%	62,710.12 54.31	0.42% (2,284.96)	Aaa / AAA NR	2.62 0.91
05602RAD3	BMW Vehicle Owner Trust 2022-A A3 3.21% Due 8/25/2026	40,000.00	05/10/2022 3.23%	39,997.92 39,998.84	97.56 5.95%	39,022.04 21.40	0.26% (976.80)	Aaa / AAA NR	2.90 0.90
89238FAD5	Toyota Auto Receivables OT 2022-B A3 2.93% Due 9/15/2026	45,000.00	04/07/2022 2.95%	44,998.95 44,999.42	97.35 5.57%	43,808.54 58.60	0.30% (1,190.88)	Aaa / AAA NR	2.96 1.01
362554AC1	GM Financial Securitized Term 2021-4 A3 0.68% Due 9/16/2026	25,867.65	10/13/2021 0.68%	25,867.00 25,867.37	95.94 6.21%	24,817.01 7.33	0.17% (1,050.36)	Aaa / AAA NR	2.96 0.73
47787JAC2	John Deere Owner Trust 2022-A A3 2.32% Due 9/16/2026	50,000.00	03/10/2022 2.34%	49,988.94 49,993.82	96.82 6.16%	48,407.55 51.56	0.33% (1,586.27)	Aaa / NR AAA	2.96 0.83
448977AD0	Hyundai Auto Receivables Trust 2022-A A3 2.22% Due 10/15/2026	35,000.00	03/09/2022 2.23%	34,998.65 34,999.29	96.77 5.74%	33,868.27 34.53	0.23% (1,131.02)	NR / AAA AAA	3.04 0.92
380146AC4	GM Financial Auto Receivables 2022-1 A3 1.26% Due 11/16/2026	24,771.54	01/11/2022 1.27%	24,769.39 24,770.49	96.63 5.58%	23,936.86 13.01	0.16% (833.63)	NR / AAA AAA	3.13 0.78
362585AC5	GM Financial Securitized ART 2022-2 A3 3.1% Due 2/16/2027	40,000.00	04/05/2022 3.13%	39,991.64 39,995.22	97.21 5.72%	38,882.72 51.67	0.26% (1,112.50)	Aaa / AAA NR	3.38 1.08
47800AAC4	John Deere Owner Trust 2022-B A3 3.74% Due 2/16/2027	50,000.00	07/12/2022 3.77%	49,995.23 49,996.83	97.34 5.85%	48,671.40 83.11	0.33% (1,325.43)	Aaa / NR AAA	3.38 1.28
43815JAC7	Honda Auto Receivables Owner 2023-1 A3 5.04% Due 4/21/2027	40,000.00	02/16/2023 5.10%	39,992.57 39,993.98	98.99 5.69%	39,594.24 56.00	0.27% (399.74)	Aaa / NR AAA	3.56 1.72
92348KAV5	Verizon Master Trust 2022-5 A1A 3.72% Due 7/20/2027	45,000.00	08/02/2022 3.75%	44,998.02 44,998.83	99.36 4.97%	44,713.76 51.15	0.30% (285.07)	NR / AAA AAA	3.81 0.86



CUSIP	Security Description	Par Value/Units	Purchase Date Book Yield	Cost Value Book Value	Mkt Price Mkt YTM	Market Value Accrued Int.	% of Port. Gain/Loss	Moody/S&P Fitch	Maturity Duration
ABS									
58768PAC8	Mercedes-Benz Auto Receivables 2022-1 A3 5.21% Due 8/16/2027	120,000.00	11/15/2022 5.28%	119,976.26 119,982.11	99.34 5.76%	119,206.32 277.87	0.81% (775.79)	Aaa / AAA NR	3.88 1.35
58770AAC7	Mercedes-Benz Auto Receivable 2023-1 A3 4.51% Due 11/15/2027	30,000.00	01/18/2023 4.56%	29,996.40 29,997.11	98.06 5.85%	29,417.37 60.13	0.20% (579.74)	NR / AAA AAA	4.13 1.50
47800CAC0	John Deere Owner Trust 2023-A A3 5.01% Due 11/15/2027	75,000.00	02/22/2023 5.07%	74,986.34 74,988.03	98.83 5.72%	74,124.23 167.00	0.50% (863.80)	Aaa / NR AAA	4.13 1.79
05592XAD2	BMW Vehicle Owner Trust 2023-A A3 5.47% Due 2/25/2028	30,000.00	07/11/2023 5.54%	29,994.68 29,995.01	99.74 5.67%	29,921.10 27.35	0.20% (73.91)	NR / AAA AAA	4.41 1.88
477920AC6	John Deere Owner Trust 2023-B A3 5.18% Due 3/15/2028	50,000.00	06/21/2023 5.24%	49,991.66 49,992.26	99.12 5.62%	49,561.50 115.11	0.34% (430.76)	Aaa / NR AAA	4.46 2.27
161571HT4	Chase Issuance Trust 23-A1 A 5.16% Due 9/15/2028	165,000.00	09/07/2023 5.23%	164,954.26 164,954.93	99.63 5.35%	164,392.47 378.40	1.11% (562.46)	NR / AAA AAA	4.96 2.66
Total ABS		1,341,674.42	3.21%	1,341,471.35 1,341,537.29	5.78%	1,317,498.27 1,670.64	8.92% (24,039.02)	Aaa / AAA AAA	3.22 1.20

AGENCY									
3135G0V34	FNMA Note 2.5% Due 2/5/2024	125,000.00	02/27/2019 2.58%	124,521.25 124,966.28	98.95 5.55%	123,690.88 486.11	0.84% (1,275.40)	Aaa / AA+ AA+	0.35 0.34
3133EKWV4	FFCB Note 1.85% Due 7/26/2024	150,000.00	08/13/2019 1.65%	151,448.40 150,239.53	97.11 5.49%	145,665.00 501.04	0.99% (4,574.53)	Aaa / AA+ AA+	0.82 0.80
3130A2UW4	FHLB Note 2.875% Due 9/13/2024	200,000.00	Various 1.66%	211,539.00 202,215.99	97.56 5.54%	195,113.20 287.50	1.32% (7,102.79)	Aaa / AA+ NR	0.96 0.92
3135G0W66	FNMA Note 1.625% Due 10/15/2024	175,000.00	11/08/2019 1.80%	173,547.50 174,693.19	96.15 5.48%	168,257.78 1,311.28	1.15% (6,435.41)	Aaa / AA+ AA+	1.04 1.00
3135G0X24	FNMA Note 1.625% Due 1/7/2025	235,000.00	Various 1.19%	239,814.00 236,264.96	95.43 5.39%	224,266.38 891.04	1.52% (11,998.58)	Aaa / AA+ AA+	1.27 1.22
3137EAEP0	FHLMC Note 1.5% Due 2/12/2025	260,000.00	02/13/2020 1.52%	259,799.80 259,945.15	95.05 5.30%	247,134.42 530.83	1.67% (12,810.73)	Aaa / AA+ AA+	1.37 1.32
3130A4CH3	FHLB Note 2.375% Due 3/14/2025	225,000.00	03/19/2020 1.18%	237,998.25 228,785.20	95.89 5.34%	215,759.48 252.34	1.46% (13,025.72)	Aaa / AA+ NR	1.45 1.40



CUSIP	Security Description	Par Value/Units	Purchase Date Book Yield	Cost Value Book Value	Mkt Price Mkt YTM	Market Value Accrued Int.	% of Port. Gain/Loss	Moody/S&P Fitch	Maturity Duration
AGENCY									
3130AJHU6	FHLB Note 0.5% Due 4/14/2025	150,000.00	06/04/2020 0.53%	149,800.80 149,937.01	93.02 5.28%	139,528.05 347.92	0.95% (10,408.96)	Aaa / AA+ NR	1.54 1.49
3135G03U5	FNMA Note 0.625% Due 4/22/2025	105,000.00	04/22/2020 0.67%	104,783.70 104,932.52	93.06 5.31%	97,717.62 289.84	0.66% (7,214.90)	Aaa / AA+ AA+	1.56 1.51
3135G04Z3	FNMA Note 0.5% Due 6/17/2025	260,000.00	06/17/2020 0.54%	259,461.80 259,815.58	92.46 5.15%	240,395.48 375.56	1.63% (19,420.10)	Aaa / AA+ AA+	1.72 1.66
3137EAEU9	FHLMC Note 0.375% Due 7/21/2025	140,000.00	07/21/2020 0.48%	139,302.80 139,748.11	91.91 5.12%	128,674.42 102.08	0.87% (11,073.69)	Aaa / AA+ AA+	1.81 1.76
3135G05X7	FNMA Note 0.375% Due 8/25/2025	220,000.00	08/25/2020 0.47%	218,970.40 219,608.26	91.47 5.14%	201,230.92 82.50	1.36% (18,377.34)	Aaa / AA+ AA+	1.90 1.85
3137EAEEX3	FHLMC Note 0.375% Due 9/23/2025	200,000.00	09/23/2020 0.44%	199,398.00 199,761.38	91.18 5.12%	182,352.20 16.67	1.23% (17,409.18)	Aaa / AA+ AA+	1.98 1.93
3135G06G3	FNMA Note 0.5% Due 11/7/2025	215,000.00	11/09/2020 0.57%	214,230.30 214,675.38	90.94 5.10%	195,516.49 430.00	1.32% (19,158.89)	Aaa / AA+ AA+	2.11 2.04
3130ATUC9	FHLB Note 4.5% Due 12/12/2025	300,000.00	02/08/2023 4.21%	302,262.00 301,751.58	98.72 5.12%	296,169.30 4,087.50	2.03% (5,582.28)	Aaa / AA+ NR	2.20 2.04
3130ATS57	FHLB Note 4.5% Due 3/10/2028	275,000.00	03/20/2023 3.84%	283,109.75 282,243.40	99.46 4.63%	273,519.95 721.88	1.85% (8,723.45)	Aaa / AA+ NR	4.45 3.97
3130AWMN7	FHLB Note 4.375% Due 6/9/2028	200,000.00	07/26/2023 4.27%	200,900.00 200,866.61	98.60 4.71%	197,191.20 1,944.44	1.35% (3,675.41)	Aaa / AA+ NR	4.70 4.15
Total Agency		3,435,000.00	1.75%	3,470,887.75 3,450,450.13	5.19%	3,272,182.77 12,658.53	22.21% (178,267.36)	Aaa / AA+ AA+	1.97 1.84
CMO									
3137FG6X8	FHLMC K077 A2 3.85% Due 5/25/2028	295,000.00	05/24/2023 4.65%	289,583.98 289,952.58	94.67 5.16%	279,271.49 189.29	1.89% (10,681.09)	NR / NR AAA	4.65 4.07
Total CMO		295,000.00	4.65%	289,583.98 289,952.58	5.16%	279,271.49 189.29	1.89% (10,681.09)	NR / NR AAA	4.65 4.07
CORPORATE									
89114QCB2	Toronto Dominion Bank Note 3.25% Due 3/11/2024	135,000.00	03/26/2019 2.95%	136,833.30 135,164.09	98.84 5.90%	133,433.87 243.75	0.90% (1,730.22)	A1 / A AA-	0.45 0.44

Small Cities Organized Risk Effort

Account #590

Holdings Report

As of September 30, 2023



CUSIP	Security Description	Par Value/Units	Purchase Date Book Yield	Cost Value Book Value	Mkt Price Mkt YTM	Market Value Accrued Int.	% of Port. Gain/Loss	Moody/S&P Fitch	Maturity Duration
CORPORATE									
037833CU2	Apple Inc Callable Note Cont 3/11/2024 2.85% Due 5/11/2024	150,000.00	05/17/2019 2.72%	150,888.00 150,081.92	98.29 5.72%	147,431.40 1,662.50	1.01% (2,650.52)	Aaa / AA+ NR	0.61 0.59
00440EAS6	Chubb INA Holdings Inc Note 3.15% Due 3/15/2025	140,000.00	02/24/2021 0.83%	152,899.60 144,634.43	96.39 5.76%	134,950.20 196.00	0.91% (9,684.23)	A3 / A A	1.46 1.39
30231GBH4	Exxon Mobil Corp Callable Note Cont 2/19/2025 2.992% Due 3/19/2025	140,000.00	01/20/2021 0.72%	152,733.00 144,335.55	96.56 5.46%	135,187.22 139.63	0.91% (9,148.33)	Aa2 / AA- NR	1.47 1.41
06367WB85	Bank of Montreal Note 1.85% Due 5/1/2025	150,000.00	03/24/2021 1.15%	154,207.50 151,624.54	93.85 5.97%	140,774.85 1,156.25	0.96% (10,849.69)	A2 / A- AA-	1.59 1.51
14913R2V8	Caterpillar Financial Service Note 3.4% Due 5/13/2025	55,000.00	05/10/2022 3.44%	54,930.15 54,962.40	96.69 5.56%	53,177.74 716.83	0.36% (1,784.66)	A2 / A A+	1.62 1.53
747525AF0	Qualcomm Inc Callable Note Cont 2/20/2025 3.45% Due 5/20/2025	140,000.00	05/27/2020 1.13%	155,689.80 145,155.10	96.78 5.53%	135,493.68 1,757.58	0.93% (9,661.42)	A2 / A NR	1.64 1.54
78015K7H1	Royal Bank of Canada Note 1.15% Due 6/10/2025	150,000.00	12/22/2021 1.43%	148,590.00 149,308.98	92.47 5.88%	138,710.25 531.88	0.94% (10,598.73)	A1 / A AA-	1.70 1.63
63743HFE7	National Rural Utilities Note 3.45% Due 6/15/2025	85,000.00	Various 3.55%	84,750.55 84,863.33	96.22 5.80%	81,785.47 863.46	0.56% (3,077.86)	A2 / A- A	1.71 1.61
857477BR3	State Street Bank Callable Note Cont 2/6/2025 1.746% Due 2/6/2026	40,000.00	02/02/2022 1.75%	40,000.00 40,000.00	94.37 6.16%	37,746.08 106.70	0.26% (2,253.92)	A1 / A AA-	2.36 1.30
46647PBK1	JP Morgan Chase & Co Callable Note Cont 4/22/2025 2.083% Due 4/22/2026	50,000.00	09/16/2021 1.17%	51,594.50 50,692.57	93.86 6.27%	46,930.25 460.00	0.32% (3,762.32)	A1 / A- AA-	2.56 1.48
91324PEC2	United Health Group Inc Callable Note Cont 4/15/2026 1.15% Due 5/15/2026	175,000.00	Various 1.42%	173,020.70 173,819.10	89.96 5.30%	157,423.35 760.27	1.07% (16,395.75)	A2 / A+ A	2.62 2.51
89236TJK2	Toyota Motor Credit Corp Note 1.125% Due 6/18/2026	130,000.00	06/15/2021 1.13%	129,942.80 129,968.96	89.30 5.41%	116,087.40 418.44	0.79% (13,881.56)	A1 / A+ A+	2.72 2.60
06051GJD2	Bank of America Corp Callable Note Cont 6/19/2025 1.319% Due 6/19/2026	80,000.00	Various 2.84%	77,319.60 77,866.19	91.71 6.49%	73,365.92 298.98	0.50% (4,500.27)	A1 / A- AA-	2.72 1.65
931142ER0	Wal-Mart Stores Callable Note Cont 08/17/2026 1.05% Due 9/17/2026	30,000.00	09/08/2021 1.09%	29,943.30 29,966.40	89.16 5.03%	26,748.99 12.25	0.18% (3,217.41)	Aa2 / AA AA	2.97 2.85



CUSIP	Security Description	Par Value/Units	Purchase Date Book Yield	Cost Value Book Value	Mkt Price Mkt YTM	Market Value Accrued Int.	% of Port. Gain/Loss	Moody/S&P Fitch	Maturity Duration
CORPORATE									
438516BL9	Honeywell Intl Callable Note 08/01/2026 2.5% Due 11/1/2026	180,000.00	12/15/2022 4.36%	168,229.80 170,612.16	92.52 5.15%	166,542.84 1,875.00	1.14% (4,069.32)	A2 / A A	3.09 2.88
87612EBM7	Target Corp Callable Note Cont 12/15/2026 1.95% Due 1/15/2027	70,000.00	01/19/2022 1.99%	69,881.00 69,921.28	90.31 5.19%	63,219.73 288.17	0.43% (6,701.55)	A2 / A A	3.30 3.10
808513BY0	Charles Schwab Corp Callable Note Cont 2/3/2027 2.45% Due 3/3/2027	150,000.00	Various 2.78%	147,699.00 148,414.22	89.07 6.03%	133,611.45 285.84	0.91% (14,802.77)	A2 / A- A	3.42 3.19
084664CZ2	Berkshire Hathaway Callable Note Cont 2/15/2027 2.3% Due 3/15/2027	115,000.00	03/07/2022 2.30%	114,978.15 114,984.91	91.73 4.93%	105,493.41 117.56	0.71% (9,491.50)	Aa2 / AA A+	3.46 3.25
09247XAN1	Blackrock Inc Note 3.2% Due 3/15/2027	190,000.00	01/19/2023 4.08%	183,705.30 184,750.25	93.54 5.27%	177,726.00 270.22	1.20% (7,024.25)	Aa3 / AA- NR	3.46 3.21
023135CF1	Amazon.com Inc Callable Note Cont 3/13/2027 3.3% Due 4/13/2027	110,000.00	Various 3.63%	108,548.65 108,825.86	94.09 5.15%	103,499.12 1,694.00	0.71% (5,326.74)	A1 / AA AA-	3.54 3.22
74340XBN0	Prologis LP Callable Note Cont 2/15/2027 2.125% Due 4/15/2027	160,000.00	11/09/2022 5.16%	141,006.40 144,786.28	89.37 5.47%	142,996.16 1,567.78	0.98% (1,790.12)	A3 / A NR	3.54 3.30
61772BAB9	Morgan Stanley Callable Note Cont 5/4/2026 1.593% Due 5/4/2027	150,000.00	Various 4.98%	133,989.30 138,151.70	89.01 6.25%	133,512.00 975.71	0.91% (4,639.70)	A1 / A- A+	3.59 2.45
14913R3A3	Caterpillar Financial Service Note 3.6% Due 8/12/2027	95,000.00	08/22/2022 3.81%	94,090.85 94,292.83	94.35 5.23%	89,628.70 465.50	0.61% (4,664.13)	A2 / A A+	3.87 3.53
756109BG8	Realty Income Corp Callable Note Cont 5/15/2027 3.95% Due 8/15/2027	200,000.00	01/05/2023 4.88%	192,410.00 193,607.95	93.76 5.77%	187,521.00 1,009.44	1.27% (6,086.95)	A3 / A- NR	3.88 3.50
931142EX7	Wal-Mart Stores Callable Note Cont 09/09/2027 3.95% Due 9/9/2027	50,000.00	Various 3.99%	49,921.10 49,937.82	96.50 4.94%	48,247.60 120.70	0.33% (1,690.22)	Aa2 / AA AA	3.95 3.59
06051GGF0	Bank of America Corp Callable Note 1/20/2027 3.824% Due 1/20/2028	100,000.00	04/24/2023 5.60%	95,493.00 95,904.62	92.86 6.24%	92,864.00 754.18	0.63% (3,040.62)	A1 / A- AA-	4.31 3.01



CUSIP	Security Description	Par Value/Units	Purchase Date Book Yield	Cost Value Book Value	Mkt Price Mkt YTM	Market Value Accrued Int.	% of Port. Gain/Loss	Moody/S&P Fitch	Maturity Duration
CORPORATE									
438516CJ3	Honeywell Intl Callable Note Cont 01/15/2028 4.95% Due 2/15/2028	180,000.00	02/13/2023 4.44%	184,037.40 183,524.57	99.60 5.05%	179,284.14 1,138.50	1.22% (4,240.43)	A2 / A A	4.38 3.87
57636QAW4	MasterCard Inc Callable Note Cont 2/9/28 4.875% Due 3/9/2028	95,000.00	03/06/2023 4.90%	94,907.85 94,918.24	99.25 5.07%	94,285.51 283.02	0.64% (632.73)	Aa3 / A+ NR	4.44 3.93
74456QBU9	Public Service EI & Gas Callable Note Cont 02/01/28 3.7% Due 5/1/2028	200,000.00	09/06/2023 5.10%	188,558.00 188,713.08	93.60 5.29%	187,207.60 3,083.33	1.29% (1,505.48)	A1 / A NR	4.59 4.07
02665WEM9	American Honda Finance Note 5.125% Due 7/7/2028	150,000.00	08/17/2023 5.33%	148,678.50 148,708.90	98.44 5.50%	147,656.85 1,793.75	1.01% (1,052.05)	A3 / A- A	4.77 4.12
46647PDG8	JP Morgan Chase & Co Callable Note Cont 7/25/2027 4.851% Due 7/25/2028	110,000.00	08/04/2023 5.67%	108,359.90 108,408.75	96.40 5.92%	106,036.15 978.29	0.72% (2,372.60)	A1 / A- AA-	4.82 3.40
Total Corporate		3,955,000.00	3.25%	3,917,837.00 3,900,906.98	5.57%	3,718,578.93 26,025.51	25.32% (182,328.05)	A1 / A A+	2.99 2.63
MONEY MARKET FUND									
31846V203	First American Govt Obligation Fund Class Y	35,783.09	Various 4.94%	35,783.09 35,783.09	1.00 4.94%	35,783.09 0.00	0.24% 0.00	Aaa / AAA AAA	0.00 0.00
Total Money Market Fund		35,783.09	4.94%	35,783.09	4.94%	35,783.09 0.00	0.24% 0.00	Aaa / AAA AAA	0.00 0.00
SUPRANATIONAL									
4581X0EE4	Inter-American Dev Bank Note 3.25% Due 7/1/2024	85,000.00	06/22/2022 3.26%	84,991.50 84,996.81	98.25 5.65%	83,512.84 690.63	0.57% (1,483.97)	Aaa / AAA AAA	0.75 0.72
4581X0DZ8	Inter-American Dev Bank Note 0.5% Due 9/23/2024	190,000.00	09/15/2021 0.52%	189,859.40 189,954.07	95.14 5.67%	180,762.58 21.11	1.22% (9,191.49)	Aaa / AAA NR	0.98 0.95
459058JB0	Intl. Bank Recon & Development Note 0.625% Due 4/22/2025	130,000.00	04/15/2020 0.70%	129,496.90 129,843.23	92.93 5.41%	120,813.55 358.85	0.82% (9,029.68)	Aaa / AAA NR	1.56 1.51
459058JL8	Intl. Bank Recon & Development Note 0.5% Due 10/28/2025	180,000.00	10/21/2020 0.52%	179,796.60 179,915.57	91.01 5.12%	163,809.90 382.50	1.11% (16,105.67)	Aaa / AAA AAA	2.08 2.01



CUSIP	Security Description	Par Value/Units	Purchase Date Book Yield	Cost Value Book Value	Mkt Price Mkt YTM	Market Value Accrued Int.	% of Port. Gain/Loss	Moody/S&P Fitch	Maturity Duration
SUPRANATIONAL									
45950KDD9	International Finance Corp Note 4.5% Due 7/13/2028	85,000.00	07/06/2023 4.53%	84,905.65 84,909.78	98.82 4.78%	83,996.07 828.75	0.57% (913.71)	Aaa / AAA NR	4.79 4.21
Total Supranational		670,000.00	1.41%	669,050.05 669,619.46	5.35%	632,894.94 2,281.84	4.29% (36,724.52)	Aaa / AAA AAA	1.85 1.74
US TREASURY									
9128283J7	US Treasury Note 2.125% Due 11/30/2024	275,000.00	Various 1.76%	279,733.40 276,114.05	96.34 5.40%	264,945.45 1,963.88	1.80% (11,168.60)	Aaa / AA+ AA+	1.17 1.12
912828J27	US Treasury Note 2% Due 2/15/2025	175,000.00	03/04/2020 0.72%	185,903.32 178,033.39	95.65 5.32%	167,391.53 447.01	1.13% (10,641.86)	Aaa / AA+ AA+	1.38 1.32
912828ZC7	US Treasury Note 1.125% Due 2/28/2025	50,000.00	03/19/2020 0.72%	50,992.19 50,283.48	94.39 5.28%	47,195.30 47.91	0.32% (3,088.18)	Aaa / AA+ AA+	1.42 1.37
91282CFP1	US Treasury Note 4.25% Due 10/15/2025	220,000.00	12/15/2022 4.02%	221,332.03 220,959.73	98.43 5.07%	216,553.92 4,317.35	1.49% (4,405.81)	Aaa / AA+ AA+	2.04 1.89
91282CAZ4	US Treasury Note 0.375% Due 11/30/2025	300,000.00	12/29/2020 0.37%	300,093.75 300,041.29	90.61 5.00%	271,816.50 378.07	1.84% (28,224.79)	Aaa / AA+ AA+	2.17 2.10
91282CBC4	US Treasury Note 0.375% Due 12/31/2025	125,000.00	01/27/2021 0.39%	124,882.81 124,946.42	90.40 4.93%	113,002.88 118.46	0.76% (11,943.54)	Aaa / AA+ AA+	2.25 2.19
91282CBT7	US Treasury Note 0.75% Due 3/31/2026	300,000.00	03/30/2021 0.91%	297,597.66 298,800.15	90.43 4.86%	271,289.10 6.15	1.83% (27,511.05)	Aaa / AA+ AA+	2.50 2.42
91282CBW0	US Treasury Note 0.75% Due 4/30/2026	150,000.00	04/29/2021 0.89%	149,009.77 149,489.16	90.08 4.88%	135,123.00 470.79	0.92% (14,366.16)	Aaa / AA+ AA+	2.58 2.49
91282CCP4	US Treasury Note 0.625% Due 7/31/2026	125,000.00	08/10/2021 0.82%	123,813.48 124,324.04	89.00 4.82%	111,254.88 131.62	0.75% (13,069.16)	Aaa / AA+ AA+	2.84 2.74
91282CCW9	US Treasury Note 0.75% Due 8/31/2026	350,000.00	Various 0.98%	346,279.30 347,760.87	89.05 4.82%	311,677.80 223.56	2.11% (36,083.07)	Aaa / AA+ AA+	2.92 2.82
91282CDG3	US Treasury Note 1.125% Due 10/31/2026	325,000.00	Various 1.26%	322,884.77 323,669.32	89.60 4.79%	291,205.20 1,530.06	1.98% (32,464.12)	Aaa / AA+ AA+	3.09 2.95
912828V98	US Treasury Note 2.25% Due 2/15/2027	200,000.00	02/06/2023 3.92%	187,695.31 189,672.10	92.28 4.75%	184,554.60 574.73	1.25% (5,117.50)	Aaa / AA+ AA+	3.38 3.18



CUSIP	Security Description	Par Value/Units	Purchase Date Book Yield	Cost Value Book Value	Mkt Price Mkt YTM	Market Value Accrued Int.	% of Port. Gain/Loss	Moody/S&P Fitch	Maturity Duration
US TREASURY									
91282CEF4	US Treasury Note 2.5% Due 3/31/2027	200,000.00	09/27/2022 4.26%	185,734.38 188,925.72	92.89 4.73%	185,773.40 13.66	1.26% (3,152.32)	Aaa / AA+ AA+	3.50 3.29
91282CEN7	US Treasury Note 2.75% Due 4/30/2027	340,000.00	Various 3.26%	332,193.75 334,276.13	93.51 4.74%	317,939.78 3,912.77	2.18% (16,336.35)	Aaa / AA+ AA+	3.58 3.31
91282CEW7	US Treasury Note 3.25% Due 6/30/2027	175,000.00	08/03/2022 2.94%	177,460.94 176,879.71	95.01 4.72%	166,270.48 1,437.33	1.13% (10,609.23)	Aaa / AA+ AA+	3.75 3.44
91282CFH9	US Treasury Note 3.125% Due 8/31/2027	120,000.00	09/08/2022 3.36%	118,692.19 118,970.74	94.38 4.71%	113,254.68 319.37	0.77% (5,716.06)	Aaa / AA+ AA+	3.92 3.62
91282CFM8	US Treasury Note 4.125% Due 9/30/2027	150,000.00	10/28/2022 4.20%	149,531.25 149,618.73	97.92 4.70%	146,877.00 16.91	0.99% (2,741.73)	Aaa / AA+ AA+	4.00 3.64
91282CFU0	US Treasury Note 4.125% Due 10/31/2027	220,000.00	12/15/2022 3.68%	224,357.03 223,649.62	97.87 4.70%	215,316.42 3,797.69	1.48% (8,333.20)	Aaa / AA+ AA+	4.09 3.65
9128283F5	US Treasury Note 2.25% Due 11/15/2027	200,000.00	01/05/2023 3.98%	184,875.00 187,159.95	90.95 4.69%	181,890.60 1,699.73	1.24% (5,269.35)	Aaa / AA+ AA+	4.13 3.83
91282CGC9	US Treasury Note 3.875% Due 12/31/2027	180,000.00	01/19/2023 3.48%	183,171.09 182,725.10	96.92 4.68%	174,452.40 1,762.70	1.19% (8,272.70)	Aaa / AA+ AA+	4.25 3.83
91282CGH8	US Treasury Note 3.5% Due 1/31/2028	220,000.00	02/27/2023 4.21%	213,125.00 213,947.09	95.43 4.67%	209,953.92 1,297.28	1.43% (3,993.17)	Aaa / AA+ AA+	4.34 3.94
9128283W8	US Treasury Note 2.75% Due 2/15/2028	230,000.00	03/08/2023 4.37%	213,639.45 215,507.67	92.48 4.67%	212,714.12 807.81	1.44% (2,793.55)	Aaa / AA+ AA+	4.38 4.03
91282CGT2	US Treasury Note 3.625% Due 3/31/2028	200,000.00	06/28/2023 4.05%	196,343.75 196,541.61	95.87 4.65%	191,734.40 19.81	1.30% (4,807.21)	Aaa / AA+ AA+	4.50 4.09
91282CHA2	US Treasury Note 3.5% Due 4/30/2028	220,000.00	05/15/2023 3.47%	220,275.00 220,254.04	95.31 4.65%	209,687.50 3,222.28	1.44% (10,566.54)	Aaa / AA+ AA+	4.59 4.11
91282CHE4	US Treasury Note 3.625% Due 5/31/2028	180,000.00	06/15/2023 3.95%	177,370.31 177,525.68	95.84 4.62%	172,518.84 2,192.83	1.18% (5,006.84)	Aaa / AA+ AA+	4.67 4.18
91282CHQ7	US Treasury Note 4.125% Due 7/31/2028	220,000.00	09/25/2023 4.62%	215,342.19 215,355.35	97.84 4.63%	215,256.36 1,528.94	1.47% (98.99)	Aaa / AA+ AA+	4.84 4.30
91282CCV1	US Treasury Note 1.125% Due 8/31/2028	250,000.00	09/21/2023 4.66%	211,376.95 211,569.53	84.69 4.64%	211,718.75 239.53	1.43% 149.22	Aaa / AA+ AA+	4.92 4.67

Holdings Report

As of September 30, 2023



CUSIP	Security Description	Par Value/Units	Purchase Date Book Yield	Cost Value Book Value	Mkt Price Mkt YTM	Market Value Accrued Int.	% of Port. Gain/Loss	Moody/S&P Fitch	Maturity Duration
US TREASURY									
91282CHX2	US Treasury Note 4.375% Due 8/31/2028	150,000.00	09/28/2023 4.66%	148,160.16 148,162.21	99.01 4.60%	148,511.70 558.89	1.01% 349.49	Aaa / AA+ AA+	4.92 4.36
Total US Treasury		5,850,000.00	2.81%	5,741,866.23 5,745,162.88	4.81%	5,459,880.51 33,037.12	37.13% (285,282.37)	Aaa / AA+ AA+	3.44 3.18
TOTAL PORTFOLIO		15,582,457.51	2.70%	15,466,479.45 15,433,412.41	5.20%	14,716,090.00 75,862.93	100.00% (717,322.41)	Aa1 / AA AA+	2.93 2.51
TOTAL MARKET VALUE PLUS ACCRUED						14,791,952.93			

Small Cities Organized Risk Effort

Account #590

Transaction Ledger

As of September 30, 2023



Transaction Type	Settlement Date	CUSIP	Quantity	Security Description	Price	Acq/Disp Yield	Amount	Interest Pur/Sold	Total Amount	Gain/Loss
ACQUISITIONS										
Purchase	09/01/2023	31846V203	326.83	First American Govt Obligation Fund Class Y	1.000	4.94%	326.83	0.00	326.83	0.00
Purchase	09/03/2023	31846V203	1,837.50	First American Govt Obligation Fund Class Y	1.000	4.94%	1,837.50	0.00	1,837.50	0.00
Purchase	09/08/2023	74456QBU9	200,000.00	Public Service EI & Gas Callable Note Cont 02/01/28 3.7% Due 5/1/2028	94.279	5.10%	188,558.00	2,610.56	191,168.56	0.00
Purchase	09/09/2023	31846V203	3,303.13	First American Govt Obligation Fund Class Y	1.000	4.94%	3,303.13	0.00	3,303.13	0.00
Purchase	09/10/2023	31846V203	6,187.50	First American Govt Obligation Fund Class Y	1.000	4.94%	6,187.50	0.00	6,187.50	0.00
Purchase	09/11/2023	31846V203	2,193.75	First American Govt Obligation Fund Class Y	1.000	4.94%	2,193.75	0.00	2,193.75	0.00
Purchase	09/12/2023	31846V203	227,096.89	First American Govt Obligation Fund Class Y	1.000	4.94%	227,096.89	0.00	227,096.89	0.00
Purchase	09/13/2023	31846V203	2,875.00	First American Govt Obligation Fund Class Y	1.000	4.94%	2,875.00	0.00	2,875.00	0.00
Purchase	09/14/2023	31846V203	2,671.88	First American Govt Obligation Fund Class Y	1.000	4.94%	2,671.88	0.00	2,671.88	0.00
Purchase	09/15/2023	161571HT4	165,000.00	Chase Issuance Trust 23-A1 A 5.16% Due 9/15/2028	99.972	5.23%	164,954.26	0.00	164,954.26	0.00
Purchase	09/15/2023	31846V203	6,567.50	First American Govt Obligation Fund Class Y	1.000	4.94%	6,567.50	0.00	6,567.50	0.00
Purchase	09/15/2023	31846V203	2,563.31	First American Govt Obligation Fund Class Y	1.000	4.94%	2,563.31	0.00	2,563.31	0.00
Purchase	09/15/2023	31846V203	6,083.62	First American Govt Obligation Fund Class Y	1.000	4.94%	6,083.62	0.00	6,083.62	0.00
Purchase	09/15/2023	31846V203	1,826.51	First American Govt Obligation Fund Class Y	1.000	4.94%	1,826.51	0.00	1,826.51	0.00
Purchase	09/15/2023	31846V203	316.95	First American Govt Obligation Fund Class Y	1.000	4.94%	316.95	0.00	316.95	0.00
Purchase	09/15/2023	31846V203	215.83	First American Govt Obligation Fund Class Y	1.000	4.94%	215.83	0.00	215.83	0.00



Transaction Type	Settlement Date	CUSIP	Quantity	Security Description	Price	Acq/Disp Yield	Amount	Interest Pur/Sold	Total Amount	Gain/Loss
ACQUISITIONS										
Purchase	09/15/2023	31846V203	96.67	First American Govt Obligation Fund Class Y	1.000	4.94%	96.67	0.00	96.67	0.00
Purchase	09/15/2023	31846V203	64.75	First American Govt Obligation Fund Class Y	1.000	4.94%	64.75	0.00	64.75	0.00
Purchase	09/15/2023	31846V203	101.83	First American Govt Obligation Fund Class Y	1.000	4.94%	101.83	0.00	101.83	0.00
Purchase	09/15/2023	31846V203	109.88	First American Govt Obligation Fund Class Y	1.000	4.94%	109.88	0.00	109.88	0.00
Purchase	09/15/2023	31846V203	155.83	First American Govt Obligation Fund Class Y	1.000	4.94%	155.83	0.00	155.83	0.00
Purchase	09/15/2023	31846V203	313.13	First American Govt Obligation Fund Class Y	1.000	4.94%	313.13	0.00	313.13	0.00
Purchase	09/15/2023	31846V203	521.00	First American Govt Obligation Fund Class Y	1.000	4.94%	521.00	0.00	521.00	0.00
Purchase	09/15/2023	31846V203	112.75	First American Govt Obligation Fund Class Y	1.000	4.94%	112.75	0.00	112.75	0.00
Purchase	09/15/2023	31846V203	2,037.84	First American Govt Obligation Fund Class Y	1.000	4.94%	2,037.84	0.00	2,037.84	0.00
Purchase	09/15/2023	31846V203	1,953.46	First American Govt Obligation Fund Class Y	1.000	4.94%	1,953.46	0.00	1,953.46	0.00
Purchase	09/15/2023	31846V203	5,770.41	First American Govt Obligation Fund Class Y	1.000	4.94%	5,770.41	0.00	5,770.41	0.00
Purchase	09/15/2023	31846V203	2,007.61	First American Govt Obligation Fund Class Y	1.000	4.94%	2,007.61	0.00	2,007.61	0.00
Purchase	09/15/2023	31846V203	1,210.97	First American Govt Obligation Fund Class Y	1.000	4.94%	1,210.97	0.00	1,210.97	0.00
Purchase	09/17/2023	31846V203	157.50	First American Govt Obligation Fund Class Y	1.000	4.94%	157.50	0.00	157.50	0.00
Purchase	09/18/2023	31846V203	103.33	First American Govt Obligation Fund Class Y	1.000	4.94%	103.33	0.00	103.33	0.00
Purchase	09/18/2023	31846V203	1,588.89	First American Govt Obligation Fund Class Y	1.000	4.94%	1,588.89	0.00	1,588.89	0.00

Small Cities Organized Risk Effort

Account #590

Transaction Ledger

As of September 30, 2023



Transaction Type	Settlement Date	CUSIP	Quantity	Security Description	Price	Acq/Disp Yield	Amount	Interest Pur/Sold	Total Amount	Gain/Loss
ACQUISITIONS										
Purchase	09/18/2023	31846V203	254.71	First American Govt Obligation Fund Class Y	1.000	4.94%	254.71	0.00	254.71	0.00
Purchase	09/18/2023	31846V203	2,365.64	First American Govt Obligation Fund Class Y	1.000	4.94%	2,365.64	0.00	2,365.64	0.00
Purchase	09/19/2023	31846V203	2,094.40	First American Govt Obligation Fund Class Y	1.000	4.94%	2,094.40	0.00	2,094.40	0.00
Purchase	09/20/2023	31846V203	139.50	First American Govt Obligation Fund Class Y	1.000	4.94%	139.50	0.00	139.50	0.00
Purchase	09/20/2023	31846V203	142.50	First American Govt Obligation Fund Class Y	1.000	4.94%	142.50	0.00	142.50	0.00
Purchase	09/20/2023	31846V203	8,368.16	First American Govt Obligation Fund Class Y	1.000	4.94%	8,368.16	0.00	8,368.16	0.00
Purchase	09/21/2023	31846V203	168.00	First American Govt Obligation Fund Class Y	1.000	4.94%	168.00	0.00	168.00	0.00
Purchase	09/21/2023	31846V203	2,376.63	First American Govt Obligation Fund Class Y	1.000	4.94%	2,376.63	0.00	2,376.63	0.00
Purchase	09/22/2023	91282CCV1	250,000.00	US Treasury Note 1.125% Due 8/31/2028	84.551	4.66%	211,376.95	169.99	211,546.94	0.00
Purchase	09/23/2023	31846V203	850.00	First American Govt Obligation Fund Class Y	1.000	4.94%	850.00	0.00	850.00	0.00
Purchase	09/25/2023	31846V203	136.75	First American Govt Obligation Fund Class Y	1.000	4.94%	136.75	0.00	136.75	0.00
Purchase	09/25/2023	31846V203	86.00	First American Govt Obligation Fund Class Y	1.000	4.94%	86.00	0.00	86.00	0.00
Purchase	09/25/2023	31846V203	107.00	First American Govt Obligation Fund Class Y	1.000	4.94%	107.00	0.00	107.00	0.00
Purchase	09/25/2023	31846V203	946.46	First American Govt Obligation Fund Class Y	1.000	4.94%	946.46	0.00	946.46	0.00
Purchase	09/25/2023	31846V203	3,922.67	First American Govt Obligation Fund Class Y	1.000	4.94%	3,922.67	0.00	3,922.67	0.00
Purchase	09/25/2023	31846V203	3,240.81	First American Govt Obligation Fund Class Y	1.000	4.94%	3,240.81	0.00	3,240.81	0.00



Transaction Type	Settlement Date	CUSIP	Quantity	Security Description	Price	Acq/Disp Yield	Amount	Interest Pur/Sold	Total Amount	Gain/Loss
ACQUISITIONS										
Purchase	09/26/2023	31846V203	73,945.18	First American Govt Obligation Fund Class Y	1.000	4.94%	73,945.18	0.00	73,945.18	0.00
Purchase	09/26/2023	91282CHQ7	220,000.00	US Treasury Note 4.125% Due 7/31/2028	97.883	4.62%	215,342.19	1,405.64	216,747.83	0.00
Purchase	09/29/2023	91282CHX2	150,000.00	US Treasury Note 4.375% Due 8/31/2028	98.773	4.66%	148,160.16	522.84	148,683.00	0.00
Purchase	09/30/2023	31846V203	10,343.75	First American Govt Obligation Fund Class Y	1.000	4.94%	10,343.75	0.00	10,343.75	0.00
Subtotal			1,374,860.21				1,318,251.77	4,709.03	1,322,960.80	0.00
Short Sale	09/15/2023	31846V203	-164,954.26	First American Govt Obligation Fund Class Y	1.000		-164,954.26	0.00	-164,954.26	0.00
Subtotal			-164,954.26				-164,954.26	0.00	-164,954.26	0.00
TOTAL ACQUISITIONS			1,209,905.95				1,153,297.51	4,709.03	1,158,006.54	0.00

DISPOSITIONS										
Closing Purchase	09/15/2023	31846V203	-164,954.26	First American Govt Obligation Fund Class Y	1.000		-164,954.26	0.00	-164,954.26	0.00
Subtotal			-164,954.26				-164,954.26	0.00	-164,954.26	0.00
Sale	09/08/2023	023135BW5	95,000.00	Amazon.com Inc Note 0.45% Due 5/12/2024	96.654	0.50%	91,821.30	137.75	91,959.05	-3,147.44
Sale	09/08/2023	31846V203	75,220.76	First American Govt Obligation Fund Class Y	1.000	4.94%	75,220.76	0.00	75,220.76	0.00
Sale	09/08/2023	79466LAG9	25,000.00	Salesforce.com Inc Callable Note Cont 7/15/2022 0.625% Due 7/15/2024	95.863	0.64%	23,965.75	23.00	23,988.75	-1,030.64
Sale	09/12/2023	3130A1XJ2	230,000.00	FHLB Note 2.875% Due 6/14/2024	98.035	1.96%	225,480.50	1,616.39	227,096.89	-6,021.01
Sale	09/15/2023	31846V203	164,954.26	First American Govt Obligation Fund Class Y	1.000	4.94%	164,954.26	0.00	164,954.26	0.00
Sale	09/22/2023	31846V203	63,046.43	First American Govt Obligation Fund Class Y	1.000	4.94%	63,046.43	0.00	63,046.43	0.00



Transaction Type	Settlement Date	CUSIP	Quantity	Security Description	Price	Acq/Disp Yield	Amount	Interest Pur/Sold	Total Amount	Gain/Loss
DISPOSITIONS										
Sale	09/22/2023	912828WJ5	150,000.00	US Treasury Note 2.5% Due 5/15/2024	98.117	1.91%	147,175.78	1,324.73	148,500.51	-3,366.59
Sale	09/26/2023	912828YH7	300,000.00	US Treasury Note 1.5% Due 9/30/2024	96.164	1.68%	288,492.19	2,200.82	290,693.01	-10,988.31
Sale	09/29/2023	31846V203	148,683.00	First American Govt Obligation Fund Class Y	1.000	4.94%	148,683.00	0.00	148,683.00	0.00
Subtotal			1,251,904.45				1,228,839.97	5,302.69	1,234,142.66	-24,553.99
Paydown	09/15/2023	43815BAC4	0.00	Honda Auto Receivables Trust 2022-1 A3 1.88% Due 5/15/2026	100.000		0.00	101.83	101.83	0.00
Paydown	09/15/2023	448977AD0	0.00	Hyundai Auto Receivables Trust 2022-A A3 2.22% Due 10/15/2026	100.000		0.00	64.75	64.75	0.00
Paydown	09/15/2023	44933LAC7	2,555.62	Hyundai Auto Receivables Trust 2021-A A3 0.38% Due 9/15/2025	100.000		2,555.62	7.69	2,563.31	0.00
Paydown	09/15/2023	44934KAC8	6,060.23	Hyundai Auto Receivables Trust 2021-B A3 0.38% Due 1/15/2026	100.000		6,060.23	23.39	6,083.62	0.00
Paydown	09/15/2023	44935FAD6	1,809.54	Hyundai Auto Receivables Trust 2021-C A3 0.74% Due 5/15/2026	100.000		1,809.54	16.97	1,826.51	0.00
Paydown	09/15/2023	47787JAC2	0.00	John Deere Owner Trust 2022-A A3 2.32% Due 9/16/2026	100.000		0.00	96.67	96.67	0.00
Paydown	09/15/2023	47787NAC3	316.67	John Deere Owner Trust 2020-B A3 0.51% Due 11/15/2024	100.000		316.67	0.28	316.95	0.00
Paydown	09/15/2023	47788UAC6	2,031.40	John Deere Owner Trust 2021-A A3 0.36% Due 9/15/2025	100.000		2,031.40	6.44	2,037.84	0.00
Paydown	09/15/2023	47789QAC4	1,936.62	John Deere Owner Trust 2021-B A3 0.52% Due 3/16/2026	100.000		1,936.62	16.84	1,953.46	0.00
Paydown	09/15/2023	477920AC6	0.00	John Deere Owner Trust 2023-B A3 5.18% Due 3/15/2028	100.000		0.00	215.83	215.83	0.00



Transaction Type	Settlement Date	CUSIP	Quantity	Security Description	Price	Acq/Disp Yield	Amount	Interest Pur/Sold	Total Amount	Gain/Loss
DISPOSITIONS										
Paydown	09/15/2023	47800AAC4	0.00	John Deere Owner Trust 2022-B A3 3.74% Due 2/16/2027	100.000		0.00	155.83	155.83	0.00
Paydown	09/15/2023	47800CAC0	0.00	John Deere Owner Trust 2023-A A3 5.01% Due 11/15/2027	100.000		0.00	313.13	313.13	0.00
Paydown	09/15/2023	58768PAC8	0.00	Mercedes-Benz Auto Receivables 2022-1 A3 5.21% Due 8/16/2027	100.000		0.00	521.00	521.00	0.00
Paydown	09/15/2023	58769KAD6	5,760.65	Mercedes-Benz Auto Lease Trust 2021-B A3 0.4% Due 11/15/2024	100.000		5,760.65	9.76	5,770.41	0.00
Paydown	09/15/2023	58770AAC7	0.00	Mercedes-Benz Auto Receivable 2023-1 A3 4.51% Due 11/15/2027	100.000		0.00	112.75	112.75	0.00
Paydown	09/15/2023	89237VAB5	2,006.50	Toyota Auto Receivables Trust 2020-C A3 0.44% Due 10/15/2024	100.000		2,006.50	1.11	2,007.61	0.00
Paydown	09/15/2023	89238FAD5	0.00	Toyota Auto Receivables OT 2022-B A3 2.93% Due 9/15/2026	100.000		0.00	109.88	109.88	0.00
Paydown	09/15/2023	89240BAC2	1,208.89	Toyota Auto Receivables Owners 2021-A A3 0.26% Due 5/15/2025	100.000		1,208.89	2.08	1,210.97	0.00
Paydown	09/18/2023	362554AC1	1,573.34	GM Financial Securitized Term 2021-4 A3 0.68% Due 9/16/2026	100.000		1,573.34	15.55	1,588.89	0.00
Paydown	09/18/2023	362585AC5	0.00	GM Financial Securitized ART 2022-2 A3 3.1% Due 2/16/2027	100.000		0.00	103.33	103.33	0.00
Paydown	09/18/2023	380146AC4	228.46	GM Financial Auto Receivables 2022-1 A3 1.26% Due 11/16/2026	100.000		228.46	26.25	254.71	0.00
Paydown	09/18/2023	43813KAC6	2,362.53	Honda Auto Receivables Trust 2020-3 A3 0.37% Due 10/18/2024	100.000		2,362.53	3.11	2,365.64	0.00



Transaction Type	Settlement Date	CUSIP	Quantity	Security Description	Price	Acq/Disp Yield	Amount	Interest Pur/Sold	Total Amount	Gain/Loss
DISPOSITIONS										
Paydown	09/20/2023	36265MAC9	8,250.68	GM Financial Auto Lease Trust 2022-1 A3 1.9% Due 3/20/2025	100.000		8,250.68	117.48	8,368.16	0.00
Paydown	09/20/2023	36266FAC3	0.00	GM Financial Auto Lease Trust 2022-2 A3 3.42% Due 6/20/2025	100.000		0.00	142.50	142.50	0.00
Paydown	09/20/2023	92348KAV5	0.00	Verizon Master Trust 2022-5 A1A 3.72% Due 7/20/2027	100.000		0.00	139.50	139.50	0.00
Paydown	09/21/2023	43815GAC3	2,349.76	Honda Auto Receivables Trust 2021-4 A3 0.88% Due 1/21/2026	100.000		2,349.76	26.87	2,376.63	0.00
Paydown	09/21/2023	43815JAC7	0.00	Honda Auto Receivables Owner 2023-1 A3 5.04% Due 4/21/2027	100.000		0.00	168.00	168.00	0.00
Paydown	09/25/2023	05592XAD2	0.00	BMW Vehicle Owner Trust 2023-A A3 5.47% Due 2/25/2028	100.000		0.00	136.75	136.75	0.00
Paydown	09/25/2023	05593AAC3	0.00	BMW Vehicle Lease Trust 2023-1 A3 5.16% Due 11/25/2025	100.000		0.00	86.00	86.00	0.00
Paydown	09/25/2023	05601XAC3	3,899.32	BMW Vehicle Lease Trust 2022-1 A3 1.1% Due 3/25/2025	100.000		3,899.32	23.35	3,922.67	0.00
Paydown	09/25/2023	05602RAD3	0.00	BMW Vehicle Owner Trust 2022-A A3 3.21% Due 8/25/2026	100.000		0.00	107.00	107.00	0.00
Paydown	09/25/2023	09690AAC7	3,238.09	BMW Vehicle Lease Trust 2021-2 A3 0.33% Due 12/26/2024	100.000		3,238.09	2.72	3,240.81	0.00
Paydown	09/25/2023	3137FG6X8	0.00	FHLMC K077 A2 3.85% Due 5/25/2028	100.000		0.00	946.46	946.46	0.00
Subtotal			45,588.30				45,588.30	3,821.10	49,409.40	0.00
Security Withdrawal	09/08/2023	31846V203	741.73	First American Govt Obligation Fund Class Y	1.000		741.73	0.00	741.73	0.00
Subtotal			741.73				741.73	0.00	741.73	0.00
TOTAL DISPOSITIONS			1,133,280.22				1,110,215.74	9,123.79	1,119,339.53	-24,553.99



Transaction Type	Settlement Date	CUSIP	Quantity	Security Description	Price	Acq/Disp Yield	Amount	Interest Pur/Sold	Total Amount	Gain/Loss
OTHER TRANSACTIONS										
Interest	09/03/2023	808513BY0	150,000.00	Charles Schwab Corp Callable Note Cont 2/3/2027 2.45% Due 3/3/2027	0.000		1,837.50	0.00	1,837.50	0.00
Interest	09/09/2023	57636QAW4	95,000.00	MasterCard Inc Callable Note Cont 2/9/28 4.875% Due 3/9/2028	0.000		2,315.63	0.00	2,315.63	0.00
Interest	09/09/2023	931142EX7	50,000.00	Wal-Mart Stores Callable Note Cont 09/09/2027 3.95% Due 9/9/2027	0.000		987.50	0.00	987.50	0.00
Interest	09/10/2023	3130ATS57	275,000.00	FHLB Note 4.5% Due 3/10/2028	0.000		6,187.50	0.00	6,187.50	0.00
Interest	09/11/2023	89114QCB2	135,000.00	Toronto Dominion Bank Note 3.25% Due 3/11/2024	0.000		2,193.75	0.00	2,193.75	0.00
Interest	09/13/2023	3130A2UW4	200,000.00	FHLB Note 2.875% Due 9/13/2024	0.000		2,875.00	0.00	2,875.00	0.00
Interest	09/14/2023	3130A4CH3	225,000.00	FHLB Note 2.375% Due 3/14/2025	0.000		2,671.88	0.00	2,671.88	0.00
Interest	09/15/2023	00440EAS6	140,000.00	Chubb INA Holdings Inc Note 3.15% Due 3/15/2025	0.000		2,205.00	0.00	2,205.00	0.00
Interest	09/15/2023	084664CZ2	115,000.00	Berkshire Hathaway Callable Note Cont 2/15/2027 2.3% Due 3/15/2027	0.000		1,322.50	0.00	1,322.50	0.00
Interest	09/15/2023	09247XAN1	190,000.00	Blackrock Inc Note 3.2% Due 3/15/2027	0.000		3,040.00	0.00	3,040.00	0.00
Interest	09/17/2023	931142ER0	30,000.00	Wal-Mart Stores Callable Note Cont 08/17/2026 1.05% Due 9/17/2026	0.000		157.50	0.00	157.50	0.00
Interest	09/19/2023	30231GBH4	140,000.00	Exxon Mobil Corp Callable Note Cont 2/19/2025 2.992% Due 3/19/2025	0.000		2,094.40	0.00	2,094.40	0.00
Interest	09/23/2023	3137EAEX3	200,000.00	FHLMC Note 0.375% Due 9/23/2025	0.000		375.00	0.00	375.00	0.00
Interest	09/23/2023	4581X0DZ8	190,000.00	Inter-American Dev Bank Note 0.5% Due 9/23/2024	0.000		475.00	0.00	475.00	0.00



Transaction Type	Settlement Date	CUSIP	Quantity	Security Description	Price	Acq/Disp Yield	Amount	Interest Pur/Sold	Total Amount	Gain/Loss
OTHER TRANSACTIONS										
Interest	09/30/2023	91282CBT7	300,000.00	US Treasury Note 0.75% Due 3/31/2026	0.000		1,125.00	0.00	1,125.00	0.00
Interest	09/30/2023	91282CEF4	200,000.00	US Treasury Note 2.5% Due 3/31/2027	0.000		2,500.00	0.00	2,500.00	0.00
Interest	09/30/2023	91282CFM8	150,000.00	US Treasury Note 4.125% Due 9/30/2027	0.000		3,093.75	0.00	3,093.75	0.00
Interest	09/30/2023	91282CGT2	200,000.00	US Treasury Note 3.625% Due 3/31/2028	0.000		3,625.00	0.00	3,625.00	0.00
Subtotal			2,985,000.00				39,081.91	0.00	39,081.91	0.00
Dividend	09/01/2023	31846V203	1,792,580.10	First American Govt Obligation Fund Class Y	0.000		326.83	0.00	326.83	0.00
Subtotal			1,792,580.10				326.83	0.00	326.83	0.00
TOTAL OTHER TRANSACTIONS			4,777,580.10				39,408.74	0.00	39,408.74	0.00



CUSIP	Security Description	Trade Date Settle Date Units	Book Value: Begin Book Value: Acq Book Value: Disp Book Value: End	Prior Accrued Inc. Received Ending Accrued Total Interest	Accr. Of Discount Amort. Of Premium Net Accret/Amort Income Earned	Total Income
FIXED INCOME						
00440EAS6	Chubb INA Holdings Inc Note 3.15% Due 03/15/2025	02/24/2021 02/26/2021 140,000.00	144,896.26 0.00 0.00 144,634.43	2,033.50 2,205.00 196.00 367.50	0.00 261.83 (261.83) 105.67	105.67
023135BW5	Amazon.com Inc Note Due 05/12/2024	05/10/2021 05/12/2021 0.00	94,967.86 0.00 94,968.74 0.00	129.44 137.75 0.00 8.31	0.88 0.00 0.88 9.19	9.19
023135CF1	Amazon.com Inc Callable Note Cont 3/13/2027 3.3% Due 04/13/2027	Various Various 110,000.00	108,798.56 0.00 0.00 108,825.86	1,391.50 0.00 1,694.00 302.50	27.30 0.00 27.30 329.80	329.80
02665WEM9	American Honda Finance Note 5.125% Due 07/07/2028	08/17/2023 08/21/2023 150,000.00	148,686.66 0.00 0.00 148,708.90	1,153.13 0.00 1,793.75 640.62	22.24 0.00 22.24 662.86	662.86
037833CU2	Apple Inc Callable Note Cont 3/11/2024 2.85% Due 05/11/2024	05/17/2019 05/21/2019 150,000.00	150,097.09 0.00 0.00 150,081.92	1,306.25 0.00 1,662.50 356.25	0.00 15.17 (15.17) 341.08	341.08
05592XAD2	BMW Vehicle Owner Trust 2023-A A3 5.47% Due 02/25/2028	07/11/2023 07/18/2023 30,000.00	29,994.88 0.00 0.00 29,995.01	27.35 136.75 27.35 136.75	0.13 0.00 0.13 136.88	136.88
05593AAC3	BMW Vehicle Lease Trust 2023-1 A3 5.16% Due 11/25/2025	02/07/2023 02/15/2023 20,000.00	19,999.64 0.00 0.00 19,999.66	17.20 86.00 17.20 86.00	0.02 0.00 0.02 86.02	86.02
05601XAC3	BMW Vehicle Lease Trust 2022-1 A3 1.1% Due 03/25/2025	01/11/2022 01/19/2022 21,568.33	25,466.66 0.00 3,899.32 21,567.62	4.67 23.35 3.95 22.63	0.28 0.00 0.28 22.91	22.91
05602RAD3	BMW Vehicle Owner Trust 2022-A A3 3.21% Due 08/25/2026	05/10/2022 05/18/2022 40,000.00	39,998.78 0.00 0.00 39,998.84	21.40 107.00 21.40 107.00	0.06 0.00 0.06 107.06	107.06

Small Cities Organized Risk Effort

Account #590

Income Earned

As of September 30, 2023



CUSIP	Security Description	Trade Date Settle Date Units	Book Value: Begin Book Value: Acq Book Value: Disp Book Value: End	Prior Accrued Inc. Received Ending Accrued Total Interest	Accr. Of Discount Amort. Of Premium Net Accret/Amort Income Earned	Total Income
06051GGF0	Bank of America Corp Callable Note 1/20/2027 3.824% Due 01/20/2028	04/24/2023 04/26/2023 100,000.00	95,826.47 0.00 0.00 95,904.62	435.51 0.00 754.18 318.67	78.15 0.00 78.15 396.82	396.82
06051GJD2	Bank of America Corp Callable Note Cont 6/19/2025 1.319% Due 06/19/2026	Various Various 80,000.00	77,803.01 0.00 0.00 77,866.19	211.04 0.00 298.98 87.94	66.85 3.67 63.18 151.12	151.12
06367WB85	Bank of Montreal Note 1.85% Due 05/01/2025	03/24/2021 03/26/2021 150,000.00	151,708.86 0.00 0.00 151,624.54	925.00 0.00 1,156.25 231.25	0.00 84.32 (84.32) 146.93	146.93
084664CZ2	Berkshire Hathaway Callable Note Cont 2/15/2027 2.3% Due 03/15/2027	03/07/2022 03/15/2022 115,000.00	114,984.55 0.00 0.00 114,984.91	1,219.64 1,322.50 117.56 220.42	0.36 0.00 0.36 220.78	220.78
09247XAN1	Blackrock Inc Note 3.2% Due 03/15/2027	01/19/2023 01/23/2023 190,000.00	184,625.36 0.00 0.00 184,750.25	2,803.56 3,040.00 270.22 506.66	124.89 0.00 124.89 631.55	631.55
09690AAC7	BMW Vehicle Lease Trust 2021-2 A3 0.33% Due 12/26/2024	09/08/2021 09/15/2021 6,641.82	9,879.77 0.00 3,238.09 6,641.75	0.54 2.72 0.37 2.55	0.07 0.00 0.07 2.62	2.62
14913R2V8	Caterpillar Financial Service Note 3.4% Due 05/13/2025	05/10/2022 05/13/2022 55,000.00	54,960.49 0.00 0.00 54,962.40	561.00 0.00 716.83 155.83	1.91 0.00 1.91 157.74	157.74
14913R3A3	Caterpillar Financial Service Note 3.6% Due 08/12/2027	08/22/2022 08/24/2022 95,000.00	94,277.79 0.00 0.00 94,292.83	180.50 0.00 465.50 285.00	15.04 0.00 15.04 300.04	300.04
161571HT4	Chase Issuance Trust 23-A1 A 5.16% Due 09/15/2028	09/07/2023 09/15/2023 165,000.00	0.00 164,954.26 0.00 164,954.93	0.00 0.00 378.40 378.40	0.67 0.00 0.67 379.07	379.07



CUSIP	Security Description	Trade Date Settle Date Units	Book Value: Begin Book Value: Acq Book Value: Disp Book Value: End	Prior Accrued Inc. Received Ending Accrued Total Interest	Accr. Of Discount Amort. Of Premium Net Accret/Amort Income Earned	Total Income
30231GBH4	Exxon Mobil Corp Callable Note Cont 2/19/2025 2.992% Due 03/19/2025	01/20/2021 01/22/2021 140,000.00	144,592.09 0.00 0.00 144,335.55	1,884.96 2,094.40 139.63 349.07	0.00 256.54 (256.54) 92.53	92.53
3130A1XJ2	FHLB Note Due 06/14/2024	Various Various 0.00	231,561.36 0.00 231,501.51 0.00	1,414.34 1,616.39 0.00 202.05	0.00 59.85 (59.85) 142.20	142.20
3130A2UW4	FHLB Note 2.875% Due 09/13/2024	Various Various 200,000.00	202,407.02 0.00 0.00 202,215.99	2,683.34 2,875.00 287.50 479.16	0.00 191.03 (191.03) 288.13	288.13
3130A4CH3	FHLB Note 2.375% Due 03/14/2025	03/19/2020 03/20/2020 225,000.00	228,999.46 0.00 0.00 228,785.20	2,478.91 2,671.88 252.34 445.31	0.00 214.26 (214.26) 231.05	231.05
3130ATS57	FHLB Note 4.5% Due 03/10/2028	03/20/2023 03/21/2023 275,000.00	282,377.37 0.00 0.00 282,243.40	5,878.13 6,187.50 721.88 1,031.25	0.00 133.97 (133.97) 897.28	897.28
3130ATUC9	FHLB Note 4.5% Due 12/12/2025	02/08/2023 02/09/2023 300,000.00	301,817.02 0.00 0.00 301,751.58	2,962.50 0.00 4,087.50 1,125.00	0.00 65.44 (65.44) 1,059.56	1,059.56
3130AWMN7	FHLB Note 4.375% Due 06/09/2028	07/26/2023 07/27/2023 200,000.00	200,881.79 0.00 0.00 200,866.61	1,215.28 0.00 1,944.44 729.16	0.00 15.18 (15.18) 713.98	713.98
3133EKWV4	FFCB Note 1.85% Due 07/26/2024	08/13/2019 08/14/2019 150,000.00	150,263.56 0.00 0.00 150,239.53	269.79 0.00 501.04 231.25	0.00 24.03 (24.03) 207.22	207.22
3135G03U5	FNMA Note 0.625% Due 04/22/2025	04/22/2020 04/24/2020 105,000.00	104,928.97 0.00 0.00 104,932.52	235.16 0.00 289.84 54.68	3.55 0.00 3.55 58.23	58.23

Small Cities Organized Risk Effort

Account #590

Income Earned

As of September 30, 2023



CUSIP	Security Description	Trade Date Settle Date Units	Book Value: Begin Book Value: Acq Book Value: Disp Book Value: End	Prior Accrued Inc. Received Ending Accrued Total Interest	Accr. Of Discount Amort. Of Premium Net Accret/Amort Income Earned	Total Income
3135G04Z3	FNMA Note 0.5% Due 06/17/2025	06/17/2020 06/19/2020 260,000.00	259,806.73 0.00 0.00 259,815.58	267.22 0.00 375.56 108.34	8.85 0.00 8.85 117.19	117.19
3135G05X7	FNMA Note 0.375% Due 08/25/2025	08/25/2020 08/27/2020 220,000.00	219,591.32 0.00 0.00 219,608.26	13.75 0.00 82.50 68.75	16.94 0.00 16.94 85.69	85.69
3135G06G3	FNMA Note 0.5% Due 11/07/2025	11/09/2020 11/12/2020 215,000.00	214,662.70 0.00 0.00 214,675.38	340.42 0.00 430.00 89.58	12.68 0.00 12.68 102.26	102.26
3135G0V34	FNMA Note 2.5% Due 02/05/2024	02/27/2019 02/28/2019 125,000.00	124,958.31 0.00 0.00 124,966.28	225.69 0.00 486.11 260.42	7.97 0.00 7.97 268.39	268.39
3135G0W66	FNMA Note 1.625% Due 10/15/2024	11/08/2019 11/12/2019 175,000.00	174,668.97 0.00 0.00 174,693.19	1,074.31 0.00 1,311.28 236.97	24.22 0.00 24.22 261.19	261.19
3135G0X24	FNMA Note 1.625% Due 01/07/2025	Various Various 235,000.00	236,346.74 0.00 0.00 236,264.96	572.82 0.00 891.04 318.22	4.73 86.51 (81.78) 236.44	236.44
3137EAEPO	FHLMC Note 1.5% Due 02/12/2025	02/13/2020 02/14/2020 260,000.00	259,941.86 0.00 0.00 259,945.15	205.83 0.00 530.83 325.00	3.29 0.00 3.29 328.29	328.29
3137EAEU9	FHLMC Note 0.375% Due 07/21/2025	07/21/2020 07/23/2020 140,000.00	139,736.64 0.00 0.00 139,748.11	58.33 0.00 102.08 43.75	11.47 0.00 11.47 55.22	55.22
3137EAEX3	FHLMC Note 0.375% Due 09/23/2025	09/23/2020 09/25/2020 200,000.00	199,751.48 0.00 0.00 199,761.38	329.17 375.00 16.67 62.50	9.90 0.00 9.90 72.40	72.40

Small Cities Organized Risk Effort

Account #590

Income Earned

As of September 30, 2023



CUSIP	Security Description	Trade Date Settle Date Units	Book Value: Begin Book Value: Acq Book Value: Disp Book Value: End	Prior Accrued Inc. Received Ending Accrued Total Interest	Accr. Of Discount Amort. Of Premium Net Accret/Amort Income Earned	Total Income
3137FG6X8	FHLMC K077 A2 3.85% Due 05/25/2028	05/24/2023 05/30/2023 295,000.00	289,863.40 0.00 0.00 289,952.58	189.29 946.46 189.29 946.46	89.18 0.00 89.18 1,035.64	1,035.64
362554AC1	GM Financial Securitized Term 2021-4 A3 0.68% Due 09/16/2026	10/13/2021 10/21/2021 25,867.65	27,440.68 0.00 1,573.34 25,867.37	7.77 15.55 7.33 15.11	0.03 0.00 0.03 15.14	15.14
362585AC5	GM Financial Securitized ART 2022-2 A3 3.1% Due 02/16/2027	04/05/2022 04/13/2022 40,000.00	39,995.02 0.00 0.00 39,995.22	51.67 103.33 51.67 103.33	0.20 0.00 0.20 103.53	103.53
36265MAC9	GM Financial Auto Lease Trust 2022-1 A3 1.9% Due 03/20/2025	02/15/2022 02/23/2022 65,950.13	74,200.62 0.00 8,250.68 65,949.98	43.08 117.48 38.29 112.69	0.04 0.00 0.04 112.73	112.73
36266FAC3	GM Financial Auto Lease Trust 2022-2 A3 3.42% Due 06/20/2025	05/03/2022 05/11/2022 50,000.00	49,997.90 0.00 0.00 49,998.09	52.25 142.50 52.25 142.50	0.19 0.00 0.19 142.69	142.69
380146AC4	GM Financial Auto Receivables 2022-1 A3 1.26% Due 11/16/2026	01/11/2022 01/19/2022 24,771.54	24,998.89 0.00 228.46 24,770.49	13.13 26.25 13.01 26.13	0.06 0.00 0.06 26.19	26.19
43813KAC6	Honda Auto Receivables Trust 2020-3 A3 0.37% Due 10/18/2024	09/22/2020 09/29/2020 7,724.17	10,086.60 0.00 2,362.53 7,724.12	1.35 3.11 1.03 2.79	0.05 0.00 0.05 2.84	2.84
43815BAC4	Honda Auto Receivables Trust 2022-1 A3 1.88% Due 05/15/2026	02/15/2022 02/23/2022 65,000.00	64,994.83 0.00 0.00 64,995.08	54.31 101.83 54.31 101.83	0.25 0.00 0.25 102.08	102.08
43815GAC3	Honda Auto Receivables Trust 2021-4 A3 0.88% Due 01/21/2026	11/16/2021 11/24/2021 34,285.56	36,631.81 0.00 2,349.76 34,282.46	8.96 26.87 8.38 26.29	0.41 0.00 0.41 26.70	26.70

Small Cities Organized Risk Effort

Account #590

Income Earned

As of September 30, 2023



CUSIP	Security Description	Trade Date Settle Date Units	Book Value: Begin Book Value: Acq Book Value: Disp Book Value: End	Prior Accrued Inc. Received Ending Accrued Total Interest	Accr. Of Discount Amort. Of Premium Net Accret/Amort Income Earned	Total Income
43815JAC7	Honda Auto Receivables Owner 2023-1 A3 5.04% Due 04/21/2027	02/16/2023 02/24/2023 40,000.00	39,993.79 0.00 0.00 39,993.98	56.00 168.00 56.00 168.00	0.19 0.00 0.19 168.19	168.19
438516BL9	Honeywell Intl Callable Note 08/01/2026 2.5% Due 11/01/2026	12/15/2022 12/19/2022 180,000.00	170,362.26 0.00 0.00 170,612.16	1,500.00 0.00 1,875.00 375.00	249.90 0.00 249.90 624.90	624.90
438516CJ3	Honeywell Intl Callable Note Cont 01/15/2028 4.95% Due 02/15/2028	02/13/2023 02/15/2023 180,000.00	183,592.05 0.00 0.00 183,524.57	396.00 0.00 1,138.50 742.50	0.00 67.48 (67.48) 675.02	675.02
448977AD0	Hyundai Auto Receivables Trust 2022-A A3 2.22% Due 10/15/2026	03/09/2022 03/16/2022 35,000.00	34,999.26 0.00 0.00 34,999.29	34.53 64.75 34.53 64.75	0.03 0.00 0.03 64.78	64.78
44933LAC7	Hyundai Auto Receivables Trust 2021-A A3 0.38% Due 09/15/2025	04/20/2021 04/28/2021 21,722.29	24,277.32 0.00 2,555.62 21,721.82	4.10 7.69 3.67 7.26	0.12 0.00 0.12 7.38	7.38
44934KAC8	Hyundai Auto Receivables Trust 2021-B A3 0.38% Due 01/15/2026	07/20/2021 07/28/2021 67,795.86	73,850.68 0.00 6,060.23 67,791.29	12.47 23.39 11.45 22.37	0.84 0.00 0.84 23.21	23.21
44935FAD6	Hyundai Auto Receivables Trust 2021-C A3 0.74% Due 05/15/2026	11/09/2021 11/17/2021 25,706.02	27,512.89 0.00 1,809.54 25,703.67	9.05 16.97 8.45 16.37	0.32 0.00 0.32 16.69	16.69
4581X0DZ8	Inter-American Dev Bank Note 0.5% Due 09/23/2024	09/15/2021 09/23/2021 190,000.00	189,950.23 0.00 0.00 189,954.07	416.94 475.00 21.11 79.17	3.84 0.00 3.84 83.01	83.01
4581X0EE4	Inter-American Dev Bank Note 3.25% Due 07/01/2024	06/22/2022 07/01/2022 85,000.00	84,996.47 0.00 0.00 84,996.81	460.42 0.00 690.63 230.21	0.34 0.00 0.34 230.55	230.55

Small Cities Organized Risk Effort

Account #590

Income Earned

As of September 30, 2023



CUSIP	Security Description	Trade Date Settle Date Units	Book Value: Begin Book Value: Acq Book Value: Disp Book Value: End	Prior Accrued Inc. Received Ending Accrued Total Interest	Accr. Of Discount Amort. Of Premium Net Accret/Amort Income Earned	Total Income
459058JB0	Intl. Bank Recon & Development Note 0.625% Due 04/22/2025	04/15/2020 04/22/2020 130,000.00	129,834.96 0.00 0.00 129,843.23	291.15 0.00 358.85 67.70	8.27 0.00 8.27 75.97	75.97
459058JL8	Intl. Bank Recon & Development Note 0.5% Due 10/28/2025	10/21/2020 10/28/2020 180,000.00	179,912.22 0.00 0.00 179,915.57	307.50 0.00 382.50 75.00	3.35 0.00 3.35 78.35	78.35
45950KDD9	International Finance Corp Note 4.5% Due 07/13/2028	07/06/2023 07/13/2023 85,000.00	84,908.23 0.00 0.00 84,909.78	510.00 0.00 828.75 318.75	1.55 0.00 1.55 320.30	320.30
46647PBK1	JP Morgan Chase & Co Callable Note Cont 4/22/2025 2.083% Due 04/22/2026	09/16/2021 09/20/2021 50,000.00	50,729.09 0.00 0.00 50,692.57	373.20 0.00 460.00 86.80	0.00 36.52 (36.52) 50.28	50.28
46647PDG8	JP Morgan Chase & Co Callable Note Cont 7/25/2027 4.851% Due 07/25/2028	08/04/2023 08/08/2023 110,000.00	108,381.61 0.00 0.00 108,408.75	533.61 0.00 978.29 444.68	27.14 0.00 27.14 471.82	471.82
47787JAC2	John Deere Owner Trust 2022-A A3 2.32% Due 09/16/2026	03/10/2022 03/16/2022 50,000.00	49,993.56 0.00 0.00 49,993.82	51.56 96.67 51.56 96.67	0.26 0.00 0.26 96.93	96.93
47787NAC3	John Deere Owner Trust 2020-B A3 0.51% Due 11/15/2024	07/14/2020 07/22/2020 352.06	668.72 0.00 316.67 352.06	0.15 0.28 0.08 0.21	0.01 0.00 0.01 0.22	0.22
47788UAC6	John Deere Owner Trust 2021-A A3 0.36% Due 09/15/2025	03/02/2021 03/10/2021 19,444.78	21,474.90 0.00 2,031.40 19,443.70	3.44 6.44 3.11 6.11	0.20 0.00 0.20 6.31	6.31
47789QAC4	John Deere Owner Trust 2021-B A3 0.52% Due 03/16/2026	07/13/2021 07/21/2021 36,915.66	38,850.82 0.00 1,936.62 36,914.35	8.98 16.84 8.53 16.39	0.15 0.00 0.15 16.54	16.54

Small Cities Organized Risk Effort

Income Earned



Account #590

As of September 30, 2023

CUSIP	Security Description	Trade Date Settle Date Units	Book Value: Begin Book Value: Acq Book Value: Disp Book Value: End	Prior Accrued Inc. Received Ending Accrued Total Interest	Accr. Of Discount Amort. Of Premium Net Accret/Amort Income Earned	Total Income
477920AC6	John Deere Owner Trust 2023-B A3 5.18% Due 03/15/2028	06/21/2023 06/28/2023 50,000.00	49,992.07 0.00 0.00 49,992.26	115.11 215.83 115.11 215.83	0.19 0.00 0.19 216.02	216.02
47800AAC4	John Deere Owner Trust 2022-B A3 3.74% Due 02/16/2027	07/12/2022 07/20/2022 50,000.00	49,996.72 0.00 0.00 49,996.83	83.11 155.83 83.11 155.83	0.11 0.00 0.11 155.94	155.94
47800CAC0	John Deere Owner Trust 2023-A A3 5.01% Due 11/15/2027	02/22/2023 03/02/2023 75,000.00	74,987.79 0.00 0.00 74,988.03	167.00 313.13 167.00 313.13	0.24 0.00 0.24 313.37	313.37
57636QAW4	MasterCard Inc Callable Note Cont 2/9/28 4.875% Due 03/09/2028	03/06/2023 03/09/2023 95,000.00	94,916.73 0.00 0.00 94,918.24	2,212.71 2,315.63 283.02 385.94	1.51 0.00 1.51 387.45	387.45
58768PAC8	Mercedes-Benz Auto Receivables 2022-1 A3 5.21% Due 08/16/2027	11/15/2022 11/22/2022 120,000.00	119,981.55 0.00 0.00 119,982.11	277.87 521.00 277.87 521.00	0.56 0.00 0.56 521.56	521.56
58769KAD6	Mercedes-Benz Auto Lease Trust 2021-B A3 0.4% Due 11/15/2024	06/22/2021 06/29/2021 23,508.04	29,268.37 0.00 5,760.65 23,507.84	5.20 9.76 4.18 8.74	0.12 0.00 0.12 8.86	8.86
58770AAC7	Mercedes-Benz Auto Receivable 2023-1 A3 4.51% Due 11/15/2027	01/18/2023 01/25/2023 30,000.00	29,997.02 0.00 0.00 29,997.11	60.13 112.75 60.13 112.75	0.09 0.00 0.09 112.84	112.84
61772BAB9	Morgan Stanley Callable Note Cont 5/4/2026 1.593% Due 05/04/2027	Various Various 150,000.00	137,880.58 0.00 0.00 138,151.70	776.59 0.00 975.71 199.12	271.12 0.00 271.12 470.24	470.24
63743HFE7	National Rural Utilities Note 3.45% Due 06/15/2025	Various Various 85,000.00	84,856.74 0.00 0.00 84,863.33	619.09 0.00 863.46 244.37	6.59 0.00 6.59 250.96	250.96

Small Cities Organized Risk Effort

Account #590

Income Earned

As of September 30, 2023



CUSIP	Security Description	Trade Date Settle Date Units	Book Value: Begin Book Value: Acq Book Value: Disp Book Value: End	Prior Accrued Inc. Received Ending Accrued Total Interest	Accr. Of Discount Amort. Of Premium Net Accret/Amort Income Earned	Total Income
74340XBN0	Prologis LP Callable Note Cont 2/15/2027 2.125% Due 04/15/2027	11/09/2022 11/14/2022 160,000.00	144,433.02 0.00 0.00 144,786.28	1,284.44 0.00 1,567.78 283.34	353.26 0.00 353.26 636.60	636.60
74456QBU9	Public Service EI & Gas Callable Note Cont 02/01/28 3.7% Due 05/01/2028	09/06/2023 09/08/2023 200,000.00	0.00 188,558.00 0.00 188,713.08	0.00 (2,610.56) 3,083.33 472.77	155.08 0.00 155.08 627.85	627.85
747525AF0	Qualcomm Inc Callable Note Cont 2/20/2025 3.45% Due 05/20/2025	05/27/2020 05/29/2020 140,000.00	145,414.15 0.00 0.00 145,155.10	1,355.08 0.00 1,757.58 402.50	0.00 259.05 (259.05) 143.45	143.45
756109BG8	Realty Income Corp Calllable Note Cont 5/15/2027 3.95% Due 08/15/2027	01/05/2023 01/09/2023 200,000.00	193,472.33 0.00 0.00 193,607.95	351.11 0.00 1,009.44 658.33	135.62 0.00 135.62 793.95	793.95
78015K7H1	Royal Bank of Canada Note 1.15% Due 06/10/2025	12/22/2021 12/27/2021 150,000.00	149,275.43 0.00 0.00 149,308.98	388.13 0.00 531.88 143.75	33.55 0.00 33.55 177.30	177.30
79466LAG9	Salesforce.com Inc Callable Note Cont 7/15/2022 Due 07/15/2024	06/29/2021 07/12/2021 0.00	24,996.31 0.00 24,996.39 0.00	19.97 23.00 0.00 3.03	0.08 0.00 0.08 3.11	3.11
808513BY0	Charles Schwab Corp Callable Note Cont 2/3/2027 2.45% Due 03/03/2027	Various Various 150,000.00	148,376.14 0.00 0.00 148,414.22	1,817.08 1,837.50 285.84 306.26	38.08 0.00 38.08 344.34	344.34
857477BR3	State Street Bank Callable Note Cont 2/6/2025 1.746% Due 02/06/2026	02/02/2022 02/07/2022 40,000.00	40,000.00 0.00 0.00 40,000.00	48.50 0.00 106.70 58.20	0.00 0.00 0.00 58.20	58.20
87612EBM7	Target Corp Callable Note Cont 12/15/2026 1.95% Due 01/15/2027	01/19/2022 01/24/2022 70,000.00	69,919.31 0.00 0.00 69,921.28	174.42 0.00 288.17 113.75	1.97 0.00 1.97 115.72	115.72

Small Cities Organized Risk Effort

Account #590

Income Earned

As of September 30, 2023



CUSIP	Security Description	Trade Date Settle Date Units	Book Value: Begin Book Value: Acq Book Value: Disp Book Value: End	Prior Accrued Inc. Received Ending Accrued Total Interest	Accr. Of Discount Amort. Of Premium Net Accret/Amort Income Earned	Total Income
89114QCB2	Toronto Dominion Bank Note 3.25% Due 03/11/2024	03/26/2019 03/28/2019 135,000.00	135,194.47 0.00 0.00 135,164.09	2,071.88 2,193.75 243.75 365.62	0.00 30.38 (30.38) 335.24	335.24
89236TJK2	Toyota Motor Credit Corp Note 1.125% Due 06/18/2026	06/15/2021 06/18/2021 130,000.00	129,968.02 0.00 0.00 129,968.96	296.56 0.00 418.44 121.88	0.94 0.00 0.94 122.82	122.82
89237VAB5	Toyota Auto Receivables Trust 2020-C A3 0.44% Due 10/15/2024	07/21/2020 07/27/2020 1,027.23	3,033.67 0.00 2,006.50 1,027.21	0.59 1.11 0.20 0.72	0.04 0.00 0.04 0.76	0.76
89238FAD5	Toyota Auto Receivables OT 2022-B A3 2.93% Due 09/15/2026	04/07/2022 04/13/2022 45,000.00	44,999.40 0.00 0.00 44,999.42	58.60 109.88 58.60 109.88	0.02 0.00 0.02 109.90	109.90
89240BAC2	Toyota Auto Receivables Owners 2021-A A3 0.26% Due 05/15/2025	02/02/2021 02/08/2021 8,393.28	9,601.86 0.00 1,208.89 8,393.05	1.11 2.08 0.97 1.94	0.08 0.00 0.08 2.02	2.02
9128283F5	US Treasury Note 2.25% Due 11/15/2027	01/05/2023 01/06/2023 200,000.00	186,904.17 0.00 0.00 187,159.95	1,332.88 0.00 1,699.73 366.85	255.78 0.00 255.78 622.63	622.63
9128283J7	US Treasury Note 2.125% Due 11/30/2024	Various Various 275,000.00	276,192.51 0.00 0.00 276,114.05	1,484.89 0.00 1,963.88 478.99	0.00 78.46 (78.46) 400.53	400.53
9128283W8	US Treasury Note 2.75% Due 02/15/2028	03/08/2023 03/09/2023 230,000.00	215,235.60 0.00 0.00 215,507.67	292.19 0.00 807.81 515.62	272.07 0.00 272.07 787.69	787.69
912828J27	US Treasury Note 2% Due 02/15/2025	03/04/2020 03/05/2020 175,000.00	178,214.31 0.00 0.00 178,033.39	161.68 0.00 447.01 285.33	0.00 180.92 (180.92) 104.41	104.41



CUSIP	Security Description	Trade Date Settle Date Units	Book Value: Begin Book Value: Acq Book Value: Disp Book Value: End	Prior Accrued Inc. Received Ending Accrued Total Interest	Accr. Of Discount Amort. Of Premium Net Accret/Amort Income Earned	Total Income
912828V98	US Treasury Note 2.25% Due 02/15/2027	02/06/2023 02/07/2023 200,000.00	189,420.81 0.00 0.00 189,672.10	207.88 0.00 574.73 366.85	251.29 0.00 251.29 618.14	618.14
912828WJ5	US Treasury Note Due 05/15/2024	06/10/2019 06/11/2019 0.00	150,590.63 0.00 150,542.37 0.00	1,110.73 1,324.73 0.00 214.00	0.00 48.26 (48.26) 165.74	165.74
912828YH7	US Treasury Note Due 09/30/2024	Various Various 0.00	299,445.39 0.00 299,480.50 0.00	1,893.44 2,200.82 0.00 307.38	35.11 0.00 35.11 342.49	342.49
912828ZC7	US Treasury Note 1.125% Due 02/28/2025	03/19/2020 03/20/2020 50,000.00	50,299.96 0.00 0.00 50,283.48	1.55 0.00 47.91 46.36	0.00 16.48 (16.48) 29.88	29.88
91282CAZ4	US Treasury Note 0.375% Due 11/30/2025	12/29/2020 12/30/2020 300,000.00	300,042.86 0.00 0.00 300,041.29	285.86 0.00 378.07 92.21	0.00 1.57 (1.57) 90.64	90.64
91282CBC4	US Treasury Note 0.375% Due 12/31/2025	01/27/2021 01/28/2021 125,000.00	124,944.47 0.00 0.00 124,946.42	80.25 0.00 118.46 38.21	1.95 0.00 1.95 40.16	40.16
91282CBT7	US Treasury Note 0.75% Due 03/31/2026	03/30/2021 03/31/2021 300,000.00	298,760.68 0.00 0.00 298,800.15	946.72 1,125.00 6.15 184.43	39.47 0.00 39.47 223.90	223.90
91282CBW0	US Treasury Note 0.75% Due 04/30/2026	04/29/2021 04/30/2021 150,000.00	149,472.89 0.00 0.00 149,489.16	379.08 0.00 470.79 91.71	16.27 0.00 16.27 107.98	107.98
91282CCP4	US Treasury Note 0.625% Due 07/31/2026	08/10/2021 08/11/2021 125,000.00	124,304.43 0.00 0.00 124,324.04	67.93 0.00 131.62 63.69	19.61 0.00 19.61 83.30	83.30



CUSIP	Security Description	Trade Date Settle Date Units	Book Value: Begin Book Value: Acq Book Value: Disp Book Value: End	Prior Accrued Inc. Received Ending Accrued Total Interest	Accr. Of Discount Amort. Of Premium Net Accret/Amort Income Earned	Total Income
91282CCV1	US Treasury Note 1.125% Due 08/31/2028	09/21/2023 09/22/2023 250,000.00	0.00 211,376.95 0.00 211,569.53	0.00 (169.99) 239.53 69.54	192.58 0.00 192.58 262.12	262.12
91282CCW9	US Treasury Note 0.75% Due 08/31/2026	Various Various 350,000.00	347,697.80 0.00 0.00 347,760.87	7.21 0.00 223.56 216.35	63.07 0.00 63.07 279.42	279.42
91282CDG3	US Treasury Note 1.125% Due 10/31/2026	Various Various 325,000.00	323,633.88 0.00 0.00 323,669.32	1,232.01 0.00 1,530.06 298.05	35.44 0.00 35.44 333.49	333.49
91282CEF4	US Treasury Note 2.5% Due 03/31/2027	09/27/2022 09/28/2022 200,000.00	188,665.55 0.00 0.00 188,925.72	2,103.83 2,500.00 13.66 409.83	260.17 0.00 260.17 670.00	670.00
91282CEN7	US Treasury Note 2.75% Due 04/30/2027	Various Various 340,000.00	334,144.75 0.00 0.00 334,276.13	3,150.54 0.00 3,912.77 762.23	131.38 0.00 131.38 893.61	893.61
91282CEW7	US Treasury Note 3.25% Due 06/30/2027	08/03/2022 08/04/2022 175,000.00	176,920.93 0.00 0.00 176,879.71	973.68 0.00 1,437.33 463.65	0.00 41.22 (41.22) 422.43	422.43
91282CFH9	US Treasury Note 3.125% Due 08/31/2027	09/08/2022 09/09/2022 120,000.00	118,949.15 0.00 0.00 118,970.74	10.30 0.00 319.37 309.07	21.59 0.00 21.59 330.66	330.66
91282CFM8	US Treasury Note 4.125% Due 09/30/2027	10/28/2022 10/31/2022 150,000.00	149,610.90 0.00 0.00 149,618.73	2,603.48 3,093.75 16.91 507.18	7.83 0.00 7.83 515.01	515.01
91282CFP1	US Treasury Note 4.25% Due 10/15/2025	12/15/2022 12/16/2022 220,000.00	220,998.38 0.00 0.00 220,959.73	3,550.96 0.00 4,317.35 766.39	0.00 38.65 (38.65) 727.74	727.74



CUSIP	Security Description	Trade Date Settle Date Units	Book Value: Begin Book Value: Acq Book Value: Disp Book Value: End	Prior Accrued Inc. Received Ending Accrued Total Interest	Accr. Of Discount Amort. Of Premium Net Accret/Amort Income Earned	Total Income
91282CFU0	US Treasury Note 4.125% Due 10/31/2027	12/15/2022 12/16/2022 220,000.00	223,723.06 0.00 0.00 223,649.62	3,057.88 0.00 3,797.69 739.81	0.00 73.44 (73.44) 666.37	666.37
91282CGC9	US Treasury Note 3.875% Due 12/31/2027	01/19/2023 01/20/2023 180,000.00	182,777.78 0.00 0.00 182,725.10	1,194.09 0.00 1,762.70 568.61	0.00 52.68 (52.68) 515.93	515.93
91282CGH8	US Treasury Note 3.5% Due 01/31/2028	02/27/2023 02/28/2023 220,000.00	213,832.38 0.00 0.00 213,947.09	669.57 0.00 1,297.28 627.71	114.71 0.00 114.71 742.42	742.42
91282CGT2	US Treasury Note 3.625% Due 03/31/2028	06/28/2023 06/29/2023 200,000.00	196,478.47 0.00 0.00 196,541.61	3,050.55 3,625.00 19.81 594.26	63.14 0.00 63.14 657.40	657.40
91282CHA2	US Treasury Note 3.5% Due 04/30/2028	05/15/2023 05/16/2023 220,000.00	220,258.60 0.00 0.00 220,254.04	2,594.57 0.00 3,222.28 627.71	0.00 4.56 (4.56) 623.15	623.15
91282CHE4	US Treasury Note 3.625% Due 05/31/2028	06/15/2023 06/16/2023 180,000.00	177,482.12 0.00 0.00 177,525.68	1,657.99 0.00 2,192.83 534.84	43.56 0.00 43.56 578.40	578.40
91282CHQ7	US Treasury Note 4.125% Due 07/31/2028	09/25/2023 09/26/2023 220,000.00	0.00 215,342.19 0.00 215,355.35	0.00 (1,405.64) 1,528.94 123.30	13.16 0.00 13.16 136.46	136.46
91282CHX2	US Treasury Note 4.375% Due 08/31/2028	09/28/2023 09/29/2023 150,000.00	0.00 148,160.16 0.00 148,162.21	0.00 (522.84) 558.89 36.05	2.05 0.00 2.05 38.10	38.10
91324PEC2	United Health Group Inc Callable Note Cont 4/15/2026 1.15% Due 05/15/2026	Various Various 175,000.00	173,782.13 0.00 0.00 173,819.10	592.57 0.00 760.27 167.70	38.62 1.65 36.97 204.67	204.67



CUSIP	Security Description	Trade Date Settle Date Units	Book Value: Begin Book Value: Acq Book Value: Disp Book Value: End	Prior Accrued Inc. Received Ending Accrued Total Interest	Accr. Of Discount Amort. Of Premium Net Accret/Amort Income Earned	Total Income
92348KAV5	Verizon Master Trust 2022-5 A1A 3.72% Due 07/20/2027	08/02/2022 08/11/2022 45,000.00	44,998.77 0.00 0.00 44,998.83	51.15 139.50 51.15 139.50	0.06 0.00 0.06 139.56	139.56
931142ERO	Wal-Mart Stores Callable Note Cont 08/17/2026 1.05% Due 09/17/2026	09/08/2021 09/17/2021 30,000.00	29,965.47 0.00 0.00 29,966.40	143.50 157.50 12.25 26.25	0.93 0.00 0.93 27.18	27.18
931142EX7	Wal-Mart Stores Callable Note Cont 09/09/2027 3.95% Due 09/09/2027	Various 09/09/2022 50,000.00	49,936.53 0.00 0.00 49,937.82	943.61 987.50 120.70 164.59	1.29 0.00 1.29 165.88	165.88
Total Fixed Income			15,165,011.93 928,391.56 847,077.81 15,247,692.31	87,938.94 43,496.67 75,515.01 31,072.74	3,709.75 2,343.12 1,366.63 32,439.37	32,439.37
CASH & EQUIVALENT						
3130AJHU6	FHLB Note 0.5% Due 04/14/2025	06/04/2020 06/05/2020 150,000.00	149,933.64 0.00 0.00 149,937.01	285.42 0.00 347.92 62.50	3.37 0.00 3.37 65.87	65.87
31846V203	First American Govt Obligation Fund Class Y	Various Various 35,783.09	98,569.06 224,905.95 287,691.92 35,783.09	0.00 326.83 0.00 326.83	0.00 0.00 0.00 326.83	326.83
Total Cash & Equivalent			248,502.70 224,905.95 287,691.92 185,783.09	285.42 326.83 347.92 389.33	3.37 0.00 3.37 392.70	392.70
TOTAL PORTFOLIO			15,413,514.63 1,153,297.51 1,134,769.73 15,582,457.51	88,224.36 43,823.50 75,862.93 31,462.07	3,713.12 2,343.12 1,370.00 32,832.07	32,832.07

Cash Flow Report

As of September 30, 2023



Payment Date	Transaction Type	CUSIP	Quantity	Security Description	Principal Amount	Income	Total Amount
10/13/2023	Interest	023135CF1	110,000.00	Amazon.com Inc Callable Note Cont 3/13/2027 3.3% Due 4/13/2027	0.00	1,815.00	1,815.00
10/14/2023	Interest	3130AJHU6	150,000.00	FHLB Note 0.5% Due 4/14/2025	0.00	375.00	375.00
10/15/2023	Interest	74340XBN0	160,000.00	Prologis LP Callable Note Cont 2/15/2027 2.125% Due 4/15/2027	0.00	1,700.00	1,700.00
10/15/2023	Interest	91282CFP1	220,000.00	US Treasury Note 4.25% Due 10/15/2025	0.00	4,675.00	4,675.00
10/15/2023	Interest	3135G0W66	175,000.00	FNMA Note 1.625% Due 10/15/2024	0.00	1,421.88	1,421.88
10/15/2023	Paydown	44935FAD6	25,706.02	Hyundai Auto Receivables Trust 2021-C A3 0.74% Due 5/15/2026	1,604.62	15.85	1,620.47
10/15/2023	Paydown	47787JAC2	50,000.00	John Deere Owner Trust 2022-A A3 2.32% Due 9/16/2026	2,052.75	96.67	2,149.42
10/15/2023	Paydown	47788UAC6	19,444.78	John Deere Owner Trust 2021-A A3 0.36% Due 9/15/2025	1,492.84	5.83	1,498.67
10/15/2023	Paydown	44934KAC8	67,795.86	Hyundai Auto Receivables Trust 2021-B A3 0.38% Due 1/15/2026	5,646.81	21.47	5,668.28
10/15/2023	Paydown	477920AC6	50,000.00	John Deere Owner Trust 2023-B A3 5.18% Due 3/15/2028	0.00	215.83	215.83
10/15/2023	Paydown	47800CAC0	75,000.00	John Deere Owner Trust 2023-A A3 5.01% Due 11/15/2027	1,351.99	313.13	1,665.12
10/15/2023	Paydown	58768PAC8	120,000.00	Mercedes-Benz Auto Receivables 2022-1 A3 5.21% Due 8/16/2027	0.00	521.00	521.00
10/15/2023	Paydown	43815BAC4	65,000.00	Honda Auto Receivables Trust 2022-1 A3 1.88% Due 5/15/2026	3,116.74	101.83	3,218.57
10/15/2023	Paydown	47800AAC4	50,000.00	John Deere Owner Trust 2022-B A3 3.74% Due 2/16/2027	0.00	155.83	155.83
10/15/2023	Paydown	58769KAD6	23,508.04	Mercedes-Benz Auto Lease Trust 2021-B A3 0.4% Due 11/15/2024	5,876.20	7.84	5,884.04
10/15/2023	Paydown	161571HT4	165,000.00	Chase Issuance Trust 23-A1 A 5.16% Due 9/15/2028	0.00	709.50	709.50
10/15/2023	Paydown	448977AD0	35,000.00	Hyundai Auto Receivables Trust 2022-A A3 2.22% Due 10/15/2026	0.00	64.75	64.75

Cash Flow Report

As of September 30, 2023



Payment Date	Transaction Type	CUSIP	Quantity	Security Description	Principal Amount	Income	Total Amount
10/15/2023	Paydown	44933LAC7	21,722.29	Hyundai Auto Receivables Trust 2021-A A3 0.38% Due 9/15/2025	2,712.20	6.88	2,719.08
10/15/2023	Paydown	47787NAC3	352.06	John Deere Owner Trust 2020-B A3 0.51% Due 11/15/2024	87.96	0.15	88.11
10/15/2023	Paydown	47789QAC4	36,915.66	John Deere Owner Trust 2021-B A3 0.52% Due 3/16/2026	2,049.27	16.00	2,065.27
10/15/2023	Paydown	58770AAC7	30,000.00	Mercedes-Benz Auto Receivable 2023-1 A3 4.51% Due 11/15/2027	0.00	112.75	112.75
10/15/2023	Paydown	89237VAB5	1,027.23	Toyota Auto Receivables Trust 2020-C A3 0.44% Due 10/15/2024	78.84	0.38	79.22
10/15/2023	Paydown	89238FAD5	45,000.00	Toyota Auto Receivables OT 2022-B A3 2.93% Due 9/15/2026	0.00	109.88	109.88
10/15/2023	Paydown	89240BAC2	8,393.28	Toyota Auto Receivables Owners 2021-A A3 0.26% Due 5/15/2025	1,397.74	1.82	1,399.56
10/16/2023	Paydown	362585AC5	40,000.00	GM Financial Securitized ART 2022-2 A3 3.1% Due 2/16/2027	0.00	103.33	103.33
10/16/2023	Paydown	362554AC1	25,867.65	GM Financial Securitized Term 2021-4 A3 0.68% Due 9/16/2026	1,434.24	14.66	1,448.90
10/16/2023	Paydown	380146AC4	24,771.54	GM Financial Auto Receivables 2022-1 A3 1.26% Due 11/16/2026	1,187.79	26.01	1,213.80
10/18/2023	Paydown	43813KAC6	7,724.17	Honda Auto Receivables Trust 2020-3 A3 0.37% Due 10/18/2024	3,861.49	2.38	3,863.87
10/20/2023	Paydown	36266FAC3	50,000.00	GM Financial Auto Lease Trust 2022-2 A3 3.42% Due 6/20/2025	0.00	142.50	142.50
10/20/2023	Paydown	92348KAV5	45,000.00	Verizon Master Trust 2022-5 A1A 3.72% Due 7/20/2027	0.00	139.50	139.50
10/20/2023	Paydown	36265MAC9	65,950.13	GM Financial Auto Lease Trust 2022-1 A3 1.9% Due 3/20/2025	9,298.28	104.42	9,402.70
10/21/2023	Paydown	43815GAC3	34,285.56	Honda Auto Receivables Trust 2021-4 A3 0.88% Due 1/21/2026	2,013.04	25.14	2,038.18
10/21/2023	Paydown	43815JAC7	40,000.00	Honda Auto Receivables Owner 2023-1 A3 5.04% Due 4/21/2027	0.00	168.00	168.00
10/22/2023	Interest	46647PBK1	50,000.00	JP Morgan Chase & Co Callable Note Cont 4/22/2025 2.083% Due 4/22/2026	0.00	520.75	520.75

Cash Flow Report

As of September 30, 2023



Payment Date	Transaction Type	CUSIP	Quantity	Security Description	Principal Amount	Income	Total Amount
10/22/2023	Interest	3135G03U5	105,000.00	FNMA Note 0.625% Due 4/22/2025	0.00	328.13	328.13
10/22/2023	Interest	459058JB0	130,000.00	Intl. Bank Recon & Development Note 0.625% Due 4/22/2025	0.00	406.25	406.25
10/25/2023	Paydown	05592XAD2	30,000.00	BMW Vehicle Owner Trust 2023-A A3 5.47% Due 2/25/2028	0.00	136.75	136.75
10/25/2023	Paydown	05601XAC3	21,568.33	BMW Vehicle Lease Trust 2022-1 A3 1.1% Due 3/25/2025	3,555.53	19.77	3,575.30
10/25/2023	Paydown	05602RAD3	40,000.00	BMW Vehicle Owner Trust 2022-A A3 3.21% Due 8/25/2026	4,240.39	107.00	4,347.39
10/25/2023	Paydown	09690AAC7	6,641.82	BMW Vehicle Lease Trust 2021-2 A3 0.33% Due 12/26/2024	2,213.40	1.83	2,215.23
10/25/2023	Paydown	05593AAC3	20,000.00	BMW Vehicle Lease Trust 2023-1 A3 5.16% Due 11/25/2025	0.00	86.00	86.00
10/25/2023	Paydown	3137FG6X8	295,000.00	FHLMC K077 A2 3.85% Due 5/25/2028	4,755.14	946.46	5,701.60
10/28/2023	Interest	459058JL8	180,000.00	Intl. Bank Recon & Development Note 0.5% Due 10/28/2025	0.00	450.00	450.00
10/31/2023	Interest	91282CDG3	325,000.00	US Treasury Note 1.125% Due 10/31/2026	0.00	1,828.13	1,828.13
10/31/2023	Interest	91282CEN7	340,000.00	US Treasury Note 2.75% Due 4/30/2027	0.00	4,675.00	4,675.00
10/31/2023	Interest	91282CBW0	150,000.00	US Treasury Note 0.75% Due 4/30/2026	0.00	562.50	562.50
10/31/2023	Interest	91282CHA2	220,000.00	US Treasury Note 3.5% Due 4/30/2028	0.00	3,850.00	3,850.00
10/31/2023	Interest	91282CFU0	220,000.00	US Treasury Note 4.125% Due 10/31/2027	0.00	4,537.50	4,537.50
OCT 2023					60,027.26	31,646.28	91,673.54
11/01/2023	Interest	74456QBU9	200,000.00	Public Service El & Gas Callable Note Cont 02/01/28 3.7% Due 5/1/2028	0.00	3,700.00	3,700.00
11/01/2023	Interest	438516BL9	180,000.00	Honeywell Intl Callable Note 08/01/2026 2.5% Due 11/1/2026	0.00	2,250.00	2,250.00

Cash Flow Report

As of September 30, 2023



Payment Date	Transaction Type	CUSIP	Quantity	Security Description	Principal Amount	Income	Total Amount
11/01/2023	Interest	06367WB85	150,000.00	Bank of Montreal Note 1.85% Due 5/1/2025	0.00	1,387.50	1,387.50
11/04/2023	Interest	61772BAB9	150,000.00	Morgan Stanley Callable Note Cont 5/4/2026 1.593% Due 5/4/2027	0.00	1,194.76	1,194.76
11/07/2023	Interest	3135G06G3	215,000.00	FNMA Note 0.5% Due 11/7/2025	0.00	537.50	537.50
11/11/2023	Interest	037833CU2	150,000.00	Apple Inc Callable Note Cont 3/11/2024 2.85% Due 5/11/2024	0.00	2,137.50	2,137.50
11/13/2023	Interest	14913R2V8	55,000.00	Caterpillar Financial Service Note 3.4% Due 5/13/2025	0.00	935.00	935.00
11/15/2023	Interest	91324PEC2	175,000.00	United Health Group Inc Callable Note Cont 4/15/2026 1.15% Due 5/15/2026	0.00	1,006.25	1,006.25
11/15/2023	Interest	9128283F5	200,000.00	US Treasury Note 2.25% Due 11/15/2027	0.00	2,250.00	2,250.00
11/15/2023	Paydown	448977AD0	35,000.00	Hyundai Auto Receivables Trust 2022-A A3 2.22% Due 10/15/2026	1,728.76	64.75	1,793.51
11/15/2023	Paydown	44935FAD6	25,706.02	Hyundai Auto Receivables Trust 2021-C A3 0.74% Due 5/15/2026	1,604.89	14.86	1,619.75
11/15/2023	Paydown	47787JAC2	50,000.00	John Deere Owner Trust 2022-A A3 2.32% Due 9/16/2026	2,055.38	92.70	2,148.08
11/15/2023	Paydown	58769KAD6	23,508.04	Mercedes-Benz Auto Lease Trust 2021-B A3 0.4% Due 11/15/2024	5,876.74	5.88	5,882.62
11/15/2023	Paydown	89237VAB5	1,027.23	Toyota Auto Receivables Trust 2020-C A3 0.44% Due 10/15/2024	78.87	0.35	79.22
11/15/2023	Paydown	89238FAD5	45,000.00	Toyota Auto Receivables OT 2022-B A3 2.93% Due 9/15/2026	2,100.36	109.88	2,210.24
11/15/2023	Paydown	43815BAC4	65,000.00	Honda Auto Receivables Trust 2022-1 A3 1.88% Due 5/15/2026	3,130.40	96.95	3,227.35
11/15/2023	Paydown	47800AAC4	50,000.00	John Deere Owner Trust 2022-B A3 3.74% Due 2/16/2027	0.00	155.83	155.83
11/15/2023	Paydown	58768PAC8	120,000.00	Mercedes-Benz Auto Receivables 2022-1 A3 5.21% Due 8/16/2027	0.00	521.00	521.00

Cash Flow Report

As of September 30, 2023



Payment Date	Transaction Type	CUSIP	Quantity	Security Description	Principal Amount	Income	Total Amount
11/15/2023	Paydown	47787NAC3	352.06	John Deere Owner Trust 2020-B A3 0.51% Due 11/15/2024	88.00	0.11	88.11
11/15/2023	Paydown	47788UAC6	19,444.78	John Deere Owner Trust 2021-A A3 0.36% Due 9/15/2025	1,493.32	5.39	1,498.71
11/15/2023	Paydown	47789QAC4	36,915.66	John Deere Owner Trust 2021-B A3 0.52% Due 3/16/2026	2,049.46	15.11	2,064.57
11/15/2023	Paydown	58770AAC7	30,000.00	Mercedes-Benz Auto Receivable 2023-1 A3 4.51% Due 11/15/2027	0.00	112.75	112.75
11/15/2023	Paydown	89240BAC2	8,393.28	Toyota Auto Receivables Owners 2021-A A3 0.26% Due 5/15/2025	1,398.19	1.52	1,399.71
11/15/2023	Paydown	161571HT4	165,000.00	Chase Issuance Trust 23-A1 A 5.16% Due 9/15/2028	0.00	709.50	709.50
11/15/2023	Paydown	44933LAC7	21,722.29	Hyundai Auto Receivables Trust 2021-A A3 0.38% Due 9/15/2025	2,713.08	6.02	2,719.10
11/15/2023	Paydown	44934KAC8	67,795.86	Hyundai Auto Receivables Trust 2021-B A3 0.38% Due 1/15/2026	5,647.33	19.68	5,667.01
11/15/2023	Paydown	477920AC6	50,000.00	John Deere Owner Trust 2023-B A3 5.18% Due 3/15/2028	0.00	215.83	215.83
11/15/2023	Paydown	47800CAC0	75,000.00	John Deere Owner Trust 2023-A A3 5.01% Due 11/15/2027	1,357.64	307.48	1,665.12
11/16/2023	Paydown	362554AC1	25,867.65	GM Financial Securitized Term 2021-4 A3 0.68% Due 9/16/2026	1,434.57	13.85	1,448.42
11/16/2023	Paydown	380146AC4	24,771.54	GM Financial Auto Receivables 2022-1 A3 1.26% Due 11/16/2026	1,193.00	24.76	1,217.76
11/16/2023	Paydown	362585AC5	40,000.00	GM Financial Securitized ART 2022-2 A3 3.1% Due 2/16/2027	0.00	103.33	103.33
11/18/2023	Paydown	43813KAC6	7,724.17	Honda Auto Receivables Trust 2020-3 A3 0.37% Due 10/18/2024	3,862.68	1.19	3,863.87
11/20/2023	Interest	747525AF0	140,000.00	Qualcomm Inc Callable Note Cont 2/20/2025 3.45% Due 5/20/2025	0.00	2,415.00	2,415.00
11/20/2023	Paydown	92348KAV5	45,000.00	Verizon Master Trust 2022-5 A1A 3.72% Due 7/20/2027	0.00	139.50	139.50
11/20/2023	Paydown	36265MAC9	65,950.13	GM Financial Auto Lease Trust 2022-1 A3 1.9% Due 3/20/2025	9,339.03	89.70	9,428.73

Cash Flow Report

As of September 30, 2023



Payment Date	Transaction Type	CUSIP	Quantity	Security Description	Principal Amount	Income	Total Amount
11/20/2023	Paydown	36266FAC3	50,000.00	GM Financial Auto Lease Trust 2022-2 A3 3.42% Due 6/20/2025	0.00	142.50	142.50
11/21/2023	Paydown	43815GAC3	34,285.56	Honda Auto Receivables Trust 2021-4 A3 0.88% Due 1/21/2026	2,013.50	23.67	2,037.17
11/21/2023	Paydown	43815JAC7	40,000.00	Honda Auto Receivables Owner 2023-1 A3 5.04% Due 4/21/2027	0.00	168.00	168.00
11/25/2023	Paydown	05601XAC3	21,568.33	BMW Vehicle Lease Trust 2022-1 A3 1.1% Due 3/25/2025	3,571.12	16.51	3,587.63
11/25/2023	Paydown	09690AAC7	6,641.82	BMW Vehicle Lease Trust 2021-2 A3 0.33% Due 12/26/2024	2,213.94	1.22	2,215.16
11/25/2023	Paydown	3137FG6X8	295,000.00	FHLMC K077 A2 3.85% Due 5/25/2028	4,772.58	931.20	5,703.78
11/25/2023	Paydown	05592XAD2	30,000.00	BMW Vehicle Owner Trust 2023-A A3 5.47% Due 2/25/2028	0.00	136.75	136.75
11/25/2023	Paydown	05593AAC3	20,000.00	BMW Vehicle Lease Trust 2023-1 A3 5.16% Due 11/25/2025	0.00	86.00	86.00
11/25/2023	Paydown	05602RAD3	40,000.00	BMW Vehicle Owner Trust 2022-A A3 3.21% Due 8/25/2026	4,009.67	95.66	4,105.33
11/30/2023	Interest	91282CHE4	180,000.00	US Treasury Note 3.625% Due 5/31/2028	0.00	3,262.50	3,262.50
11/30/2023	Interest	9128283J7	275,000.00	US Treasury Note 2.125% Due 11/30/2024	0.00	2,921.88	2,921.88
11/30/2023	Interest	91282CAZ4	300,000.00	US Treasury Note 0.375% Due 11/30/2025	0.00	562.50	562.50
NOV 2023					63,732.51	28,989.82	92,722.33
12/09/2023	Interest	3130AWMN7	200,000.00	FHLB Note 4.375% Due 6/9/2028	0.00	3,597.22	3,597.22
12/10/2023	Interest	78015K7H1	150,000.00	Royal Bank of Canada Note 1.15% Due 6/10/2025	0.00	862.50	862.50
12/12/2023	Interest	3130ATUC9	300,000.00	FHLB Note 4.5% Due 12/12/2025	0.00	6,750.00	6,750.00
12/15/2023	Interest	63743HFE7	85,000.00	National Rural Utilities Note 3.45% Due 6/15/2025	0.00	1,466.25	1,466.25

Cash Flow Report

As of September 30, 2023



Payment Date	Transaction Type	CUSIP	Quantity	Security Description	Principal Amount	Income	Total Amount
12/15/2023	Paydown	89237VAB5	1,027.23	Toyota Auto Receivables Trust 2020-C A3 0.44% Due 10/15/2024	78.90	0.32	79.22
12/15/2023	Paydown	89238FAD5	45,000.00	Toyota Auto Receivables OT 2022-B A3 2.93% Due 9/15/2026	2,104.56	104.75	2,209.31
12/15/2023	Paydown	89240BAC2	8,393.28	Toyota Auto Receivables Owners 2021-A A3 0.26% Due 5/15/2025	1,398.66	1.21	1,399.87
12/15/2023	Paydown	43815BAC4	65,000.00	Honda Auto Receivables Trust 2022-1 A3 1.88% Due 5/15/2026	3,144.12	92.05	3,236.17
12/15/2023	Paydown	47787NAC3	352.06	John Deere Owner Trust 2020-B A3 0.51% Due 11/15/2024	88.04	0.07	88.11
12/15/2023	Paydown	47789QAC4	36,915.66	John Deere Owner Trust 2021-B A3 0.52% Due 3/16/2026	2,049.65	14.22	2,063.87
12/15/2023	Paydown	58770AAC7	30,000.00	Mercedes-Benz Auto Receivable 2023-1 A3 4.51% Due 11/15/2027	0.00	112.75	112.75
12/15/2023	Paydown	161571HT4	165,000.00	Chase Issuance Trust 23-A1 A 5.16% Due 9/15/2028	0.00	709.50	709.50
12/15/2023	Paydown	448977AD0	35,000.00	Hyundai Auto Receivables Trust 2022-A A3 2.22% Due 10/15/2026	1,730.98	61.55	1,792.53
12/15/2023	Paydown	44933LAC7	21,722.29	Hyundai Auto Receivables Trust 2021-A A3 0.38% Due 9/15/2025	2,713.96	5.16	2,719.12
12/15/2023	Paydown	47800AAC4	50,000.00	John Deere Owner Trust 2022-B A3 3.74% Due 2/16/2027	0.00	155.83	155.83
12/15/2023	Paydown	44934KAC8	67,795.86	Hyundai Auto Receivables Trust 2021-B A3 0.38% Due 1/15/2026	5,647.84	17.89	5,665.73
12/15/2023	Paydown	47788UAC6	19,444.78	John Deere Owner Trust 2021-A A3 0.36% Due 9/15/2025	1,493.81	4.94	1,498.75
12/15/2023	Paydown	58768PAC8	120,000.00	Mercedes-Benz Auto Receivables 2022-1 A3 5.21% Due 8/16/2027	0.00	521.00	521.00
12/15/2023	Paydown	44935FAD6	25,706.02	Hyundai Auto Receivables Trust 2021-C A3 0.74% Due 5/15/2026	1,605.16	13.87	1,619.03
12/15/2023	Paydown	47787JAC2	50,000.00	John Deere Owner Trust 2022-A A3 2.32% Due 9/16/2026	2,058.03	88.72	2,146.75
12/15/2023	Paydown	477920AC6	50,000.00	John Deere Owner Trust 2023-B A3 5.18% Due 3/15/2028	0.00	215.83	215.83

Cash Flow Report

As of September 30, 2023



Payment Date	Transaction Type	CUSIP	Quantity	Security Description	Principal Amount	Income	Total Amount
12/15/2023	Paydown	47800CAC0	75,000.00	John Deere Owner Trust 2023-A A3 5.01% Due 11/15/2027	1,363.31	301.81	1,665.12
12/15/2023	Paydown	58769KAD6	23,508.04	Mercedes-Benz Auto Lease Trust 2021-B A3 0.4% Due 11/15/2024	5,877.28	3.92	5,881.20
12/16/2023	Paydown	362554AC1	25,867.65	GM Financial Securitized Term 2021-4 A3 0.68% Due 9/16/2026	1,434.92	13.03	1,447.95
12/16/2023	Paydown	362585AC5	40,000.00	GM Financial Securitized ART 2022-2 A3 3.1% Due 2/16/2027	1,813.58	103.33	1,916.91
12/16/2023	Paydown	380146AC4	24,771.54	GM Financial Auto Receivables 2022-1 A3 1.26% Due 11/16/2026	1,198.23	23.51	1,221.74
12/17/2023	Interest	3135G04Z3	260,000.00	FNMA Note 0.5% Due 6/17/2025	0.00	650.00	650.00
12/18/2023	Interest	89236TJK2	130,000.00	Toyota Motor Credit Corp Note 1.125% Due 6/18/2026	0.00	731.25	731.25
12/19/2023	Interest	06051GJD2	80,000.00	Bank of America Corp Callable Note Cont 6/19/2025 1.319% Due 6/19/2026	0.00	527.60	527.60
12/20/2023	Paydown	36266FAC3	50,000.00	GM Financial Auto Lease Trust 2022-2 A3 3.42% Due 6/20/2025	0.00	142.50	142.50
12/20/2023	Paydown	92348KAV5	45,000.00	Verizon Master Trust 2022-5 A1A 3.72% Due 7/20/2027	0.00	139.50	139.50
12/20/2023	Paydown	36265MAC9	65,950.13	GM Financial Auto Lease Trust 2022-1 A3 1.9% Due 3/20/2025	9,379.97	74.91	9,454.88
12/21/2023	Paydown	43815JAC7	40,000.00	Honda Auto Receivables Owner 2023-1 A3 5.04% Due 4/21/2027	0.00	168.00	168.00
12/21/2023	Paydown	43815GAC3	34,285.56	Honda Auto Receivables Trust 2021-4 A3 0.88% Due 1/21/2026	2,013.98	22.19	2,036.17
12/25/2023	Paydown	05592XAD2	30,000.00	BMW Vehicle Owner Trust 2023-A A3 5.47% Due 2/25/2028	0.00	136.75	136.75
12/25/2023	Paydown	05593AAC3	20,000.00	BMW Vehicle Lease Trust 2023-1 A3 5.16% Due 11/25/2025	0.00	86.00	86.00
12/25/2023	Paydown	05601XAC3	21,568.33	BMW Vehicle Lease Trust 2022-1 A3 1.1% Due 3/25/2025	3,586.77	13.24	3,600.01
12/25/2023	Paydown	09690AAC7	6,641.82	BMW Vehicle Lease Trust 2021-2 A3 0.33% Due 12/26/2024	2,214.47	0.61	2,215.08

Small Cities Organized Risk Effort

Account #590

Cash Flow Report

As of September 30, 2023



Payment Date	Transaction Type	CUSIP	Quantity	Security Description	Principal Amount	Income	Total Amount
12/25/2023	Paydown	3137FG6X8	295,000.00	FHLMC K077 A2 3.85% Due 5/25/2028	4,790.07	915.89	5,705.96
12/25/2023	Paydown	05602RAD3	40,000.00	BMW Vehicle Owner Trust 2022-A A3 3.21% Due 8/25/2026	3,778.51	84.93	3,863.44
12/31/2023	Interest	91282CGC9	180,000.00	US Treasury Note 3.875% Due 12/31/2027	0.00	3,487.50	3,487.50
12/31/2023	Interest	91282CEW7	175,000.00	US Treasury Note 3.25% Due 6/30/2027	0.00	2,843.75	2,843.75
12/31/2023	Interest	91282CBC4	125,000.00	US Treasury Note 0.375% Due 12/31/2025	0.00	234.38	234.38
DEC 2023					61,564.80	25,500.23	87,065.03
01/01/2024	Interest	4581X0EE4	85,000.00	Inter-American Dev Bank Note 3.25% Due 7/1/2024	0.00	1,381.25	1,381.25
01/07/2024	Interest	02665WEM9	150,000.00	American Honda Finance Note 5.125% Due 7/7/2028	0.00	3,843.75	3,843.75
01/07/2024	Interest	3135G0X24	235,000.00	FNMA Note 1.625% Due 1/7/2025	0.00	1,909.38	1,909.38
01/13/2024	Interest	45950KDD9	85,000.00	International Finance Corp Note 4.5% Due 7/13/2028	0.00	1,912.50	1,912.50
01/15/2024	Interest	87612EBM7	70,000.00	Target Corp Callable Note Cont 12/15/2026 1.95% Due 1/15/2027	0.00	682.50	682.50
01/15/2024	Paydown	89237VAB5	1,027.23	Toyota Auto Receivables Trust 2020-C A3 0.44% Due 10/15/2024	78.93	0.29	79.22
01/15/2024	Paydown	47787NAC3	352.06	John Deere Owner Trust 2020-B A3 0.51% Due 11/15/2024	88.06	0.04	88.10
01/15/2024	Paydown	448977AD0	35,000.00	Hyundai Auto Receivables Trust 2022-A A3 2.22% Due 10/15/2026	1,733.20	58.35	1,791.55
01/15/2024	Paydown	44933LAC7	21,722.29	Hyundai Auto Receivables Trust 2021-A A3 0.38% Due 9/15/2025	2,714.85	4.30	2,719.15
01/15/2024	Paydown	44934KAC8	67,795.86	Hyundai Auto Receivables Trust 2021-B A3 0.38% Due 1/15/2026	5,648.36	16.10	5,664.46
01/15/2024	Paydown	47787JAC2	50,000.00	John Deere Owner Trust 2022-A A3 2.32% Due 9/16/2026	2,060.66	84.75	2,145.41

Small Cities Organized Risk Effort

Account #590

Cash Flow Report

As of September 30, 2023



Payment Date	Transaction Type	CUSIP	Quantity	Security Description	Principal Amount	Income	Total Amount
01/15/2024	Paydown	47800CAC0	75,000.00	John Deere Owner Trust 2023-A A3 5.01% Due 11/15/2027	1,369.00	296.12	1,665.12
01/15/2024	Paydown	161571HT4	165,000.00	Chase Issuance Trust 23-A1 A 5.16% Due 9/15/2028	0.00	709.50	709.50
01/15/2024	Paydown	43815BAC4	65,000.00	Honda Auto Receivables Trust 2022-1 A3 1.88% Due 5/15/2026	3,157.90	87.12	3,245.02
01/15/2024	Paydown	47788UAC6	19,444.78	John Deere Owner Trust 2021-A A3 0.36% Due 9/15/2025	1,494.29	4.49	1,498.78
01/15/2024	Paydown	47800AAC4	50,000.00	John Deere Owner Trust 2022-B A3 3.74% Due 2/16/2027	0.00	155.83	155.83
01/15/2024	Paydown	58768PAC8	120,000.00	Mercedes-Benz Auto Receivables 2022-1 A3 5.21% Due 8/16/2027	0.00	521.00	521.00
01/15/2024	Paydown	44935FAD6	25,706.02	Hyundai Auto Receivables Trust 2021-C A3 0.74% Due 5/15/2026	1,605.42	12.88	1,618.30
01/15/2024	Paydown	47789QAC4	36,915.66	John Deere Owner Trust 2021-B A3 0.52% Due 3/16/2026	2,049.84	13.33	2,063.17
01/15/2024	Paydown	477920AC6	50,000.00	John Deere Owner Trust 2023-B A3 5.18% Due 3/15/2028	0.00	215.83	215.83
01/15/2024	Paydown	58769KAD6	23,508.04	Mercedes-Benz Auto Lease Trust 2021-B A3 0.4% Due 11/15/2024	5,877.82	1.96	5,879.78
01/15/2024	Paydown	58770AAC7	30,000.00	Mercedes-Benz Auto Receivable 2023-1 A3 4.51% Due 11/15/2027	0.00	112.75	112.75
01/15/2024	Paydown	89238FAD5	45,000.00	Toyota Auto Receivables OT 2022-B A3 2.93% Due 9/15/2026	2,108.76	99.61	2,208.37
01/15/2024	Paydown	89240BAC2	8,393.28	Toyota Auto Receivables Owners 2021-A A3 0.26% Due 5/15/2025	1,399.11	0.91	1,400.02
01/16/2024	Paydown	362554AC1	25,867.65	GM Financial Securitized Term 2021-4 A3 0.68% Due 9/16/2026	1,435.25	12.22	1,447.47
01/16/2024	Paydown	362585AC5	40,000.00	GM Financial Securitized ART 2022-2 A3 3.1% Due 2/16/2027	1,814.01	98.65	1,912.66
01/16/2024	Paydown	380146AC4	24,771.54	GM Financial Auto Receivables 2022-1 A3 1.26% Due 11/16/2026	1,203.48	22.25	1,225.73
01/20/2024	Interest	06051GGF0	100,000.00	Bank of America Corp Callable Note 1/20/2027 3.824% Due 1/20/2028	0.00	1,912.00	1,912.00

Cash Flow Report

As of September 30, 2023



Payment Date	Transaction Type	CUSIP	Quantity	Security Description	Principal Amount	Income	Total Amount
01/20/2024	Paydown	92348KAV5	45,000.00	Verizon Master Trust 2022-5 A1A 3.72% Due 7/20/2027	2,582.02	139.50	2,721.52
01/20/2024	Paydown	36266FAC3	50,000.00	GM Financial Auto Lease Trust 2022-2 A3 3.42% Due 6/20/2025	7,137.68	142.50	7,280.18
01/20/2024	Paydown	36265MAC9	65,950.13	GM Financial Auto Lease Trust 2022-1 A3 1.9% Due 3/20/2025	9,421.09	60.06	9,481.15
01/21/2024	Interest	3137EAEU9	140,000.00	FHLMC Note 0.375% Due 7/21/2025	0.00	262.50	262.50
01/21/2024	Paydown	43815GAC3	34,285.56	Honda Auto Receivables Trust 2021-4 A3 0.88% Due 1/21/2026	2,014.45	20.71	2,035.16
01/21/2024	Paydown	43815JAC7	40,000.00	Honda Auto Receivables Owner 2023-1 A3 5.04% Due 4/21/2027	0.00	168.00	168.00
01/25/2024	Interest	46647PDG8	110,000.00	JP Morgan Chase & Co Callable Note Cont 7/25/2027 4.851% Due 7/25/2028	0.00	2,668.05	2,668.05
01/25/2024	Paydown	05592XAD2	30,000.00	BMW Vehicle Owner Trust 2023-A A3 5.47% Due 2/25/2028	0.00	136.75	136.75
01/25/2024	Paydown	05593AAC3	20,000.00	BMW Vehicle Lease Trust 2023-1 A3 5.16% Due 11/25/2025	0.00	86.00	86.00
01/25/2024	Paydown	05602RAD3	40,000.00	BMW Vehicle Owner Trust 2022-A A3 3.21% Due 8/25/2026	3,546.90	74.82	3,621.72
01/25/2024	Paydown	05601XAC3	21,568.33	BMW Vehicle Lease Trust 2022-1 A3 1.1% Due 3/25/2025	3,602.49	9.95	3,612.44
01/25/2024	Paydown	3137FG6X8	295,000.00	FHLMC K077 A2 3.85% Due 5/25/2028	4,807.64	900.52	5,708.16
01/26/2024	Interest	3133EKWV4	150,000.00	FFCB Note 1.85% Due 7/26/2024	0.00	1,387.50	1,387.50
01/31/2024	Interest	91282CGH8	220,000.00	US Treasury Note 3.5% Due 1/31/2028	0.00	3,850.00	3,850.00
01/31/2024	Interest	91282CCP4	125,000.00	US Treasury Note 0.625% Due 7/31/2026	0.00	390.63	390.63
01/31/2024	Interest	91282CHQ7	220,000.00	US Treasury Note 4.125% Due 7/31/2028	0.00	4,537.50	4,537.50
JAN 2024					68,951.21	29,004.65	97,955.86

Small Cities Organized Risk Effort

Account #590

Cash Flow Report

As of September 30, 2023



Payment Date	Transaction Type	CUSIP	Quantity	Security Description	Principal Amount	Income	Total Amount
02/05/2024	Maturity	3135G0V34	125,000.00	FNMA Note 2.5% Due 2/5/2024	125,000.00	1,562.50	126,562.50
02/06/2024	Interest	857477BR3	40,000.00	State Street Bank Callable Note Cont 2/6/2025 1.746% Due 2/6/2026	0.00	349.20	349.20
02/12/2024	Interest	3137EAEP0	260,000.00	FHLMC Note 1.5% Due 2/12/2025	0.00	1,950.00	1,950.00
02/12/2024	Interest	14913R3A3	95,000.00	Caterpillar Financial Service Note 3.6% Due 8/12/2027	0.00	1,710.00	1,710.00
02/15/2024	Interest	438516CJ3	180,000.00	Honeywell Intl Callable Note Cont 01/15/2028 4.95% Due 2/15/2028	0.00	4,455.00	4,455.00
02/15/2024	Interest	756109BG8	200,000.00	Realty Income Corp Calllable Note Cont 5/15/2027 3.95% Due 8/15/2027	0.00	3,950.00	3,950.00
02/15/2024	Interest	912828V98	200,000.00	US Treasury Note 2.25% Due 2/15/2027	0.00	2,250.00	2,250.00
02/15/2024	Interest	9128283W8	230,000.00	US Treasury Note 2.75% Due 2/15/2028	0.00	3,162.50	3,162.50
02/15/2024	Interest	912828J27	175,000.00	US Treasury Note 2% Due 2/15/2025	0.00	1,750.00	1,750.00
02/15/2024	Paydown	44933LAC7	21,722.29	Hyundai Auto Receivables Trust 2021-A A3 0.38% Due 9/15/2025	2,715.73	3.44	2,719.17
02/15/2024	Paydown	47787JAC2	50,000.00	John Deere Owner Trust 2022-A A3 2.32% Due 9/16/2026	2,063.31	80.76	2,144.07
02/15/2024	Paydown	47800AAC4	50,000.00	John Deere Owner Trust 2022-B A3 3.74% Due 2/16/2027	0.00	155.83	155.83
02/15/2024	Paydown	89237VAB5	1,027.23	Toyota Auto Receivables Trust 2020-C A3 0.44% Due 10/15/2024	78.96	0.26	79.22
02/15/2024	Paydown	89238FAD5	45,000.00	Toyota Auto Receivables OT 2022-B A3 2.93% Due 9/15/2026	2,112.98	94.46	2,207.44
02/15/2024	Paydown	89240BAC2	8,393.28	Toyota Auto Receivables Owners 2021-A A3 0.26% Due 5/15/2025	1,399.56	0.61	1,400.17
02/15/2024	Paydown	43815BAC4	65,000.00	Honda Auto Receivables Trust 2022-1 A3 1.88% Due 5/15/2026	3,171.75	82.17	3,253.92
02/15/2024	Paydown	47789QAC4	36,915.66	John Deere Owner Trust 2021-B A3 0.52% Due 3/16/2026	2,050.03	12.44	2,062.47

Cash Flow Report

As of September 30, 2023



Payment Date	Transaction Type	CUSIP	Quantity	Security Description	Principal Amount	Income	Total Amount
02/15/2024	Paydown	477920AC6	50,000.00	John Deere Owner Trust 2023-B A3 5.18% Due 3/15/2028	0.00	215.83	215.83
02/15/2024	Paydown	58770AAC7	30,000.00	Mercedes-Benz Auto Receivable 2023-1 A3 4.51% Due 11/15/2027	0.00	112.75	112.75
02/15/2024	Paydown	448977AD0	35,000.00	Hyundai Auto Receivables Trust 2022-A A3 2.22% Due 10/15/2026	1,735.43	55.14	1,790.57
02/15/2024	Paydown	44934KAC8	67,795.86	Hyundai Auto Receivables Trust 2021-B A3 0.38% Due 1/15/2026	5,648.87	14.32	5,663.19
02/15/2024	Paydown	47788UAC6	19,444.78	John Deere Owner Trust 2021-A A3 0.36% Due 9/15/2025	1,494.78	4.04	1,498.82
02/15/2024	Paydown	58768PAC8	120,000.00	Mercedes-Benz Auto Receivables 2022-1 A3 5.21% Due 8/16/2027	0.00	521.00	521.00
02/15/2024	Paydown	161571HT4	165,000.00	Chase Issuance Trust 23-A1 A 5.16% Due 9/15/2028	0.00	709.50	709.50
02/15/2024	Paydown	44935FAD6	25,706.02	Hyundai Auto Receivables Trust 2021-C A3 0.74% Due 5/15/2026	1,605.69	11.89	1,617.58
02/15/2024	Paydown	47800CAC0	75,000.00	John Deere Owner Trust 2023-A A3 5.01% Due 11/15/2027	1,374.72	290.40	1,665.12
02/16/2024	Paydown	362554AC1	25,867.65	GM Financial Securitized Term 2021-4 A3 0.68% Due 9/16/2026	1,435.58	11.41	1,446.99
02/16/2024	Paydown	362585AC5	40,000.00	GM Financial Securitized ART 2022-2 A3 3.1% Due 2/16/2027	1,814.45	93.96	1,908.41
02/16/2024	Paydown	380146AC4	24,771.54	GM Financial Auto Receivables 2022-1 A3 1.26% Due 11/16/2026	1,208.75	20.99	1,229.74
02/20/2024	Paydown	36266FAC3	50,000.00	GM Financial Auto Lease Trust 2022-2 A3 3.42% Due 6/20/2025	7,139.40	122.16	7,261.56
02/20/2024	Paydown	92348KAV5	45,000.00	Verizon Master Trust 2022-5 A1A 3.72% Due 7/20/2027	2,590.02	131.50	2,721.52
02/20/2024	Paydown	36265MAC9	65,950.13	GM Financial Auto Lease Trust 2022-1 A3 1.9% Due 3/20/2025	9,462.39	45.14	9,507.53
02/21/2024	Paydown	43815GAC3	34,285.56	Honda Auto Receivables Trust 2021-4 A3 0.88% Due 1/21/2026	2,014.91	19.24	2,034.15
02/21/2024	Paydown	43815JAC7	40,000.00	Honda Auto Receivables Owner 2023-1 A3 5.04% Due 4/21/2027	0.00	168.00	168.00

Cash Flow Report

As of September 30, 2023



Payment Date	Transaction Type	CUSIP	Quantity	Security Description	Principal Amount	Income	Total Amount
02/25/2024	Interest	3135G05X7	220,000.00	FNMA Note 0.375% Due 8/25/2025	0.00	412.50	412.50
02/25/2024	Paydown	05592XAD2	30,000.00	BMW Vehicle Owner Trust 2023-A A3 5.47% Due 2/25/2028	0.00	136.75	136.75
02/25/2024	Paydown	05593AAC3	20,000.00	BMW Vehicle Lease Trust 2023-1 A3 5.16% Due 11/25/2025	0.00	86.00	86.00
02/25/2024	Paydown	05601XAC3	21,568.33	BMW Vehicle Lease Trust 2022-1 A3 1.1% Due 3/25/2025	3,618.28	6.65	3,624.93
02/25/2024	Paydown	3137FG6X8	295,000.00	FHLMC K077 A2 3.85% Due 5/25/2028	4,825.26	885.10	5,710.36
02/25/2024	Paydown	05602RAD3	40,000.00	BMW Vehicle Owner Trust 2022-A A3 3.21% Due 8/25/2026	3,314.84	65.34	3,380.18
02/29/2024	Interest	91282CCV1	250,000.00	US Treasury Note 1.125% Due 8/31/2028	0.00	1,406.25	1,406.25
02/29/2024	Interest	91282CFH9	120,000.00	US Treasury Note 3.125% Due 8/31/2027	0.00	1,875.00	1,875.00
02/29/2024	Interest	912828ZC7	50,000.00	US Treasury Note 1.125% Due 2/28/2025	0.00	281.25	281.25
02/29/2024	Interest	91282CCW9	350,000.00	US Treasury Note 0.75% Due 8/31/2026	0.00	1,312.50	1,312.50
02/29/2024	Interest	91282CHX2	150,000.00	US Treasury Note 4.375% Due 8/31/2028	0.00	3,281.25	3,281.25
FEB 2024					187,875.69	33,865.03	221,740.72
03/03/2024	Interest	808513BY0	150,000.00	Charles Schwab Corp Callable Note Cont 2/3/2027 2.45% Due 3/3/2027	0.00	1,837.50	1,837.50
03/09/2024	Interest	57636QAW4	95,000.00	MasterCard Inc Callable Note Cont 2/9/28 4.875% Due 3/9/2028	0.00	2,315.63	2,315.63
03/09/2024	Interest	931142EX7	50,000.00	Wal-Mart Stores Callable Note Cont 09/09/2027 3.95% Due 9/9/2027	0.00	987.50	987.50
03/10/2024	Interest	3130ATS57	275,000.00	FHLB Note 4.5% Due 3/10/2028	0.00	6,187.50	6,187.50
03/11/2024	Call	037833CU2	150,000.00	Apple Inc Callable Note Cont 3/11/2024 2.85% Due 5/11/2024	150,000.00	1,425.00	151,425.00

Cash Flow Report

As of September 30, 2023



Payment Date	Transaction Type	CUSIP	Quantity	Security Description	Principal Amount	Income	Total Amount
03/11/2024	Maturity	89114QCB2	135,000.00	Toronto Dominion Bank Note 3.25% Due 3/11/2024	135,000.00	2,193.75	137,193.75
03/13/2024	Interest	3130A2UW4	200,000.00	FHLB Note 2.875% Due 9/13/2024	0.00	2,875.00	2,875.00
03/14/2024	Interest	3130A4CH3	225,000.00	FHLB Note 2.375% Due 3/14/2025	0.00	2,671.88	2,671.88
03/15/2024	Interest	09247XAN1	190,000.00	Blackrock Inc Note 3.2% Due 3/15/2027	0.00	3,040.00	3,040.00
03/15/2024	Interest	084664CZ2	115,000.00	Berkshire Hathaway Callable Note Cont 2/15/2027 2.3% Due 3/15/2027	0.00	1,322.50	1,322.50
03/15/2024	Interest	00440EAS6	140,000.00	Chubb INA Holdings Inc Note 3.15% Due 3/15/2025	0.00	2,205.00	2,205.00
03/15/2024	Paydown	161571HT4	165,000.00	Chase Issuance Trust 23-A1 A 5.16% Due 9/15/2028	0.00	709.50	709.50
03/15/2024	Paydown	43815BAC4	65,000.00	Honda Auto Receivables Trust 2022-1 A3 1.88% Due 5/15/2026	3,185.65	77.20	3,262.85
03/15/2024	Paydown	47789QAC4	36,915.66	John Deere Owner Trust 2021-B A3 0.52% Due 3/16/2026	2,050.21	11.56	2,061.77
03/15/2024	Paydown	477920AC6	50,000.00	John Deere Owner Trust 2023-B A3 5.18% Due 3/15/2028	0.00	215.83	215.83
03/15/2024	Paydown	58768PAC8	120,000.00	Mercedes-Benz Auto Receivables 2022-1 A3 5.21% Due 8/16/2027	0.00	521.00	521.00
03/15/2024	Paydown	58770AAC7	30,000.00	Mercedes-Benz Auto Receivable 2023-1 A3 4.51% Due 11/15/2027	0.00	112.75	112.75
03/15/2024	Paydown	89238FAD5	45,000.00	Toyota Auto Receivables OT 2022-B A3 2.93% Due 9/15/2026	2,117.20	89.30	2,206.50
03/15/2024	Paydown	89240BAC2	8,393.28	Toyota Auto Receivables Owners 2021-A A3 0.26% Due 5/15/2025	1,400.02	0.30	1,400.32
03/15/2024	Paydown	44935FAD6	25,706.02	Hyundai Auto Receivables Trust 2021-C A3 0.74% Due 5/15/2026	1,605.96	10.90	1,616.86
03/15/2024	Paydown	47788UAC6	19,444.78	John Deere Owner Trust 2021-A A3 0.36% Due 9/15/2025	1,495.27	3.59	1,498.86
03/15/2024	Paydown	47800AAC4	50,000.00	John Deere Owner Trust 2022-B A3 3.74% Due 2/16/2027	2,035.88	155.83	2,191.71

Cash Flow Report

As of September 30, 2023



Payment Date	Transaction Type	CUSIP	Quantity	Security Description	Principal Amount	Income	Total Amount
03/15/2024	Paydown	47800CAC0	75,000.00	John Deere Owner Trust 2023-A A3 5.01% Due 11/15/2027	1,380.45	284.67	1,665.12
03/15/2024	Paydown	448977AD0	35,000.00	Hyundai Auto Receivables Trust 2022-A A3 2.22% Due 10/15/2026	1,737.65	51.93	1,789.58
03/15/2024	Paydown	44933LAC7	21,722.29	Hyundai Auto Receivables Trust 2021-A A3 0.38% Due 9/15/2025	2,716.61	2.58	2,719.19
03/15/2024	Paydown	44934KAC8	67,795.86	Hyundai Auto Receivables Trust 2021-B A3 0.38% Due 1/15/2026	5,649.39	12.53	5,661.92
03/15/2024	Paydown	47787JAC2	50,000.00	John Deere Owner Trust 2022-A A3 2.32% Due 9/16/2026	2,065.96	76.77	2,142.73
03/15/2024	Paydown	89237VAB5	1,027.23	Toyota Auto Receivables Trust 2020-C A3 0.44% Due 10/15/2024	78.99	0.23	79.22
03/16/2024	Paydown	380146AC4	24,771.54	GM Financial Auto Receivables 2022-1 A3 1.26% Due 11/16/2026	1,214.05	19.72	1,233.77
03/16/2024	Paydown	362585AC5	40,000.00	GM Financial Securitized ART 2022-2 A3 3.1% Due 2/16/2027	1,814.89	89.27	1,904.16
03/16/2024	Paydown	362554AC1	25,867.65	GM Financial Securitized Term 2021-4 A3 0.68% Due 9/16/2026	1,435.92	10.59	1,446.51
03/17/2024	Interest	931142ER0	30,000.00	Wal-Mart Stores Callable Note Cont 08/17/2026 1.05% Due 9/17/2026	0.00	157.50	157.50
03/19/2024	Interest	30231GBH4	140,000.00	Exxon Mobil Corp Callable Note Cont 2/19/2025 2.992% Due 3/19/2025	0.00	2,094.40	2,094.40
03/20/2024	Paydown	36266FAC3	50,000.00	GM Financial Auto Lease Trust 2022-2 A3 3.42% Due 6/20/2025	7,141.13	101.81	7,242.94
03/20/2024	Paydown	36265MAC9	65,950.13	GM Financial Auto Lease Trust 2022-1 A3 1.9% Due 3/20/2025	9,503.86	30.16	9,534.02
03/20/2024	Paydown	92348KAV5	45,000.00	Verizon Master Trust 2022-5 A1A 3.72% Due 7/20/2027	2,598.05	123.47	2,721.52
03/21/2024	Paydown	43815GAC3	34,285.56	Honda Auto Receivables Trust 2021-4 A3 0.88% Due 1/21/2026	2,015.38	17.76	2,033.14
03/21/2024	Paydown	43815JAC7	40,000.00	Honda Auto Receivables Owner 2023-1 A3 5.04% Due 4/21/2027	0.00	168.00	168.00
03/23/2024	Interest	4581X0DZ8	190,000.00	Inter-American Dev Bank Note 0.5% Due 9/23/2024	0.00	475.00	475.00

Cash Flow Report

As of September 30, 2023



Payment Date	Transaction Type	CUSIP	Quantity	Security Description	Principal Amount	Income	Total Amount
03/23/2024	Interest	3137EAEX3	200,000.00	FHLMC Note 0.375% Due 9/23/2025	0.00	375.00	375.00
03/25/2024	Paydown	05593AAC3	20,000.00	BMW Vehicle Lease Trust 2023-1 A3 5.16% Due 11/25/2025	0.00	86.00	86.00
03/25/2024	Paydown	05602RAD3	40,000.00	BMW Vehicle Owner Trust 2022-A A3 3.21% Due 8/25/2026	3,082.33	56.47	3,138.80
03/25/2024	Paydown	3137FG6X8	295,000.00	FHLMC K077 A2 3.85% Due 5/25/2028	4,842.95	869.62	5,712.57
03/25/2024	Paydown	05592XAD2	30,000.00	BMW Vehicle Owner Trust 2023-A A3 5.47% Due 2/25/2028	0.00	136.75	136.75
03/25/2024	Paydown	05601XAC3	21,568.33	BMW Vehicle Lease Trust 2022-1 A3 1.1% Due 3/25/2025	3,634.14	3.33	3,637.47
03/31/2024	Interest	91282CFM8	150,000.00	US Treasury Note 4.125% Due 9/30/2027	0.00	3,093.75	3,093.75
03/31/2024	Interest	91282CGT2	200,000.00	US Treasury Note 3.625% Due 3/31/2028	0.00	3,625.00	3,625.00
03/31/2024	Interest	91282CBT7	300,000.00	US Treasury Note 0.75% Due 3/31/2026	0.00	1,125.00	1,125.00
03/31/2024	Interest	91282CEF4	200,000.00	US Treasury Note 2.5% Due 3/31/2027	0.00	2,500.00	2,500.00
MAR 2024					349,801.94	44,556.33	394,358.27
04/13/2024	Interest	023135CF1	110,000.00	Amazon.com Inc Callable Note Cont 3/13/2027 3.3% Due 4/13/2027	0.00	1,815.00	1,815.00
04/14/2024	Interest	3130AJHU6	150,000.00	FHLB Note 0.5% Due 4/14/2025	0.00	375.00	375.00
04/15/2024	Interest	74340XBN0	160,000.00	Prologis LP Callable Note Cont 2/15/2027 2.125% Due 4/15/2027	0.00	1,700.00	1,700.00
04/15/2024	Interest	91282CFP1	220,000.00	US Treasury Note 4.25% Due 10/15/2025	0.00	4,675.00	4,675.00
04/15/2024	Interest	3135G0W66	175,000.00	FNMA Note 1.625% Due 10/15/2024	0.00	1,421.88	1,421.88
04/15/2024	Paydown	448977AD0	35,000.00	Hyundai Auto Receivables Trust 2022-A A3 2.22% Due 10/15/2026	1,739.88	48.72	1,788.60

Cash Flow Report

As of September 30, 2023



Payment Date	Transaction Type	CUSIP	Quantity	Security Description	Principal Amount	Income	Total Amount
04/15/2024	Paydown	44933LAC7	21,722.29	Hyundai Auto Receivables Trust 2021-A A3 0.38% Due 9/15/2025	2,717.49	1.72	2,719.21
04/15/2024	Paydown	47787JAC2	50,000.00	John Deere Owner Trust 2022-A A3 2.32% Due 9/16/2026	2,068.61	72.78	2,141.39
04/15/2024	Paydown	47789QAC4	36,915.66	John Deere Owner Trust 2021-B A3 0.52% Due 3/16/2026	2,050.40	10.67	2,061.07
04/15/2024	Paydown	477920AC6	50,000.00	John Deere Owner Trust 2023-B A3 5.18% Due 3/15/2028	0.00	215.83	215.83
04/15/2024	Paydown	58770AAC7	30,000.00	Mercedes-Benz Auto Receivable 2023-1 A3 4.51% Due 11/15/2027	0.00	112.75	112.75
04/15/2024	Paydown	89237VAB5	1,027.23	Toyota Auto Receivables Trust 2020-C A3 0.44% Due 10/15/2024	79.02	0.20	79.22
04/15/2024	Paydown	89238FAD5	45,000.00	Toyota Auto Receivables OT 2022-B A3 2.93% Due 9/15/2026	2,121.43	84.13	2,205.56
04/15/2024	Paydown	44935FAD6	25,706.02	Hyundai Auto Receivables Trust 2021-C A3 0.74% Due 5/15/2026	1,606.23	9.91	1,616.14
04/15/2024	Paydown	47788UAC6	19,444.78	John Deere Owner Trust 2021-A A3 0.36% Due 9/15/2025	1,495.76	3.14	1,498.90
04/15/2024	Paydown	43815BAC4	65,000.00	Honda Auto Receivables Trust 2022-1 A3 1.88% Due 5/15/2026	3,199.61	72.21	3,271.82
04/15/2024	Paydown	47800AAC4	50,000.00	John Deere Owner Trust 2022-B A3 3.74% Due 2/16/2027	2,039.94	149.49	2,189.43
04/15/2024	Paydown	161571HT4	165,000.00	Chase Issuance Trust 23-A1 A 5.16% Due 9/15/2028	0.00	709.50	709.50
04/15/2024	Paydown	44934KAC8	67,795.86	Hyundai Auto Receivables Trust 2021-B A3 0.38% Due 1/15/2026	5,649.91	10.74	5,660.65
04/15/2024	Paydown	47800CAC0	75,000.00	John Deere Owner Trust 2023-A A3 5.01% Due 11/15/2027	1,386.22	278.90	1,665.12
04/15/2024	Paydown	58768PAC8	120,000.00	Mercedes-Benz Auto Receivables 2022-1 A3 5.21% Due 8/16/2027	0.00	521.00	521.00
04/16/2024	Paydown	362554AC1	25,867.65	GM Financial Securitized Term 2021-4 A3 0.68% Due 9/16/2026	1,436.25	9.78	1,446.03
04/16/2024	Paydown	380146AC4	24,771.54	GM Financial Auto Receivables 2022-1 A3 1.26% Due 11/16/2026	1,219.38	18.44	1,237.82

Small Cities Organized Risk Effort

Account #590

Cash Flow Report

As of September 30, 2023



Payment Date	Transaction Type	CUSIP	Quantity	Security Description	Principal Amount	Income	Total Amount
04/16/2024	Paydown	362585AC5	40,000.00	GM Financial Securitized ART 2022-2 A3 3.1% Due 2/16/2027	1,815.32	84.59	1,899.91
04/20/2024	Paydown	36266FAC3	50,000.00	GM Financial Auto Lease Trust 2022-2 A3 3.42% Due 6/20/2025	7,142.85	81.46	7,224.31
04/20/2024	Paydown	92348KAV5	45,000.00	Verizon Master Trust 2022-5 A1A 3.72% Due 7/20/2027	2,606.11	115.41	2,721.52
04/20/2024	Paydown	36265MAC9	65,950.13	GM Financial Auto Lease Trust 2022-1 A3 1.9% Due 3/20/2025	9,545.52	15.11	9,560.63
04/21/2024	Paydown	43815GAC3	34,285.56	Honda Auto Receivables Trust 2021-4 A3 0.88% Due 1/21/2026	2,015.86	16.28	2,032.14
04/21/2024	Paydown	43815JAC7	40,000.00	Honda Auto Receivables Owner 2023-1 A3 5.04% Due 4/21/2027	0.00	168.00	168.00
04/22/2024	Interest	3135G03U5	105,000.00	FNMA Note 0.625% Due 4/22/2025	0.00	328.13	328.13
04/22/2024	Interest	459058JB0	130,000.00	Intl. Bank Recon & Development Note 0.625% Due 4/22/2025	0.00	406.25	406.25
04/22/2024	Interest	46647PBK1	50,000.00	JP Morgan Chase & Co Callable Note Cont 4/22/2025 2.083% Due 4/22/2026	0.00	520.75	520.75
04/25/2024	Paydown	05592XAD2	30,000.00	BMW Vehicle Owner Trust 2023-A A3 5.47% Due 2/25/2028	0.00	136.75	136.75
04/25/2024	Paydown	05593AAC3	20,000.00	BMW Vehicle Lease Trust 2023-1 A3 5.16% Due 11/25/2025	0.00	86.00	86.00
04/25/2024	Paydown	3137FG6X8	295,000.00	FHLMC K077 A2 3.85% Due 5/25/2028	4,860.71	854.08	5,714.79
04/25/2024	Paydown	05602RAD3	40,000.00	BMW Vehicle Owner Trust 2022-A A3 3.21% Due 8/25/2026	2,849.38	48.22	2,897.60
04/28/2024	Interest	459058JL8	180,000.00	Intl. Bank Recon & Development Note 0.5% Due 10/28/2025	0.00	450.00	450.00
04/30/2024	Interest	91282CDG3	325,000.00	US Treasury Note 1.125% Due 10/31/2026	0.00	1,828.13	1,828.13
04/30/2024	Interest	91282CHA2	220,000.00	US Treasury Note 3.5% Due 4/30/2028	0.00	3,850.00	3,850.00
04/30/2024	Interest	91282CBW0	150,000.00	US Treasury Note 0.75% Due 4/30/2026	0.00	562.50	562.50

Small Cities Organized Risk Effort

Account #590

Cash Flow Report

As of September 30, 2023



Payment Date	Transaction Type	CUSIP	Quantity	Security Description	Principal Amount	Income	Total Amount
04/30/2024	Interest	91282CEN7	340,000.00	US Treasury Note 2.75% Due 4/30/2027	0.00	4,675.00	4,675.00
04/30/2024	Interest	91282CFU0	220,000.00	US Treasury Note 4.125% Due 10/31/2027	0.00	4,537.50	4,537.50
APR 2024					59,645.88	31,080.95	90,726.83
05/01/2024	Interest	06367WB85	150,000.00	Bank of Montreal Note 1.85% Due 5/1/2025	0.00	1,387.50	1,387.50
05/01/2024	Interest	74456QBU9	200,000.00	Public Service EI & Gas Callable Note Cont 02/01/28 3.7% Due 5/1/2028	0.00	3,700.00	3,700.00
05/01/2024	Interest	438516BL9	180,000.00	Honeywell Intl Callable Note 08/01/2026 2.5% Due 11/1/2026	0.00	2,250.00	2,250.00
05/04/2024	Interest	61772BAB9	150,000.00	Morgan Stanley Callable Note Cont 5/4/2026 1.593% Due 5/4/2027	0.00	1,194.76	1,194.76
05/07/2024	Interest	3135G06G3	215,000.00	FNMA Note 0.5% Due 11/7/2025	0.00	537.50	537.50
05/13/2024	Interest	14913R2V8	55,000.00	Caterpillar Financial Service Note 3.4% Due 5/13/2025	0.00	935.00	935.00
05/15/2024	Interest	91324PEC2	175,000.00	United Health Group Inc Callable Note Cont 4/15/2026 1.15% Due 5/15/2026	0.00	1,006.25	1,006.25
05/15/2024	Interest	9128283F5	200,000.00	US Treasury Note 2.25% Due 11/15/2027	0.00	2,250.00	2,250.00
05/15/2024	Paydown	44933LAC7	21,722.29	Hyundai Auto Receivables Trust 2021-A A3 0.38% Due 9/15/2025	2,718.38	0.86	2,719.24
05/15/2024	Paydown	44935FAD6	25,706.02	Hyundai Auto Receivables Trust 2021-C A3 0.74% Due 5/15/2026	1,606.49	8.92	1,615.41
05/15/2024	Paydown	47789QAC4	36,915.66	John Deere Owner Trust 2021-B A3 0.52% Due 3/16/2026	2,050.59	9.78	2,060.37
05/15/2024	Paydown	477920AC6	50,000.00	John Deere Owner Trust 2023-B A3 5.18% Due 3/15/2028	0.00	215.83	215.83
05/15/2024	Paydown	58770AAC7	30,000.00	Mercedes-Benz Auto Receivable 2023-1 A3 4.51% Due 11/15/2027	0.00	112.75	112.75
05/15/2024	Paydown	89238FAD5	45,000.00	Toyota Auto Receivables OT 2022-B A3 2.93% Due 9/15/2026	2,125.67	78.95	2,204.62

Small Cities Organized Risk Effort

Account #590

Cash Flow Report

As of September 30, 2023



Payment Date	Transaction Type	CUSIP	Quantity	Security Description	Principal Amount	Income	Total Amount
05/15/2024	Paydown	161571HT4	165,000.00	Chase Issuance Trust 23-A1 A 5.16% Due 9/15/2028	0.00	709.50	709.50
05/15/2024	Paydown	43815BAC4	65,000.00	Honda Auto Receivables Trust 2022-1 A3 1.88% Due 5/15/2026	3,213.64	67.20	3,280.84
05/15/2024	Paydown	47788UAC6	19,444.78	John Deere Owner Trust 2021-A A3 0.36% Due 9/15/2025	1,496.23	2.70	1,498.93
05/15/2024	Paydown	47800AAC4	50,000.00	John Deere Owner Trust 2022-B A3 3.74% Due 2/16/2027	2,044.02	143.13	2,187.15
05/15/2024	Paydown	58768PAC8	120,000.00	Mercedes-Benz Auto Receivables 2022-1 A3 5.21% Due 8/16/2027	0.00	521.00	521.00
05/15/2024	Paydown	89237VAB5	1,027.23	Toyota Auto Receivables Trust 2020-C A3 0.44% Due 10/15/2024	79.05	0.17	79.22
05/15/2024	Paydown	448977AD0	35,000.00	Hyundai Auto Receivables Trust 2022-A A3 2.22% Due 10/15/2026	1,742.11	45.50	1,787.61
05/15/2024	Paydown	44934KAC8	67,795.86	Hyundai Auto Receivables Trust 2021-B A3 0.38% Due 1/15/2026	5,650.43	8.95	5,659.38
05/15/2024	Paydown	47787JAC2	50,000.00	John Deere Owner Trust 2022-A A3 2.32% Due 9/16/2026	2,071.26	68.78	2,140.04
05/15/2024	Paydown	47800CAC0	75,000.00	John Deere Owner Trust 2023-A A3 5.01% Due 11/15/2027	1,392.01	273.11	1,665.12
05/16/2024	Paydown	380146AC4	24,771.54	GM Financial Auto Receivables 2022-1 A3 1.26% Due 11/16/2026	1,224.72	17.16	1,241.88
05/16/2024	Paydown	362554AC1	25,867.65	GM Financial Securitized Term 2021-4 A3 0.68% Due 9/16/2026	1,436.58	8.97	1,445.55
05/16/2024	Paydown	362585AC5	40,000.00	GM Financial Securitized ART 2022-2 A3 3.1% Due 2/16/2027	1,815.76	79.90	1,895.66
05/20/2024	Interest	747525AF0	140,000.00	Qualcomm Inc Callable Note Cont 2/20/2025 3.45% Due 5/20/2025	0.00	2,415.00	2,415.00
05/20/2024	Paydown	92348KAV5	45,000.00	Verizon Master Trust 2022-5 A1A 3.72% Due 7/20/2027	2,614.19	107.33	2,721.52
05/20/2024	Paydown	36266FAC3	50,000.00	GM Financial Auto Lease Trust 2022-2 A3 3.42% Due 6/20/2025	7,144.58	61.10	7,205.68
05/21/2024	Paydown	43815GAC3	34,285.56	Honda Auto Receivables Trust 2021-4 A3 0.88% Due 1/21/2026	2,016.33	14.80	2,031.13

Small Cities Organized Risk Effort

Account #590

Cash Flow Report

As of September 30, 2023



Payment Date	Transaction Type	CUSIP	Quantity	Security Description	Principal Amount	Income	Total Amount
05/21/2024	Paydown	43815JAC7	40,000.00	Honda Auto Receivables Owner 2023-1 A3 5.04% Due 4/21/2027	0.00	168.00	168.00
05/25/2024	Paydown	3137FG6X8	295,000.00	FHLMC K077 A2 3.85% Due 5/25/2028	4,878.54	838.48	5,717.02
05/25/2024	Paydown	05592XAD2	30,000.00	BMW Vehicle Owner Trust 2023-A A3 5.47% Due 2/25/2028	0.00	136.75	136.75
05/25/2024	Paydown	05593AAC3	20,000.00	BMW Vehicle Lease Trust 2023-1 A3 5.16% Due 11/25/2025	0.00	86.00	86.00
05/25/2024	Paydown	05602RAD3	40,000.00	BMW Vehicle Owner Trust 2022-A A3 3.21% Due 8/25/2026	2,615.98	40.60	2,656.58
05/31/2024	Interest	91282CAZ4	300,000.00	US Treasury Note 0.375% Due 11/30/2025	0.00	562.50	562.50
05/31/2024	Interest	91282CHE4	180,000.00	US Treasury Note 3.625% Due 5/31/2028	0.00	3,262.50	3,262.50
05/31/2024	Interest	9128283J7	275,000.00	US Treasury Note 2.125% Due 11/30/2024	0.00	2,921.88	2,921.88
MAY 2024					49,936.56	26,249.11	76,185.67
06/09/2024	Interest	3130AWMN7	200,000.00	FHLB Note 4.375% Due 6/9/2028	0.00	4,375.00	4,375.00
06/10/2024	Interest	78015K7H1	150,000.00	Royal Bank of Canada Note 1.15% Due 6/10/2025	0.00	862.50	862.50
06/12/2024	Interest	3130ATUC9	300,000.00	FHLB Note 4.5% Due 12/12/2025	0.00	6,750.00	6,750.00
06/15/2024	Interest	63743HFE7	85,000.00	National Rural Utilities Note 3.45% Due 6/15/2025	0.00	1,466.25	1,466.25
06/15/2024	Paydown	44935FAD6	25,706.02	Hyundai Auto Receivables Trust 2021-C A3 0.74% Due 5/15/2026	1,606.76	7.93	1,614.69
06/15/2024	Paydown	47800CAC0	75,000.00	John Deere Owner Trust 2023-A A3 5.01% Due 11/15/2027	1,397.82	267.30	1,665.12
06/15/2024	Paydown	47789QAC4	36,915.66	John Deere Owner Trust 2021-B A3 0.52% Due 3/16/2026	2,050.78	8.89	2,059.67
06/15/2024	Paydown	477920AC6	50,000.00	John Deere Owner Trust 2023-B A3 5.18% Due 3/15/2028	0.00	215.83	215.83

Cash Flow Report

As of September 30, 2023



Payment Date	Transaction Type	CUSIP	Quantity	Security Description	Principal Amount	Income	Total Amount
06/15/2024	Paydown	58770AAC7	30,000.00	Mercedes-Benz Auto Receivable 2023-1 A3 4.51% Due 11/15/2027	0.00	112.75	112.75
06/15/2024	Paydown	89237VAB5	1,027.23	Toyota Auto Receivables Trust 2020-C A3 0.44% Due 10/15/2024	79.07	0.15	79.22
06/15/2024	Paydown	89238FAD5	45,000.00	Toyota Auto Receivables OT 2022-B A3 2.93% Due 9/15/2026	2,129.91	73.76	2,203.67
06/15/2024	Paydown	161571HT4	165,000.00	Chase Issuance Trust 23-A1 A 5.16% Due 9/15/2028	0.00	709.50	709.50
06/15/2024	Paydown	43815BAC4	65,000.00	Honda Auto Receivables Trust 2022-1 A3 1.88% Due 5/15/2026	3,227.72	62.17	3,289.89
06/15/2024	Paydown	44934KAC8	67,795.86	Hyundai Auto Receivables Trust 2021-B A3 0.38% Due 1/15/2026	5,650.95	7.16	5,658.11
06/15/2024	Paydown	47788UAC6	19,444.78	John Deere Owner Trust 2021-A A3 0.36% Due 9/15/2025	1,496.72	2.25	1,498.97
06/15/2024	Paydown	58768PAC8	120,000.00	Mercedes-Benz Auto Receivables 2022-1 A3 5.21% Due 8/16/2027	4,752.55	521.00	5,273.55
06/15/2024	Paydown	448977AD0	35,000.00	Hyundai Auto Receivables Trust 2022-A A3 2.22% Due 10/15/2026	1,744.35	42.28	1,786.63
06/15/2024	Paydown	47787JAC2	50,000.00	John Deere Owner Trust 2022-A A3 2.32% Due 9/16/2026	2,073.93	64.77	2,138.70
06/15/2024	Paydown	47800AAC4	50,000.00	John Deere Owner Trust 2022-B A3 3.74% Due 2/16/2027	2,048.10	136.76	2,184.86
06/16/2024	Paydown	380146AC4	24,771.54	GM Financial Auto Receivables 2022-1 A3 1.26% Due 11/16/2026	1,230.08	15.88	1,245.96
06/16/2024	Paydown	362554AC1	25,867.65	GM Financial Securitized Term 2021-4 A3 0.68% Due 9/16/2026	1,436.92	8.15	1,445.07
06/16/2024	Paydown	362585AC5	40,000.00	GM Financial Securitized ART 2022-2 A3 3.1% Due 2/16/2027	1,816.20	75.21	1,891.41
06/17/2024	Interest	3135G04Z3	260,000.00	FNMA Note 0.5% Due 6/17/2025	0.00	650.00	650.00
06/18/2024	Interest	892367JK2	130,000.00	Toyota Motor Credit Corp Note 1.125% Due 6/18/2026	0.00	731.25	731.25
06/19/2024	Interest	06051GJD2	80,000.00	Bank of America Corp Callable Note Cont 6/19/2025 1.319% Due 6/19/2026	0.00	527.60	527.60



Payment Date	Transaction Type	CUSIP	Quantity	Security Description	Principal Amount	Income	Total Amount
06/20/2024	Paydown	36266FAC3	50,000.00	GM Financial Auto Lease Trust 2022-2 A3 3.42% Due 6/20/2025	7,146.31	40.74	7,187.05
06/20/2024	Paydown	92348KAV5	45,000.00	Verizon Master Trust 2022-5 A1A 3.72% Due 7/20/2027	2,622.29	99.23	2,721.52
06/21/2024	Paydown	43815GAC3	34,285.56	Honda Auto Receivables Trust 2021-4 A3 0.88% Due 1/21/2026	2,016.80	13.32	2,030.12
06/21/2024	Paydown	43815JAC7	40,000.00	Honda Auto Receivables Owner 2023-1 A3 5.04% Due 4/21/2027	0.00	168.00	168.00
06/25/2024	Paydown	05593AAC3	20,000.00	BMW Vehicle Lease Trust 2023-1 A3 5.16% Due 11/25/2025	1,965.73	86.00	2,051.73
06/25/2024	Paydown	05592XAD2	30,000.00	BMW Vehicle Owner Trust 2023-A A3 5.47% Due 2/25/2028	0.00	136.75	136.75
06/25/2024	Paydown	05602RAD3	40,000.00	BMW Vehicle Owner Trust 2022-A A3 3.21% Due 8/25/2026	2,382.13	33.60	2,415.73
06/25/2024	Paydown	3137FG6X8	295,000.00	FHLMC K077 A2 3.85% Due 5/25/2028	4,896.43	822.83	5,719.26
06/30/2024	Interest	91282CBC4	125,000.00	US Treasury Note 0.375% Due 12/31/2025	0.00	234.38	234.38
06/30/2024	Interest	91282CGC9	180,000.00	US Treasury Note 3.875% Due 12/31/2027	0.00	3,487.50	3,487.50
06/30/2024	Interest	91282CEW7	175,000.00	US Treasury Note 3.25% Due 6/30/2027	0.00	2,843.75	2,843.75
JUN 2024					53,771.55	25,660.44	79,431.99
07/01/2024	Maturity	4581X0EE4	85,000.00	Inter-American Dev Bank Note 3.25% Due 7/1/2024	85,000.00	1,381.25	86,381.25
07/07/2024	Interest	02665WEM9	150,000.00	American Honda Finance Note 5.125% Due 7/7/2028	0.00	3,843.75	3,843.75
07/07/2024	Interest	3135G0X24	235,000.00	FNMA Note 1.625% Due 1/7/2025	0.00	1,909.38	1,909.38
07/13/2024	Interest	45950KDD9	85,000.00	International Finance Corp Note 4.5% Due 7/13/2028	0.00	1,912.50	1,912.50
07/15/2024	Interest	87612EBM7	70,000.00	Target Corp Callable Note Cont 12/15/2026 1.95% Due 1/15/2027	0.00	682.50	682.50

Cash Flow Report

As of September 30, 2023



Payment Date	Transaction Type	CUSIP	Quantity	Security Description	Principal Amount	Income	Total Amount
07/15/2024	Paydown	89237VAB5	1,027.23	Toyota Auto Receivables Trust 2020-C A3 0.44% Due 10/15/2024	79.10	0.12	79.22
07/15/2024	Paydown	448977AD0	35,000.00	Hyundai Auto Receivables Trust 2022-A A3 2.22% Due 10/15/2026	1,746.59	39.05	1,785.64
07/15/2024	Paydown	44934KAC8	67,795.86	Hyundai Auto Receivables Trust 2021-B A3 0.38% Due 1/15/2026	5,651.47	5.37	5,656.84
07/15/2024	Paydown	47787JAC2	50,000.00	John Deere Owner Trust 2022-A A3 2.32% Due 9/16/2026	2,076.59	60.76	2,137.35
07/15/2024	Paydown	161571HT4	165,000.00	Chase Issuance Trust 23-A1 A 5.16% Due 9/15/2028	0.00	709.50	709.50
07/15/2024	Paydown	43815BAC4	65,000.00	Honda Auto Receivables Trust 2022-1 A3 1.88% Due 5/15/2026	3,241.87	57.11	3,298.98
07/15/2024	Paydown	47789QAC4	36,915.66	John Deere Owner Trust 2021-B A3 0.52% Due 3/16/2026	2,050.97	8.00	2,058.97
07/15/2024	Paydown	477920AC6	50,000.00	John Deere Owner Trust 2023-B A3 5.18% Due 3/15/2028	0.00	215.83	215.83
07/15/2024	Paydown	58768PAC8	120,000.00	Mercedes-Benz Auto Receivables 2022-1 A3 5.21% Due 8/16/2027	4,773.38	500.37	5,273.75
07/15/2024	Paydown	58770AAC7	30,000.00	Mercedes-Benz Auto Receivable 2023-1 A3 4.51% Due 11/15/2027	0.00	112.75	112.75
07/15/2024	Paydown	89238FAD5	45,000.00	Toyota Auto Receivables OT 2022-B A3 2.93% Due 9/15/2026	2,134.17	68.56	2,202.73
07/15/2024	Paydown	47800CAC0	75,000.00	John Deere Owner Trust 2023-A A3 5.01% Due 11/15/2027	1,403.65	261.47	1,665.12
07/15/2024	Paydown	44935FAD6	25,706.02	Hyundai Auto Receivables Trust 2021-C A3 0.74% Due 5/15/2026	1,607.03	6.94	1,613.97
07/15/2024	Paydown	47788UAC6	19,444.78	John Deere Owner Trust 2021-A A3 0.36% Due 9/15/2025	1,497.21	1.80	1,499.01
07/15/2024	Paydown	47800AAC4	50,000.00	John Deere Owner Trust 2022-B A3 3.74% Due 2/16/2027	2,052.19	130.38	2,182.57
07/16/2024	Paydown	362585AC5	40,000.00	GM Financial Securitized ART 2022-2 A3 3.1% Due 2/16/2027	1,816.65	70.51	1,887.16
07/16/2024	Paydown	380146AC4	24,771.54	GM Financial Auto Receivables 2022-1 A3 1.26% Due 11/16/2026	1,235.48	14.59	1,250.07

Cash Flow Report

As of September 30, 2023



Payment Date	Transaction Type	CUSIP	Quantity	Security Description	Principal Amount	Income	Total Amount
07/16/2024	Paydown	362554AC1	25,867.65	GM Financial Securitized Term 2021-4 A3 0.68% Due 9/16/2026	1,437.26	7.34	1,444.60
07/20/2024	Interest	06051GGF0	100,000.00	Bank of America Corp Callable Note 1/20/2027 3.824% Due 1/20/2028	0.00	1,912.00	1,912.00
07/20/2024	Paydown	92348KAV5	45,000.00	Verizon Master Trust 2022-5 A1A 3.72% Due 7/20/2027	2,630.42	91.10	2,721.52
07/20/2024	Paydown	36266FAC3	50,000.00	GM Financial Auto Lease Trust 2022-2 A3 3.42% Due 6/20/2025	7,148.04	20.37	7,168.41
07/21/2024	Interest	3137EAEU9	140,000.00	FHLMC Note 0.375% Due 7/21/2025	0.00	262.50	262.50
07/21/2024	Paydown	43815GAC3	34,285.56	Honda Auto Receivables Trust 2021-4 A3 0.88% Due 1/21/2026	2,017.27	11.84	2,029.11
07/21/2024	Paydown	43815JAC7	40,000.00	Honda Auto Receivables Owner 2023-1 A3 5.04% Due 4/21/2027	0.00	168.00	168.00
07/25/2024	Interest	46647PDG8	110,000.00	JP Morgan Chase & Co Callable Note Cont 7/25/2027 4.851% Due 7/25/2028	0.00	2,668.05	2,668.05
07/25/2024	Paydown	05592XAD2	30,000.00	BMW Vehicle Owner Trust 2023-A A3 5.47% Due 2/25/2028	0.00	136.75	136.75
07/25/2024	Paydown	05593AAC3	20,000.00	BMW Vehicle Lease Trust 2023-1 A3 5.16% Due 11/25/2025	1,973.27	77.55	2,050.82
07/25/2024	Paydown	05602RAD3	40,000.00	BMW Vehicle Owner Trust 2022-A A3 3.21% Due 8/25/2026	2,147.82	27.23	2,175.05
07/25/2024	Paydown	3137FG6X8	295,000.00	FHLMC K077 A2 3.85% Due 5/25/2028	4,914.38	807.12	5,721.50
07/26/2024	Maturity	3133EKWV4	150,000.00	FFCB Note 1.85% Due 7/26/2024	150,000.00	1,387.50	151,387.50
07/31/2024	Interest	91282CGH8	220,000.00	US Treasury Note 3.5% Due 1/31/2028	0.00	3,850.00	3,850.00
07/31/2024	Interest	91282CCP4	125,000.00	US Treasury Note 0.625% Due 7/31/2026	0.00	390.63	390.63
07/31/2024	Interest	91282CHQ7	220,000.00	US Treasury Note 4.125% Due 7/31/2028	0.00	4,537.50	4,537.50
JUL 2024					288,634.81	28,347.97	316,982.78

Small Cities Organized Risk Effort

Account #590

Cash Flow Report

As of September 30, 2023



Payment Date	Transaction Type	CUSIP	Quantity	Security Description	Principal Amount	Income	Total Amount
08/06/2024	Interest	857477BR3	40,000.00	State Street Bank Callable Note Cont 2/6/2025 1.746% Due 2/6/2026	0.00	349.20	349.20
08/12/2024	Interest	14913R3A3	95,000.00	Caterpillar Financial Service Note 3.6% Due 8/12/2027	0.00	1,710.00	1,710.00
08/12/2024	Interest	3137EAEP0	260,000.00	FHLMC Note 1.5% Due 2/12/2025	0.00	1,950.00	1,950.00
08/15/2024	Interest	438516CJ3	180,000.00	Honeywell Intl Callable Note Cont 01/15/2028 4.95% Due 2/15/2028	0.00	4,455.00	4,455.00
08/15/2024	Interest	912828J27	175,000.00	US Treasury Note 2% Due 2/15/2025	0.00	1,750.00	1,750.00
08/15/2024	Interest	756109BG8	200,000.00	Realty Income Corp Calllable Note Cont 5/15/2027 3.95% Due 8/15/2027	0.00	3,950.00	3,950.00
08/15/2024	Interest	9128283W8	230,000.00	US Treasury Note 2.75% Due 2/15/2028	0.00	3,162.50	3,162.50
08/15/2024	Interest	912828V98	200,000.00	US Treasury Note 2.25% Due 2/15/2027	0.00	2,250.00	2,250.00
08/15/2024	Paydown	47800CAC0	75,000.00	John Deere Owner Trust 2023-A A3 5.01% Due 11/15/2027	1,409.51	255.61	1,665.12
08/15/2024	Paydown	161571HT4	165,000.00	Chase Issuance Trust 23-A1 A 5.16% Due 9/15/2028	0.00	709.50	709.50
08/15/2024	Paydown	43815BAC4	65,000.00	Honda Auto Receivables Trust 2022-1 A3 1.88% Due 5/15/2026	3,256.08	52.03	3,308.11
08/15/2024	Paydown	44934KAC8	67,795.86	Hyundai Auto Receivables Trust 2021-B A3 0.38% Due 1/15/2026	5,651.99	3.58	5,655.57
08/15/2024	Paydown	58768PAC8	120,000.00	Mercedes-Benz Auto Receivables 2022-1 A3 5.21% Due 8/16/2027	4,794.31	479.64	5,273.95
08/15/2024	Paydown	448977AD0	35,000.00	Hyundai Auto Receivables Trust 2022-A A3 2.22% Due 10/15/2026	1,748.83	35.82	1,784.65
08/15/2024	Paydown	47787JAC2	50,000.00	John Deere Owner Trust 2022-A A3 2.32% Due 9/16/2026	2,079.25	56.75	2,136.00
08/15/2024	Paydown	47789QAC4	36,915.66	John Deere Owner Trust 2021-B A3 0.52% Due 3/16/2026	2,051.15	7.11	2,058.26
08/15/2024	Paydown	477920AC6	50,000.00	John Deere Owner Trust 2023-B A3 5.18% Due 3/15/2028	0.00	215.83	215.83

Small Cities Organized Risk Effort

Account #590

Cash Flow Report

As of September 30, 2023



Payment Date	Transaction Type	CUSIP	Quantity	Security Description	Principal Amount	Income	Total Amount
08/15/2024	Paydown	58770AAC7	30,000.00	Mercedes-Benz Auto Receivable 2023-1 A3 4.51% Due 11/15/2027	0.00	112.75	112.75
08/15/2024	Paydown	89237VAB5	1,027.23	Toyota Auto Receivables Trust 2020-C A3 0.44% Due 10/15/2024	79.13	0.09	79.22
08/15/2024	Paydown	89238FAD5	45,000.00	Toyota Auto Receivables OT 2022-B A3 2.93% Due 9/15/2026	2,138.43	63.35	2,201.78
08/15/2024	Paydown	44935FAD6	25,706.02	Hyundai Auto Receivables Trust 2021-C A3 0.74% Due 5/15/2026	1,607.29	5.95	1,613.24
08/15/2024	Paydown	47788UAC6	19,444.78	John Deere Owner Trust 2021-A A3 0.36% Due 9/15/2025	1,497.69	1.35	1,499.04
08/15/2024	Paydown	47800AAC4	50,000.00	John Deere Owner Trust 2022-B A3 3.74% Due 2/16/2027	2,056.29	123.98	2,180.27
08/16/2024	Paydown	362585AC5	40,000.00	GM Financial Securitized ART 2022-2 A3 3.1% Due 2/16/2027	1,817.08	65.82	1,882.90
08/16/2024	Paydown	362554AC1	25,867.65	GM Financial Securitized Term 2021-4 A3 0.68% Due 9/16/2026	1,437.60	6.52	1,444.12
08/16/2024	Paydown	380146AC4	24,771.54	GM Financial Auto Receivables 2022-1 A3 1.26% Due 11/16/2026	1,240.89	13.29	1,254.18
08/20/2024	Paydown	92348KAV5	45,000.00	Verizon Master Trust 2022-5 A1A 3.72% Due 7/20/2027	2,638.57	82.95	2,721.52
08/21/2024	Paydown	43815JAC7	40,000.00	Honda Auto Receivables Owner 2023-1 A3 5.04% Due 4/21/2027	0.00	168.00	168.00
08/21/2024	Paydown	43815GAC3	34,285.56	Honda Auto Receivables Trust 2021-4 A3 0.88% Due 1/21/2026	2,017.74	10.36	2,028.10
08/25/2024	Interest	3135G05X7	220,000.00	FNMA Note 0.375% Due 8/25/2025	0.00	412.50	412.50
08/25/2024	Paydown	05602RAD3	40,000.00	BMW Vehicle Owner Trust 2022-A A3 3.21% Due 8/25/2026	1,913.06	21.49	1,934.55
08/25/2024	Paydown	05593AAC3	20,000.00	BMW Vehicle Lease Trust 2023-1 A3 5.16% Due 11/25/2025	1,980.84	69.06	2,049.90
08/25/2024	Paydown	3137FG6X8	295,000.00	FHLMC K077 A2 3.85% Due 5/25/2028	4,932.39	791.36	5,723.75
08/25/2024	Paydown	05592XAD2	30,000.00	BMW Vehicle Owner Trust 2023-A A3 5.47% Due 2/25/2028	0.00	136.75	136.75

Small Cities Organized Risk Effort

Account #590

Cash Flow Report

As of September 30, 2023



Payment Date	Transaction Type	CUSIP	Quantity	Security Description	Principal Amount	Income	Total Amount
08/31/2024	Interest	91282CCW9	350,000.00	US Treasury Note 0.75% Due 8/31/2026	0.00	1,312.50	1,312.50
08/31/2024	Interest	91282CFH9	120,000.00	US Treasury Note 3.125% Due 8/31/2027	0.00	1,875.00	1,875.00
08/31/2024	Interest	91282CCV1	250,000.00	US Treasury Note 1.125% Due 8/31/2028	0.00	1,406.25	1,406.25
08/31/2024	Interest	912828ZC7	50,000.00	US Treasury Note 1.125% Due 2/28/2025	0.00	281.25	281.25
08/31/2024	Interest	91282CHX2	150,000.00	US Treasury Note 4.375% Due 8/31/2028	0.00	3,281.25	3,281.25
AUG 2024					46,348.12	31,634.39	77,982.51
09/03/2024	Interest	808513BY0	150,000.00	Charles Schwab Corp Callable Note Cont 2/3/2027 2.45% Due 3/3/2027	0.00	1,837.50	1,837.50
09/09/2024	Interest	931142EX7	50,000.00	Wal-Mart Stores Callable Note Cont 09/09/2027 3.95% Due 9/9/2027	0.00	987.50	987.50
09/09/2024	Interest	57636QAW4	95,000.00	MasterCard Inc Callable Note Cont 2/9/28 4.875% Due 3/9/2028	0.00	2,315.63	2,315.63
09/10/2024	Interest	3130ATS57	275,000.00	FHLB Note 4.5% Due 3/10/2028	0.00	6,187.50	6,187.50
09/13/2024	Maturity	3130A2UW4	200,000.00	FHLB Note 2.875% Due 9/13/2024	200,000.00	2,875.00	202,875.00
09/14/2024	Interest	3130A4CH3	225,000.00	FHLB Note 2.375% Due 3/14/2025	0.00	2,671.88	2,671.88
09/15/2024	Interest	09247XAN1	190,000.00	Blackrock Inc Note 3.2% Due 3/15/2027	0.00	3,040.00	3,040.00
09/15/2024	Interest	00440EAS6	140,000.00	Chubb INA Holdings Inc Note 3.15% Due 3/15/2025	0.00	2,205.00	2,205.00
09/15/2024	Interest	084664CZ2	115,000.00	Berkshire Hathaway Callable Note Cont 2/15/2027 2.3% Due 3/15/2027	0.00	1,322.50	1,322.50
09/15/2024	Paydown	44935FAD6	25,706.02	Hyundai Auto Receivables Trust 2021-C A3 0.74% Due 5/15/2026	1,607.56	4.96	1,612.52
09/15/2024	Paydown	47789QAC4	36,915.66	John Deere Owner Trust 2021-B A3 0.52% Due 3/16/2026	2,051.34	6.22	2,057.56

Cash Flow Report

As of September 30, 2023



Payment Date	Transaction Type	CUSIP	Quantity	Security Description	Principal Amount	Income	Total Amount
09/15/2024	Paydown	477920AC6	50,000.00	John Deere Owner Trust 2023-B A3 5.18% Due 3/15/2028	0.00	215.83	215.83
09/15/2024	Paydown	58770AAC7	30,000.00	Mercedes-Benz Auto Receivable 2023-1 A3 4.51% Due 11/15/2027	1,250.18	112.75	1,362.93
09/15/2024	Paydown	89238FAD5	45,000.00	Toyota Auto Receivables OT 2022-B A3 2.93% Due 9/15/2026	2,142.70	58.13	2,200.83
09/15/2024	Paydown	448977AD0	35,000.00	Hyundai Auto Receivables Trust 2022-A A3 2.22% Due 10/15/2026	1,751.08	32.58	1,783.66
09/15/2024	Paydown	44934KAC8	67,795.86	Hyundai Auto Receivables Trust 2021-B A3 0.38% Due 1/15/2026	5,652.50	1.79	5,654.29
09/15/2024	Paydown	47787JAC2	50,000.00	John Deere Owner Trust 2022-A A3 2.32% Due 9/16/2026	2,081.92	52.73	2,134.65
09/15/2024	Paydown	47800CAC0	75,000.00	John Deere Owner Trust 2023-A A3 5.01% Due 11/15/2027	1,415.40	249.72	1,665.12
09/15/2024	Paydown	161571HT4	165,000.00	Chase Issuance Trust 23-A1 A 5.16% Due 9/15/2028	0.00	709.50	709.50
09/15/2024	Paydown	43815BAC4	65,000.00	Honda Auto Receivables Trust 2022-1 A3 1.88% Due 5/15/2026	3,270.35	46.93	3,317.28
09/15/2024	Paydown	47788UAC6	19,444.78	John Deere Owner Trust 2021-A A3 0.36% Due 9/15/2025	1,498.18	0.90	1,499.08
09/15/2024	Paydown	47800AAC4	50,000.00	John Deere Owner Trust 2022-B A3 3.74% Due 2/16/2027	2,060.40	117.57	2,177.97
09/15/2024	Paydown	58768PAC8	120,000.00	Mercedes-Benz Auto Receivables 2022-1 A3 5.21% Due 8/16/2027	4,815.32	458.83	5,274.15
09/15/2024	Paydown	89237VAB5	1,027.23	Toyota Auto Receivables Trust 2020-C A3 0.44% Due 10/15/2024	79.16	0.06	79.22
09/16/2024	Paydown	380146AC4	24,771.54	GM Financial Auto Receivables 2022-1 A3 1.26% Due 11/16/2026	1,246.33	11.99	1,258.32
09/16/2024	Paydown	362554AC1	25,867.65	GM Financial Securitized Term 2021-4 A3 0.68% Due 9/16/2026	1,437.93	5.71	1,443.64
09/16/2024	Paydown	362585AC5	40,000.00	GM Financial Securitized ART 2022-2 A3 3.1% Due 2/16/2027	1,817.52	61.13	1,878.65
09/17/2024	Interest	931142ER0	30,000.00	Wal-Mart Stores Callable Note Cont 08/17/2026 1.05% Due 9/17/2026	0.00	157.50	157.50

Cash Flow Report

As of September 30, 2023



Payment Date	Transaction Type	CUSIP	Quantity	Security Description	Principal Amount	Income	Total Amount
09/19/2024	Interest	30231GBH4	140,000.00	Exxon Mobil Corp Callable Note Cont 2/19/2025 2.992% Due 3/19/2025	0.00	2,094.40	2,094.40
09/20/2024	Paydown	92348KAV5	45,000.00	Verizon Master Trust 2022-5 A1A 3.72% Due 7/20/2027	2,646.75	74.77	2,721.52
09/21/2024	Paydown	43815JAC7	40,000.00	Honda Auto Receivables Owner 2023-1 A3 5.04% Due 4/21/2027	0.00	168.00	168.00
09/21/2024	Paydown	43815GAC3	34,285.56	Honda Auto Receivables Trust 2021-4 A3 0.88% Due 1/21/2026	2,018.20	8.89	2,027.09
09/23/2024	Interest	3137EAEX3	200,000.00	FHLMC Note 0.375% Due 9/23/2025	0.00	375.00	375.00
09/23/2024	Maturity	4581X0DZ8	190,000.00	Inter-American Dev Bank Note 0.5% Due 9/23/2024	190,000.00	475.00	190,475.00
09/25/2024	Paydown	3137FG6X8	295,000.00	FHLMC K077 A2 3.85% Due 5/25/2028	4,950.48	775.53	5,726.01
09/25/2024	Paydown	05602RAD3	40,000.00	BMW Vehicle Owner Trust 2022-A A3 3.21% Due 8/25/2026	1,677.85	16.37	1,694.22
09/25/2024	Paydown	05592XAD2	30,000.00	BMW Vehicle Owner Trust 2023-A A3 5.47% Due 2/25/2028	0.00	136.75	136.75
09/25/2024	Paydown	05593AAC3	20,000.00	BMW Vehicle Lease Trust 2023-1 A3 5.16% Due 11/25/2025	1,988.44	60.54	2,048.98
SEP 2024					437,459.59	29,932.59	467,392.18
TOTAL					1,727,749.92	366,467.79	2,094,217.71



Chandler Asset Management, Inc. ("Chandler") is an SEC registered investment adviser. For additional information about our firm, please see our current disclosures (Form ADV). To obtain a copy of our current disclosures, you may contact your client service representative by calling the number on the front of this statement or you may visit our website at www.chandlerasset.com.

Information contained in this monthly statement is confidential and is provided for informational purposes only and should not be construed as specific investment or legal advice. The information contained herein was obtained from sources believed to be reliable as of the date of this statement, but may become outdated or superseded at any time without notice.

Custody: Your qualified custodian bank maintains control of all assets reflected in this statement and we urge you to compare this statement to the one you receive from your qualified custodian. Chandler does not have any authority to withdraw or deposit funds from/to the custodian account.

Valuation: Prices are provided by IDC, an independent pricing source. In the event IDC does not provide a price or if the price provided is not reflective of fair market value, Chandler will obtain pricing from an alternative approved third party pricing source in accordance with our written valuation policy and procedures. Our valuation procedures are also disclosed in Item 5 of our Form ADV Part 2A.

Performance: Performance results are presented gross-of-advisory fees and represent the client's Total Return. The deduction of advisory fees lowers performance results. These results include the reinvestment of dividends and other earnings. Past performance may not be indicative of future results. Therefore, clients should not assume that future performance of any specific investment or investment strategy will be profitable or equal to past performance levels. All investment strategies have the potential for profit or loss. Economic factors, market conditions or changes in investment strategies, contributions or withdrawals may materially alter the performance and results of your portfolio.

Source ice Data Indices, LLC ("ICE"), used with permission. ICE PERMITS USE OF THE ICE INDICES AND RELATED DATA ON AN "AS IS" BASIS; ICE, ITS AFFILIATES AND THEIR RESPECTIVE THIRD PARTY SUPPLIERS DISCLAIM ANY AND ALL WARRANTIES AND REPRESENTATIONS, EXPRESS AND/OR IMPLIED, INCLUDING ANY WARRANTIES OF MERCHANTABILITY OR FITNESS FOR A PARTICULAR PURPOSE OR USE, INCLUDING THE INDICES, INDEX DATA AND ANY DATA INCLUDED IN, RELATED TO, OR DERIVED THEREFROM. NEITHER ICE DATA, ITS AFFILIATES OR THEIR RESPECTIVE THIRD PARTY PROVIDERS GUARANTEE THE QUALITY, ADEQUACY, ACCURACY, TIMELINESS OR COMPLETENESS OF THE INDICES OR THE INDEX DATA OR ANY COMPONENT THEREOF, AND THE INDICES AND INDEX DATA AND ALL COMPONENTS THEREOF ARE PROVIDED ON AN "AS IS" BASIS AND LICENSEE'S USE IS AT LICENSEE'S OWN RISK. ICE DATA, ITS AFFILIATES AND THEIR RESPECTIVE THIRD PARTY DO NOT SPONSOR, ENDORSE, OR RECOMMEND CHANDLER, OR ANY OF ITS PRODUCTS OR SERVICES.

Index returns assume reinvestment of all distributions. Historical performance results for investment indexes generally do not reflect the deduction of transaction and/or custodial charges or the deduction of an investment management fee, the incurrence of which would have the effect of decreasing historical performance results. It is not possible to invest directly in an index.

Ratings: Ratings information have been provided by Moody's, S&P and Fitch through data feeds we believe to be reliable as of the date of this statement, however we cannot guarantee its accuracy.

Security level ratings for U.S. Agency issued mortgage-backed securities ("MBS") reflect the issuer rating because the securities themselves are not rated. The issuing U.S. Agency guarantees the full and timely payment of both principal and interest and carries a AA+/Aaa/AAA by S&P, Moody's and Fitch respectively.



Benchmark Index	Disclosure
ICE BofA 1-5 Yr US Treasury & Agency Index	The ICE BofA 1-5 Year US Treasury & Agency Index tracks the performance of US dollar denominated US Treasury and nonsubordinated US agency debt issued in the US domestic market. Qualifying securities must have an investment grade rating (based on an average of Moody's, S&P and Fitch). Qualifying securities must have at least one year remaining term to final maturity and less than five years remaining term to final maturity, at least 18 months to maturity at time of issuance, a fixed coupon schedule, and a minimum amount outstanding of \$1 billion for sovereigns and \$250 million for agencies.
ICE BofA 1-5 Yr AAA-A US Corp & Govt Index	The ICE BofA US 1-5 Year AAA-A US Corporate & Government Index tracks the performance of US dollar denominated investment grade debt publicly issued in the US domestic market, including US Treasury, US agency, foreign government, supranational, and corporate securities. Qualifying securities must be issued from US issuers and be rated AAA through A3 (based on an average of Moody's, S&P and Fitch). In addition, qualifying securities must have at least one year remaining term to final maturity and less than five years remaining term to final maturity, at least 18 months to final maturity at point of issuance, a fixed coupon schedule, and a minimum amount outstanding of \$1 billion for US Treasuries and \$250 million for all other securities.



QUESTIONS?

If you have any questions regarding your account or this statement, please contact your Administrator.

SAMIR SOMERVILLE-POWEL
CN-OH-W5IT
CN-OH-W5IT
425 WALNUT STREET
CINCINNATI OH 45202
Phone 513-629-8204
E-mail samir.somervillepowell@usbank.com

Portfolio Manager:
TS PRT RC #1 - AUTO
CN-OH-W6TC

ACCOUNT NUMBER: 001050986308
SMALL CITIES ORGANIZED RISK EFFORT

This statement is for the period from August 1, 2023 to August 31, 2023

000001846 05 SP 000638546874732 P
SMALL CITIES ORGANIZED RISK EFFORT
2180 HARVARD STREET, SUITE 460
SACRAMENTO, CA 95815-3329



TABLE OF CONTENTS

Schedule	Page
Market Value Summary	1
Asset Summary	2
Income Summary	3
Cash Summary	4
Asset Detail	5
Transaction Detail	20
Sale/Maturity Summary	28
Bond Summary	33

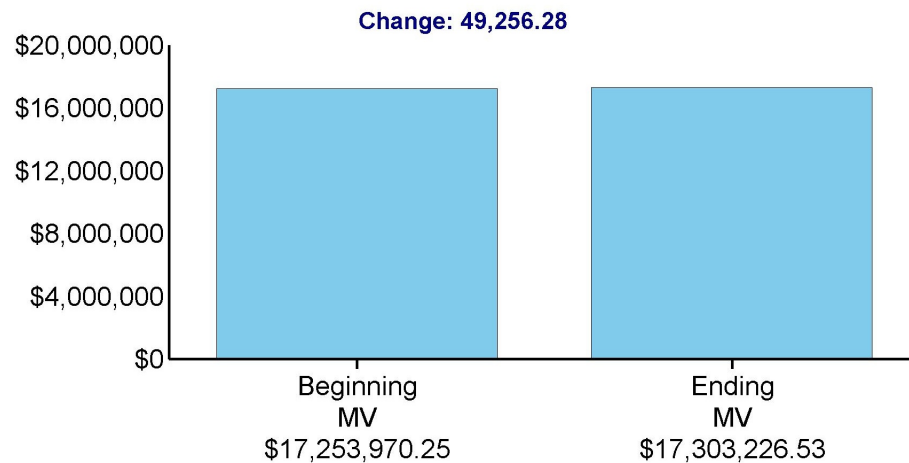


SMALL CITIES ORGANIZED
ACCOUNT NUMBER: 001050986308

Page 1 of 34
August 1, 2023 to August 31, 2023

MARKET VALUE SUMMARY

	Current Period 08/01/23 to 08/31/23
Beginning Market Value	\$17,253,970.25
Taxable Interest	39,507.66
Fees and Expenses	-1,835.09
Long Term Gains/Losses	-3,549.74
Change in Investment Value	15,133.45
Ending Market Value	\$17,303,226.53



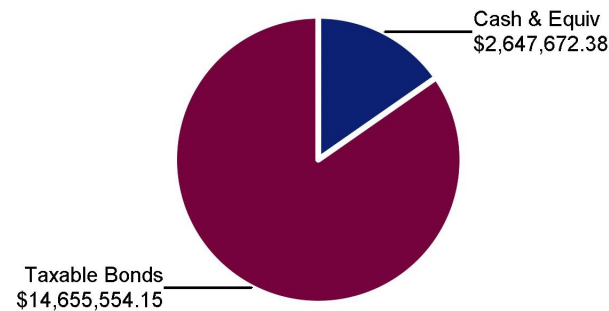


SMALL CITIES ORGANIZED
ACCOUNT NUMBER: 001050986308

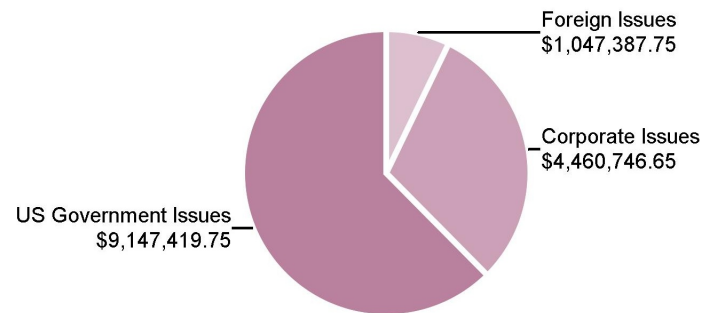
Page 2 of 34
August 1, 2023 to August 31, 2023

ASSET SUMMARY

Assets	Current Period Market Value	% of Total	Estimated Annual Income
Cash & Equivalents	2,647,672.38	15.30	136,420.18
Taxable Bonds	14,655,554.15	84.70	369,772.84
Total Market Value	\$17,303,226.53	100.00	\$506,193.02



Fixed Income Summary





SMALL CITIES ORGANIZED
ACCOUNT NUMBER: 001050986308

Page 3 of 34
August 1, 2023 to August 31, 2023

INCOME SUMMARY

	Income Received Current Period
Taxable Interest	39,507.66
Total Current Period Income	\$39,507.66



SMALL CITIES ORGANIZED
ACCOUNT NUMBER: 001050986308

Page 4 of 34
August 1, 2023 to August 31, 2023

CASH SUMMARY

	Principal Cash	Income Cash	Total Cash
Beginning Cash 08/01/2023	-\$2,022,469.69	\$2,022,469.69	\$0.00
Taxable Interest		39,507.66	39,507.66
Fees and Expenses	-1,835.09		-1,835.09
Purchases	-257,038.40		-257,038.40
Sales	1,008,290.70		1,008,290.70
Net Money Market Activity	-788,924.87		-788,924.87
Ending Cash 08/31/2023	-\$2,061,977.35	\$2,061,977.35	\$0.00



SMALL CITIES ORGANIZED
ACCOUNT NUMBER: 001050986308

Page 5 of 34
August 1, 2023 to August 31, 2023

ASSET DETAIL

Security Description

Shares/Face Amt	Price	Market Value	Tax Cost	Unrealized Gain/Loss	Percent of Total Portfolio	Estimated Annual Income	Estimated Current Yield
Cash & Equivalents							
Cash/Money Market							
First American Government - 31846V203 Oblig Fd Cl Y #3763							
996,818.980	1.0000	996,818.98	996,818.98	0.00	5.8	49,259.79	4.94
U S Treasury Bill - 912796CR8 09/21/2023							
830,000.000	99.7070	827,568.10	819,679.99	7,888.11	4.8	43,502.38	5.26
U S Treasury Bill - 912797FC6 10/26/2023							
830,000.000	99.1910	823,285.30	819,424.24	3,861.06	4.8	43,658.01	5.30

Total Cash/Money Market

\$2,647,672.38 \$2,635,923.21 \$11,749.17 15.3 \$136,420.18

Cash

Principal Cash		-2,061,977.35	-2,061,977.35		-11.9		
Income Cash		2,061,977.35	2,061,977.35		11.9		
Total Cash		\$0.00	\$0.00	\$0.00	0.0	\$0.00	

Total Cash & Equivalents

\$2,647,672.38 \$2,635,923.21 \$11,749.17 15.3 \$136,420.18

Taxable Bonds

US Government Issues

F N M A - 3135G0V34 2.500 02/05/2024							
125,000.000	98.7600	123,450.00	124,521.25	-1,071.25	0.7	3,125.00	2.53



SMALL CITIES ORGANIZED
ACCOUNT NUMBER: 001050986308

Page 6 of 34
August 1, 2023 to August 31, 2023



ASSET DETAIL (continued)

Security Description

	Shares/Face Amt	Price	Market Value	Tax Cost	Unrealized Gain/Loss	Percent of Total Portfolio	Estimated Annual Income	Estimated Current Yield
U S Treasury Note - 912828WJ5 2.500 05/15/2024	150,000.000	97.9610	146,941.50	154,136.72	-7,195.22	0.8	3,750.00	2.55
Federal Home Loan Bks - 3130A1XJ2 2.875 06/14/2024	230,000.000	98.1270	225,692.10	239,917.60	-14,225.50	1.3	6,612.50	2.93
Federal Farm Credit Bks - 3133EKWV4 1.850 07/26/2024	150,000.000	96.9330	145,399.50	151,448.40	-6,048.90	0.8	2,775.00	1.91
Federal Home Loan Bks - 3130A2UW4 2.875 09/13/2024	200,000.000	97.4640	194,928.00	211,539.00	-16,611.00	1.1	5,750.00	2.95
U S Treasury Note - 912828YH7 1.500 09/30/2024	300,000.000	96.0160	288,048.00	297,509.76	-9,461.76	1.7	4,500.00	1.56
F N M A - 3135G0W66 1.625 10/15/2024	175,000.000	96.1050	168,183.75	173,547.50	-5,363.75	1.0	2,843.75	1.69
U S Treasury Note - 9128283J7 2.125 11/30/2024	275,000.000	96.2540	264,698.50	279,733.40	-15,034.90	1.5	5,843.75	2.21
F N M A - 3135G0X24 1.625 01/07/2025	235,000.000	95.4490	224,305.15	239,814.00	-15,508.85	1.3	3,818.75	1.70
F H L M C - 3137EAEP0 1.500 02/12/2025	260,000.000	94.9600	246,896.00	259,799.80	-12,903.80	1.4	3,900.00	1.58
U S Treasury Note - 912828J27 2.000 02/15/2025	175,000.000	95.6560	167,398.00	185,903.32	-18,505.32	1.0	3,500.00	2.09



SMALL CITIES ORGANIZED
ACCOUNT NUMBER: 001050986308

Page 7 of 34
August 1, 2023 to August 31, 2023

ASSET DETAIL (continued)

Security Description

	Shares/Face Amt	Price	Market Value	Tax Cost	Unrealized Gain/Loss	Percent of Total Portfolio	Estimated Annual Income	Estimated Current Yield
U S Treasury Note - 912828ZC7 1.125 02/28/2025	50,000.000	94.3240	47,162.00	50,992.19	-3,830.19	0.3	562.50	1.19
Federal Home Loan Bks - 3130A4CH3 2.375 03/14/2025	225,000.000	96.0280	216,063.00	237,998.25	-21,935.25	1.2	5,343.75	2.47
Federal Home Loan Bks - 3130AJHU6 0.500 04/14/2025	150,000.000	93.1010	139,651.50	149,800.80	-10,149.30	0.8	750.00	0.54
F N M A Deb - 3135G03U5 0.625 04/22/2025	105,000.000	93.1450	97,802.25	104,783.70	-6,981.45	0.6	656.25	0.67
F N M A - 3135G04Z3 0.500 06/17/2025	260,000.000	92.3990	240,237.40	259,461.80	-19,224.40	1.4	1,300.00	0.54
F H L M C M T N - 3137EAEU9 0.375 07/21/2025	140,000.000	91.8680	128,615.20	139,302.80	-10,687.60	0.7	525.00	0.41
F N M A - 3135G05X7 0.375 08/25/2025	220,000.000	91.4250	201,135.00	218,970.40	-17,835.40	1.2	825.00	0.41
F H L M C M T N - 3137EAEX3 0.375 09/23/2025	200,000.000	91.2440	182,488.00	199,398.00	-16,910.00	1.1	750.00	0.41
U S Treasury Note - 91282CFP1 4.250 10/15/2025	220,000.000	98.8790	217,533.80	221,332.03	-3,798.23	1.3	9,350.00	4.30
F N M A - 3135G06G3 0.500 11/07/2025	215,000.000	91.1080	195,882.20	214,230.30	-18,348.10	1.1	1,075.00	0.55



SMALL CITIES ORGANIZED
ACCOUNT NUMBER: 001050986308

Page 8 of 34
August 1, 2023 to August 31, 2023

ASSET DETAIL (continued)

Security Description

	Shares/Face Amt	Price	Market Value	Tax Cost	Unrealized Gain/Loss	Percent of Total Portfolio	Estimated Annual Income	Estimated Current Yield
U S Treasury Note - 91282CAZ4 0.375 11/30/2025	300,000.000	90.7660	272,298.00	300,093.75	-27,795.75	1.6	1,125.00	0.41
Federal Home Loan Bks - 3130ATUC9 4.500 12/12/2025	300,000.000	99.5440	298,632.00	302,262.00	-3,630.00	1.7	13,500.00	4.52
U S Treasury Note - 91282CBC4 0.375 12/31/2025	125,000.000	90.6090	113,261.25	124,882.81	-11,621.56	0.7	468.75	0.41
U S Treasury Note - 91282CBT7 0.750 03/31/2026	300,000.000	90.7580	272,274.00	297,597.66	-25,323.66	1.6	2,250.00	0.83
U S Treasury Note - 91282CBW0 0.750 04/30/2026	150,000.000	90.4380	135,657.00	149,009.77	-13,352.77	0.8	1,125.00	0.83
U S Treasury Note - 91282CCP4 0.625 07/31/2026	125,000.000	89.4260	111,782.50	123,813.48	-12,030.98	0.6	781.25	0.70
U S Treasury Note - 91282CCW9 08/31/2026 Var	350,000.000	89.5270	313,344.50	346,279.30	-32,934.80	1.8	2,625.00	0.84
U S Treasury Note - 91282CDG3 1.125 10/31/2026	325,000.000	90.1480	292,981.00	322,884.77	-29,903.77	1.7	3,656.25	1.25
U S Treasury Note - 912828V98 2.250 02/15/2027	200,000.000	92.9880	185,976.00	187,695.31	-1,719.31	1.1	4,500.00	2.42
U S Treasury Note - 91282CEF4 2.500 03/31/2027	200,000.000	93.7030	187,406.00	185,734.38	1,671.62	1.1	5,000.00	2.67



SMALL CITIES ORGANIZED
ACCOUNT NUMBER: 001050986308

Page 9 of 34
August 1, 2023 to August 31, 2023

ASSET DETAIL (continued)

Security Description

	Shares/Face Amt	Price	Market Value	Tax Cost	Unrealized Gain/Loss	Percent of Total Portfolio	Estimated Annual Income	Estimated Current Yield
U S Treasury Note - 91282CEN7 2.750 04/30/2027	340,000.000	94.3870	320,915.80	332,193.75	-11,277.95	1.9	9,350.00	2.91
U S Treasury Note - 91282CEW7 3.250 06/30/2027	175,000.000	96.0000	168,000.00	177,460.94	-9,460.94	1.0	5,687.50	3.38
U S Treasury Note - 91282CFH9 08/31/2027	120,000.000	95.4220	114,506.40	118,692.19	-4,185.79	0.7	3,750.00	3.27
U S Treasury Note - 91282CFM8 4.125 09/30/2027	150,000.000	99.0740	148,611.00	149,531.25	-920.25	0.9	6,187.50	4.16
U S Treasury Note - 91282CFU0 4.125 10/31/2027	220,000.000	99.0660	217,945.20	224,357.03	-6,411.83	1.3	9,075.00	4.16
U S Treasury Note - 9128283F5 2.250 11/15/2027	200,000.000	91.9570	183,914.00	184,875.00	-961.00	1.1	4,500.00	2.45
U S Treasury Note - 91282CGC9 3.875 12/31/2027	180,000.000	98.1680	176,702.40	183,171.09	-6,468.69	1.0	6,975.00	3.95
U S Treasury Note - 91282CGH8 3.500 01/31/2028	220,000.000	96.6990	212,737.80	213,125.00	-387.20	1.2	7,700.00	3.62
U S Treasury Note - 9128283W8 2.750 02/15/2028	230,000.000	93.6880	215,482.40	213,639.45	1,842.95	1.2	6,325.00	2.93
Federal Home Loan Bks - 3130ATS57 4.500 03/10/2028	275,000.000	100.6920	276,903.00	283,109.75	-6,206.75	1.6	12,375.00	4.47



SMALL CITIES ORGANIZED
ACCOUNT NUMBER: 001050986308

Page 10 of 34
August 1, 2023 to August 31, 2023

ASSET DETAIL (continued)

Security Description

	Shares/Face Amt	Price	Market Value	Tax Cost	Unrealized Gain/Loss	Percent of Total Portfolio	Estimated Annual Income	Estimated Current Yield
U S Treasury Note - 91282CGT2 3.625 03/31/2028	200,000.000	97.2110	194,422.00	196,343.75	-1,921.75	1.1	7,250.00	3.73
U S Treasury Note - 91282CHA2 3.500 04/30/2028	220,000.000	96.6800	212,696.00	220,275.00	-7,579.00	1.2	7,700.00	3.62
F H L M C Multiclass Mtg Partn - 3137FG6X8 C M O Ser K077 CI A2 05/25/2028 Var	295,000.000	95.8550	282,772.25	289,583.98	-6,811.73	1.6	11,357.50	4.02
U S Treasury Note - 91282CHE4 3.625 05/31/2028	180,000.000	97.2580	175,064.40	177,370.31	-2,305.91	1.0	6,525.00	3.73
Federal Home Loan Bks - 3130AWMN7 4.375 06/09/2028	200,000.000	100.3120	200,624.00	200,900.00	-276.00	1.2	8,750.00	4.36
Total US Government Issues			\$9,147,419.75	\$9,619,022.74	-\$471,602.99	52.9	\$216,095.00	

Corporate Issues

Apple Inc - 037833CU2 2.850 05/11/2024	150,000.000	98.2390	147,358.50	150,888.00	-3,529.50	0.9	4,275.00	2.90
Amazon Com Inc - 023135BW5 0.450 05/12/2024	95,000.000	96.6670	91,833.65	94,861.30	-3,027.65	0.5	427.50	0.47
Salesforce Com Inc - 79466LAG9 0.625 07/15/2024	25,000.000	95.8800	23,970.00	24,987.25	-1,017.25	0.1	156.25	0.65



SMALL CITIES ORGANIZED
ACCOUNT NUMBER: 001050986308

Page 11 of 34
August 1, 2023 to August 31, 2023

ASSET DETAIL (continued)

Security Description

	Shares/Face Amt	Price	Market Value	Tax Cost	Unrealized Gain/Loss	Percent of Total Portfolio	Estimated Annual Income	Estimated Current Yield
Toyota Auto Recv Tr - 89237VAB5 A B S Ser 2020 C CI A3 10/15/2024 Var	3,033.730	99.6540	3,023.23	3,033.50	-10.27	0.0	13.35	0.44
Honda Auto Receivables Owner - 43813KAC6 A B S Ser 2020 3 CI A3 0.370 10/18/2024	10,086.700	98.9920	9,985.03	10,085.22	-100.19	0.1	37.32	0.37
John Deere Owner Tr - 47787NAC3 A B S Ser 2020 B CI A3 11/15/2024 Var	668.730	99.6090	666.12	668.63	-2.51	0.0	3.41	0.51
Mercedes Benz Auto Lease - 58769KAD6 A B S Ser 2021 B CI A3 0.400 11/15/2024	29,268.690	98.8600	28,935.03	29,266.47	-331.44	0.2	117.07	0.40
Bmw Vehicle Lease Trust - 09690AAC7 0.330 12/26/2024	9,879.910	99.2310	9,803.93	9,878.88	-74.95	0.1	32.60	0.33
Ace Ina Holding - 00440EAS6 3.150 03/15/2025	140,000.000	96.6800	135,352.00	152,899.60	-17,547.60	0.8	4,410.00	3.26
Exxon Mobil Corporation - 30231GBH4 2.992 03/19/2025	140,000.000	96.8170	135,543.80	152,733.00	-17,189.20	0.8	4,188.80	3.09
Gm Fin Auto Lsng Tr - 36265MAC9 A B S Ser 2022 1 CI A 3 1.900 03/20/2025	74,200.810	98.5800	73,147.16	74,200.17	-1,053.01	0.4	1,409.82	1.93
Bmw Vehicle Lease Trust 2022 1 - 05601XAC3 A B S Ser 2022 1 CI A3 03/25/2025 Var	25,467.650	98.6690	25,128.68	25,463.84	-335.16	0.1	280.14	1.11



SMALL CITIES ORGANIZED
ACCOUNT NUMBER: 001050986308

Page 12 of 34
August 1, 2023 to August 31, 2023

ASSET DETAIL (continued)

Security Description

	Shares/Face Amt	Price	Market Value	Tax Cost	Unrealized Gain/Loss	Percent of Total Portfolio	Estimated Annual Income	Estimated Current Yield
Caterpillar Finl Service - 14913R2V8 Medium Term Note 3.400 05/13/2025	55,000.000	96.8780	53,282.90	54,930.15	-1,647.25	0.3	1,870.00	3.51
Toyota Auto Recv Tr - 89240BAC2 A B S Ser 2021 A CI A3 05/15/2025 Var	9,602.170	98.0920	9,418.96	9,600.38	-181.42	0.1	24.97	0.26
Qualcomm Inc - 747525AF0 3.450 05/20/2025	140,000.000	97.1440	136,001.60	155,689.80	-19,688.20	0.8	4,830.00	3.55
National Rural Utils Coop Fin - 63743HFE7 Medium Term Note 3.450 06/15/2025	85,000.000	96.4160	81,953.60	84,750.55	-2,796.95	0.5	2,932.50	3.58
Gm Fin Auto Lsng Tr 2022 2 - 36266FAC3 A B S Ser 2022 2 CI A 3 06/20/2025 Var	50,000.000	98.5050	49,252.50	49,994.79	-742.29	0.3	1,710.00	3.47
Hyundai Auto Rec Tr - 44933LAC7 A B S Ser 2021 A CI A3 09/15/2025 Var	24,277.910	97.8090	23,745.98	24,275.36	-529.38	0.1	92.26	0.39
John Deere Owner Trust - 47788UAC6 C M O Ser 2021 A CI A3 0.360 09/15/2025	21,476.180	97.4540	20,929.40	21,472.06	-542.66	0.1	77.31	0.37
Bmw Vehicle Lease - 05593AAC3 A B S Ser 2023 1 CI A 3 5.160 11/25/2025	20,000.000	99.3440	19,868.80	19,999.52	-130.72	0.1	1,032.00	5.19



SMALL CITIES ORGANIZED
ACCOUNT NUMBER: 001050986308

Page 13 of 34
August 1, 2023 to August 31, 2023

ASSET DETAIL (continued)

Security Description

	Shares/Face Amt	Price	Market Value	Tax Cost	Unrealized Gain/Loss	Percent of Total Portfolio	Estimated Annual Income	Estimated Current Yield
Htundai Auto Rec Tr - 44934KAC8 A B S Ser 2021 B CI A 3 0.380 01/15/2026	73,856.090	97.1190	71,728.30	73,839.79	-2,111.49	0.4	280.65	0.39
Honda Auto Rec Ownr Tr 2021 4 - 43815GAC3 A B S Ser 2021 4 CI A3 01/21/2026 Var	36,635.320	96.2330	35,255.27	36,627.60	-1,372.33	0.2	322.39	0.91
State Str Corp - 857477BR3 1.746 02/06/2026	40,000.000	94.4940	37,797.60	40,000.00	-2,202.40	0.2	698.40	1.85
John Deere Own - 47789QAC4 A B S Ser 2021 B CI A 3 03/16/2026 Var	38,852.280	96.4170	37,460.20	38,848.81	-1,388.61	0.2	202.03	0.54
Jpmorgan Chase Co - 46647PBK1 2.083 04/22/2026	50,000.000	94.0580	47,029.00	51,594.50	-4,565.50	0.3	1,041.50	2.21
Honda Auto Rec Ownr Tr - 43815BAC4 A B S Ser 2022 1 CI A 3 1.880 05/15/2026	65,000.000	96.0880	62,457.20	64,990.22	-2,533.02	0.4	1,222.00	1.96
Hyundai Auto Rec Tr - 44935FAD6 A B S Ser 2021 C CI A3 0.740 05/15/2026	27,515.560	96.5060	26,554.17	27,509.42	-955.25	0.2	203.62	0.77
Unitedhealth Group Inc - 91324PEC2 1.150 05/15/2026	175,000.000	90.4670	158,317.25	173,020.70	-14,703.45	0.9	2,012.50	1.27
Toyota Mtr Cr Corp - 89236TJK2 Medium Term Note 1.125 06/18/2026	130,000.000	89.9520	116,937.60	129,942.80	-13,005.20	0.7	1,462.50	1.25



SMALL CITIES ORGANIZED
ACCOUNT NUMBER: 001050986308

Page 14 of 34
August 1, 2023 to August 31, 2023

ASSET DETAIL (continued)

Security Description

	Shares/Face Amt	Price	Market Value	Tax Cost	Unrealized Gain/Loss	Percent of Total Portfolio	Estimated Annual Income	Estimated Current Yield
Bank Amer Corp Sr - 06051GJD2 Medium Term Note 06/19/2026 Var	80,000.000	92.0260	73,620.80	77,319.60	-3,698.80	0.4	1,055.20	1.43
Bmw Veh Owner Tr - 05602RAD3 A B S Ser 2022 A CI A 3 08/25/2026 Var	40,000.000	97.4710	38,988.40	39,997.92	-1,009.52	0.2	1,284.00	3.29
John Deere Owner Tr - 47787JAC2 A B S Ser 2022 CI A 3 09/15/2026 Var	50,000.000	96.8160	48,408.00	49,988.94	-1,580.94	0.3	1,160.00	2.40
Toyota At Rec Own Tr - 89238FAD5 A B S Ser 2022 B CI A 3 09/15/2026 Var	45,000.000	96.9430	43,624.35	44,998.95	-1,374.60	0.3	1,318.50	3.02
Gm Fin Cons Auto Rec Tr - 362554AC1 A B S Ser 2021 4 CI A 3 0.680 09/16/2026	27,440.990	95.8440	26,300.54	27,440.30	-1,139.76	0.2	186.60	0.71
Walmart Inc - 931142ER0 1.050 09/17/2026	30,000.000	89.6200	26,886.00	29,943.30	-3,057.30	0.2	315.00	1.17
Hyundai Auto Rec Tr - 448977AD0 A B S Ser 2022 A CI A3 10/15/2026 Var	35,000.000	96.2860	33,700.10	34,998.65	-1,298.55	0.2	777.00	2.31
Honeywell International - 438516BL9 2.500 11/01/2026	180,000.000	93.3380	168,008.40	168,229.80	-221.40	1.0	4,500.00	2.68
Gm Fin Cons Auto Rec - 380146AC4 A B S Ser 2022 1 CI A3 1.260 11/16/2026	25,000.000	96.0550	24,013.75	24,997.83	-984.08	0.1	315.00	1.31



SMALL CITIES ORGANIZED
ACCOUNT NUMBER: 001050986308

Page 15 of 34
August 1, 2023 to August 31, 2023

ASSET DETAIL (continued)

Security Description

	Shares/Face Amt	Price	Market Value	Tax Cost	Unrealized Gain/Loss	Percent of Total Portfolio	Estimated Annual Income	Estimated Current Yield
Target Corp - 87612EBM7 1.950 01/15/2027	70,000.000	91.1730	63,821.10	69,881.00	-6,059.90	0.4	1,365.00	2.14
Gm Fin Cons Aut Rec Tr - 362585AC5 A B S Ser 2022 2 CI A 3 02/16/2027 Var	40,000.000	97.0500	38,820.00	39,991.64	-1,171.64	0.2	1,240.00	3.19
John Deere Ownr Tr - 47800AAC4 A B S Ser 2022 B CI A3 02/16/2027 Var	50,000.000	97.4030	48,701.50	49,995.23	-1,293.73	0.3	1,870.00	3.84
Charles Schwab Corp - 808513BY0 2.450 03/03/2027	150,000.000	89.9940	134,991.00	147,699.00	-12,708.00	0.8	3,675.00	2.72
Berkshire Hathaway Fin - 084664CZ2 2.300 03/15/2027	115,000.000	92.6660	106,565.90	114,978.15	-8,412.25	0.6	2,645.00	2.48
Blackrock Inc - 09247XAN1 3.200 03/15/2027	190,000.000	94.9470	180,399.30	183,705.30	-3,306.00	1.0	6,080.00	3.37
Amazon Com Inc - 023135CF1 3.300 04/13/2027	110,000.000	95.1870	104,705.70	108,548.65	-3,842.95	0.6	3,630.00	3.47
Prologis LP L P - 74340XBN0 2.125 04/15/2027	160,000.000	90.0550	144,088.00	141,006.40	3,081.60	0.8	3,400.00	2.36
Honda Auto Rec Own - 43815JAC7 A B S Ser 2023 1 CI A 3 04/21/2027 Var	40,000.000	99.4130	39,765.20	39,992.57	-227.37	0.2	2,016.00	5.07



SMALL CITIES ORGANIZED
ACCOUNT NUMBER: 001050986308

Page 16 of 34
August 1, 2023 to August 31, 2023



ASSET DETAIL (continued)

Security Description

	Shares/Face Amt	Price	Market Value	Tax Cost	Unrealized Gain/Loss	Percent of Total Portfolio	Estimated Annual Income	Estimated Current Yield
Morgan Stanley - 61772BAB9 Medium Term Note 1.593 05/04/2027	150,000.000	89.7140	134,571.00	133,989.30	581.70	0.8	2,389.50	1.78
Verizon Master Tr - 92348KAV5 A B S Ser 2022 5 Cl A 1A 07/20/2027 Var	45,000.000	99.1660	44,624.70	44,998.02	-373.32	0.3	1,674.00	3.75
Caterpillar Finl Svcs - 14913R3A3 Medium Term Note 3.600 08/12/2027	95,000.000	95.6320	90,850.40	94,090.85	-3,240.45	0.5	3,420.00	3.76
Realty Income Corp - 756109BG8 3.950 08/15/2027	200,000.000	95.3540	190,708.00	192,410.00	-1,702.00	1.1	7,900.00	4.14
Mercedes Benz Auto - 58768PAC8 A B S Ser 2022 1 Cl A3 5.210 08/16/2027	120,000.000	99.7150	119,658.00	119,976.26	-318.26	0.7	6,252.00	5.22
Walmart Inc - 931142EX7 3.950 09/09/2027	50,000.000	97.6090	48,804.50	49,921.10	-1,116.60	0.3	1,975.00	4.05
John Deere Owner Trust - 47800CAC0 A B S Ser 2023 A Cl A3 5.010 11/15/2027	75,000.000	99.3010	74,475.75	74,986.34	-510.59	0.4	3,757.50	5.04
Mercedes Benz Auto - 58770AAC7 A B S Ser 2023 1 Cl A3 4.510 11/15/2027	30,000.000	98.5780	29,573.40	29,996.40	-423.00	0.2	1,353.00	4.57
Bank Of America Corp - 06051GGF0 Medium Term Note 3.824 01/20/2028	100,000.000	94.2750	94,275.00	95,493.00	-1,218.00	0.5	3,824.00	4.06



SMALL CITIES ORGANIZED
ACCOUNT NUMBER: 001050986308

Page 17 of 34
August 1, 2023 to August 31, 2023

ASSET DETAIL (continued)

Security Description

	Shares/Face Amt	Price	Market Value	Tax Cost	Unrealized Gain/Loss	Percent of Total Portfolio	Estimated Annual Income	Estimated Current Yield
Honeywell Intl Inc Sr Nt - 438516CJ3 4.950 02/15/2028	180,000.000	101.0050	181,809.00	184,037.40	-2,228.40	1.1	8,910.00	4.90
Bmw Veh Owner Tr 2023 A - 05592XAD2 C M O Ser 2023 A Cl A3 02/25/2028 Var	30,000.000	100.3430	30,102.90	29,994.68	108.22	0.2	1,641.00	5.45
Mastercard Incorporated - 57636QAW4 4.875 03/09/2028	95,000.000	100.3100	95,294.50	94,907.85	386.65	0.6	4,631.25	4.86
John Deere Owner Tr - 477920AC6 A B S Ser 2023 B Cl A 3 5.180 03/15/2028	50,000.000	99.9180	49,959.00	49,991.66	-32.66	0.3	2,590.00	5.18
American Honda Fin Corp - 02665WEM9 Medium Term Note 5.125 07/07/2028	150,000.000	100.0670	150,100.50	148,678.50	1,422.00	0.9	7,687.50	5.12
Jpmorgan Chase Co - 46647PDG8 4.851 07/25/2028	110,000.000	97.9950	107,794.50	108,359.90	-565.40	0.6	5,336.10	4.95
Total Corporate Issues			\$4,460,746.65	\$4,631,596.80	-\$170,850.15	25.8	\$135,539.04	

Foreign Issues

Toronto Dominion Bank - 89114QCB2 Medium Term Note 3.250 03/11/2024	135,000.000	98.7120	133,261.20	136,833.30	-3,572.10	0.8	4,387.50	3.29
Inter American Devel Bk - 4581X0EE4 3.250 07/01/2024	85,000.000	98.1520	83,429.20	84,991.50	-1,562.30	0.5	2,762.50	3.31



SMALL CITIES ORGANIZED
ACCOUNT NUMBER: 001050986308

Page 18 of 34
August 1, 2023 to August 31, 2023



ASSET DETAIL (continued)

Security Description

	Shares/Face Amt	Price	Market Value	Tax Cost	Unrealized Gain/Loss	Percent of Total Portfolio	Estimated Annual Income	Estimated Current Yield
Inter American Devel Bk - 4581X0DZ8 Medium Term Note 0.500 09/23/2024	190,000.000	94.9790	180,460.10	189,859.40	-9,399.30	1.0	950.00	0.53
International Bank M T N - 459058JB0 0.625 04/22/2025	130,000.000	93.0350	120,945.50	129,496.90	-8,551.40	0.7	813.80	0.67
Bank Of Montreal - 06367WB85 Medium Term Note 1.850 05/01/2025	150,000.000	93.9390	140,908.50	154,207.50	-13,299.00	0.8	2,775.00	1.97
Royal Bank Of Canada - 78015K7H1 Medium Term Note 1.150 06/10/2025	150,000.000	92.6060	138,909.00	148,590.00	-9,681.00	0.8	1,725.00	1.24
International Bank M T N - 459058JL8 0.500 10/28/2025	180,000.000	91.2230	164,201.40	179,796.60	-15,595.20	0.9	900.00	0.55
International Finance Corp - 45950KDD9 Medium Term Note 4.500 07/13/2028	85,000.000	100.3210	85,272.85	84,905.65	367.20	0.5	3,825.00	4.49
Total Foreign Issues			\$1,047,387.75	\$1,108,680.85	-\$61,293.10	6.1	\$18,138.80	
Total Taxable Bonds			\$14,655,554.15	\$15,359,300.39	-\$703,746.24	84.7	\$369,772.84	
Total Assets			\$17,303,226.53	\$17,995,223.60	-\$691,997.07	100.0	\$506,193.02	

Estimated Current Yield

2.92



SMALL CITIES ORGANIZED
ACCOUNT NUMBER: 001050986308

Page 19 of 34
August 1, 2023 to August 31, 2023

ASSET DETAIL MESSAGES

Time of trade execution and trading party (if not disclosed) will be provided upon request.

Publicly traded assets are valued in accordance with market quotations or valuation methodologies from financial industry services believed by us to be reliable. Assets that are not publicly traded may be reflected at values from other external sources. Assets for which a current value is not available may be reflected at a previous value or as not valued, at par value, or at a nominal value. Values shown do not necessarily reflect prices at which assets could be bought or sold. Values are updated based on internal policy and may be updated less frequently than statement generation.



SMALL CITIES ORGANIZED
ACCOUNT NUMBER: 001050986308

Page 20 of 34
August 1, 2023 to August 31, 2023

TRANSACTION DETAIL

Date Posted	Activity	Description	Income Cash	Principal Cash	Tax Cost
Beginning Balance 08/01/2023			\$2,022,469.69	-\$2,022,469.69	\$17,961,100.77
08/01/23	Asset Income	Interest Earned On First Am Govt Ob Fd Cl Y Interest From 7/1/23 To 7/31/23	1,315.07		
08/07/23	Asset Income	Interest Earned On F N M A 2.500% 2/05/24 0.0125 USD/\$1 Pv On 125,000 Par Value Due 8/5/23	1,562.50		
08/07/23	Asset Income	Interest Earned On State Str Corp 1.746% 2/06/26 0.00873 USD/\$1 Pv On 40,000 Par Value Due 8/6/23	349.20		
08/08/23	Cash Disbursement	Cash Disbursement Paid To Chandler Asset Management Investment Counsel Fee For Pe Ending 07/31/2023		-1,730.92	
08/08/23	Purchase	Purchased 110,000 Par Value Of Jpmorgan Chase Co 4.851% 7/25/28 Trade Date 8/4/23 Purchased Through US Bancorp Investments Inc. Purchased On The Marketaxess Corporation Swift External Ref#: 8321603133957021 110,000 Par Value At 98.509 %		-108,359.90	108,359.90
08/08/23	Purchase Accrued Interest	Paid Accrued Interest On Purchase Of Jpmorgan Chase Co 4.851% 7/25/28 Income Debit 192.69- USD	-192.69		
08/14/23	Asset Income	Interest Earned On Caterpillar Finl Mtn 3.600% 8/12/27 0.018 USD/\$1 Pv On 95,000 Par Value Due 8/12/23	1,710.00		
08/14/23	Asset Income	Interest Earned On F H L M C 1.500% 2/12/25 0.0075 USD/\$1 Pv On 260,000 Par Value Due 8/12/23	1,950.00		
08/15/23	Asset Income	Interest Earned On John Deere Owner Tr 5.180% 3/15/28 \$0.00676/Pv On 50,000.00 Pv Due 8/15/23	338.14		
08/15/23	Asset Income	Interest Earned On Honda Auto Rec Own 1.880% 5/15/26 \$0.00157/Pv On 65,000.00 Pv Due 8/15/23	101.83		



SMALL CITIES ORGANIZED
ACCOUNT NUMBER: 001050986308

Page 21 of 34
August 1, 2023 to August 31, 2023

TRANSACTION DETAIL (continued)

Date Posted	Activity	Description	Income Cash	Principal Cash	Tax Cost
08/15/23	Asset Income	Interest Earned On Hyundai Auto Rec 2.220% 10/15/26 \$0.00185/Pv On 35,000.00 Pv Due 8/15/23	64.75		
08/15/23	Asset Income	Interest Earned On Hyundai Auto Rec 0.380% 9/15/25 \$0.00032/Pv On 26,864.55 Pv Due 8/15/23	8.51		
08/15/23	Sale	Paid Down 2,586.64 Par Value Of Hyundai Auto Rec 0.380% 9/15/25 Trade Date 8/15/23		2,586.64	-2,586.37
08/15/23	Asset Income	Interest Earned On Htundai Auto Rec Tr 0.380% 1/15/26 \$0.00032/Pv On 80,082.13 Pv Due 8/15/23	25.36		
08/15/23	Sale	Paid Down 6,226.04 Par Value Of Htundai Auto Rec Tr 0.380% 1/15/26 Trade Date 8/15/23		6,226.04	-6,224.67
08/15/23	Asset Income	Interest Earned On Hyundai Auto Rec Tr 0.740% 5/15/26 \$0.00062/Pv On 29,335.31 Pv Due 8/15/23	18.09		
08/15/23	Sale	Paid Down 1,819.75 Par Value Of Hyundai Auto Rec Tr 0.740% 5/15/26 Trade Date 8/15/23		1,819.75	-1,819.34
08/15/23	Asset Income	Interest Earned On John Deere Owner 2.320% 9/15/26 \$0.00193/Pv On 50,000.00 Pv Due 8/15/23	96.67		
08/15/23	Asset Income	Interest Earned On John Deere Owner 0.510% 11/15/24 \$0.00042/Pv On 1,052.47 Pv Due 8/15/23	0.45		
08/15/23	Sale	Paid Down 383.74 Par Value Of John Deere Owner 0.510% 11/15/24 Trade Date 8/15/23		383.74	-383.68
08/15/23	Asset Income	Interest Earned On John Deere Owner 0.360% 9/15/25 \$0.00030/Pv On 23,807.90 Pv Due 8/15/23	7.14		



SMALL CITIES ORGANIZED
ACCOUNT NUMBER: 001050986308

Page 22 of 34
August 1, 2023 to August 31, 2023

TRANSACTION DETAIL (continued)

Date Posted	Activity	Description	Income Cash	Principal Cash	Tax Cost
08/15/23	Sale	Paid Down 2,331.72 Par Value Of John Deere Owner 0.360% 9/15/25 Trade Date 8/15/23		2,331.72	-2,331.27
08/15/23	Asset Income	Interest Earned On John Deere Own 0.520% 3/16/26 \$0.00043/Pv On 41,350.47 Pv Due 8/15/23	17.92		
08/15/23	Sale	Paid Down 2,498.19 Par Value Of John Deere Own 0.520% 3/16/26 Trade Date 8/15/23		2,498.19	-2,497.97
08/15/23	Asset Income	Interest Earned On John Deere Ownr Tr 3.740% 2/16/27 \$0.00312/Pv On 50,000.00 Pv Due 8/15/23	155.83		
08/15/23	Asset Income	Interest Earned On John Deere Owner 5.010% 11/15/27 \$0.00418/Pv On 75,000.00 Pv Due 8/15/23	313.13		
08/15/23	Asset Income	Interest Earned On Mercedes Benz Auto 5.210% 8/16/27 \$0.00434/Pv On 120,000.00 Pv Due 8/15/23	521.00		
08/15/23	Asset Income	Interest Earned On Mercedes Benz Auto 0.400% 11/15/24 \$0.00033/Pv On 34,332.60 Pv Due 8/15/23	11.44		
08/15/23	Sale	Paid Down 5,063.91 Par Value Of Mercedes Benz Auto 0.400% 11/15/24 Trade Date 8/15/23		5,063.91	-5,063.53
08/15/23	Asset Income	Interest Earned On Mercedes Benz Auto 4.510% 11/15/27 \$0.00376/Pv On 30,000.00 Pv Due 8/15/23	112.75		
08/15/23	Asset Income	Interest Earned On Toyota Auto Recv 0.440% 10/15/24 \$0.00037/Pv On 5,049.72 Pv Due 8/15/23	1.85		
08/15/23	Sale	Paid Down 2,015.99 Par Value Of Toyota Auto Recv 0.440% 10/15/24 Trade Date 8/15/23		2,015.99	-2,015.83



SMALL CITIES ORGANIZED
ACCOUNT NUMBER: 001050986308

Page 23 of 34
August 1, 2023 to August 31, 2023

TRANSACTION DETAIL (continued)

Date Posted	Activity	Description	Income Cash	Principal Cash	Tax Cost
08/15/23	Asset Income	Interest Earned On Toyota At Rec Own 2.930% 9/15/26 \$0.00244/Pv On 45,000.00 Pv Due 8/15/23	109.88		
08/15/23	Asset Income	Interest Earned On Toyota Auto Recv 0.260% 5/15/25 \$0.00022/Pv On 10,804.70 Pv Due 8/15/23	2.34		
08/15/23	Sale	Paid Down 1,202.53 Par Value Of Toyota Auto Recv 0.260% 5/15/25 Trade Date 8/15/23		1,202.53	-1,202.31
08/15/23	Asset Income	Interest Earned On Honeywell Intl Inc 4.950% 2/15/28 0.02475 USD/\$1 Pv On 180,000 Par Value Due 8/15/23	4,455.00		
08/15/23	Asset Income	Interest Earned On Realty Income Corp 3.950% 8/15/27 0.01975 USD/\$1 Pv On 200,000 Par Value Due 8/15/23	3,950.00		
08/15/23	Asset Income	Interest Earned On U S Treasury Nt 2.000% 2/15/25 0.01 USD/\$1 Pv On 175,000 Par Value Due 8/15/23	1,750.00		
08/15/23	Asset Income	Interest Earned On U S Treasury Nt 2.250% 2/15/27 0.01125 USD/\$1 Pv On 200,000 Par Value Due 8/15/23	2,250.00		
08/15/23	Asset Income	Interest Earned On U S Treasury Nt 2.750% 2/15/28 0.01375 USD/\$1 Pv On 230,000 Par Value Due 8/15/23	3,162.50		
08/16/23	Asset Income	Interest Earned On Gm Fin Cons Auto 0.680% 9/16/26 \$0.00057/Pv On 28,986.09 Pv Due 8/16/23	16.43		
08/16/23	Sale	Paid Down 1,545.1 Par Value Of Gm Fin Cons Auto 0.680% 9/16/26 Trade Date 8/16/23		1,545.10	-1,545.06
08/16/23	Asset Income	Interest Earned On Gm Fin Cons Aut 3.100% 2/16/27 \$0.00258/Pv On 40,000.00 Pv Due 8/16/23	103.33		



SMALL CITIES ORGANIZED
ACCOUNT NUMBER: 001050986308

Page 24 of 34
August 1, 2023 to August 31, 2023

TRANSACTION DETAIL (continued)

Date Posted	Activity	Description	Income Cash	Principal Cash	Tax Cost
08/16/23	Asset Income	Interest Earned On Gm Fin Cons Auto 1.260% 11/16/26 \$0.00105/Pv On 25,000.00 Pv Due 8/16/23	26.25		
08/18/23	Asset Income	Interest Earned On Honda Auto 0.370% 10/18/24 \$0.00031/Pv On 12,456.19 Pv Due 8/18/23	3.84		
08/18/23	Sale	Paid Down 2,369.49 Par Value Of Honda Auto 0.370% 10/18/24 Trade Date 8/18/23		2,369.49	-2,369.14
08/21/23	Asset Income	Interest Earned On Gm Fin Auto Lsng Tr 1.900% 3/20/25 \$0.00158/Pv On 80,000.00 Pv Due 8/20/23	126.67		
08/21/23	Sale	Paid Down 5,799.19 Par Value Of Gm Fin Auto Lsng Tr 1.900% 3/20/25 Trade Date 8/20/23		5,799.19	-5,799.14
08/21/23	Asset Income	Interest Earned On Gm Fin Auto Lsng 3.420% 6/20/25 \$0.00285/Pv On 50,000.00 Pv Due 8/20/23	142.50		
08/21/23	Asset Income	Interest Earned On Honda Auto Rec 0.880% 1/21/26 \$0.00073/Pv On 38,996.09 Pv Due 8/21/23	28.60		
08/21/23	Sale	Paid Down 2,360.77 Par Value Of Honda Auto Rec 0.880% 1/21/26 Trade Date 8/21/23		2,360.77	-2,360.27
08/21/23	Asset Income	Interest Earned On Honda Auto Rec Own 5.040% 4/21/27 \$0.00420/Pv On 40,000.00 Pv Due 8/21/23	168.00		
08/21/23	Asset Income	Interest Earned On Verizon Master Tr 3.720% 7/20/27 \$0.00310/Pv On 45,000.00 Pv Due 8/20/23	139.50		



SMALL CITIES ORGANIZED
ACCOUNT NUMBER: 001050986308

Page 25 of 34
August 1, 2023 to August 31, 2023

TRANSACTION DETAIL (continued)

Date Posted	Activity	Description	Income Cash	Principal Cash	Tax Cost
08/21/23	Purchase	Purchased 150,000 Par Value Of American Honda Mtn 5.125% 7/07/28 Trade Date 8/17/23 Purchased Through Citigroup Global Markets Inc. Purchased On The Marketaxess Corporation Swift External Ref#: 8322903133983197 150,000 Par Value At 99.119 %		-148,678.50	148,678.50
08/21/23	Purchase Accrued Interest	Paid Accrued Interest On Purchase Of American Honda Mtn 5.125% 7/07/28 Income Debit 939.58- USD	-939.58		
08/21/23	Sale	Sold 150,000 Par Value Of American Honda Mtn 2.400% 6/27/24 Trade Date 8/17/23 Sold Through Td Securities (USA) Sold On The Marketaxess Corporation Swift External Ref#: 8322903133983457 150,000 Par Value At 97.212 %		145,818.00	-149,373.00
08/21/23	Sell Accrued Interest	Received Accrued Interest On Sale Of American Honda Mtn 2.400% 6/27/24 Income Credit 540.00 USD	540.00		
08/25/23	Asset Income	Interest Earned On Bmw Veh Owner Tr 6.74633% 2/25/28 0.005622 USD/\$1 Pv On 30,000 Par Value Due 8/25/23	168.66		
08/25/23	Asset Income	Interest Earned On F H L M C Mltcl Mt 3.850% 5/25/28 \$0.00321/Pv On 295,000.00 Pv Due 8/25/23	946.46		
08/25/23	Asset Income	Interest Earned On Bmw Vehicle Lease 5.160% 11/25/25 \$0.00430/Pv On 20,000.00 Pv Due 8/25/23	86.00		
08/25/23	Asset Income	Interest Earned On Bmw Vehicle Lease 1.100% 3/25/25 \$0.00092/Pv On 28,856.71 Pv Due 8/25/23	26.45		
08/25/23	Sale	Paid Down 3,389.06 Par Value Of Bmw Vehicle Lease 1.100% 3/25/25 Trade Date 8/25/23		3,389.06	-3,388.55



SMALL CITIES ORGANIZED
ACCOUNT NUMBER: 001050986308

Page 26 of 34
August 1, 2023 to August 31, 2023

TRANSACTION DETAIL (continued)

Date Posted	Activity	Description	Income Cash	Principal Cash	Tax Cost
08/25/23	Asset Income	Interest Earned On Bmw Veh Owner Tr 3.210% 8/25/26 \$0.00268/Pv On 40,000.00 Pv Due 8/25/23	107.00		
08/25/23	Asset Income	Interest Earned On Bmw Vehicle Lease 0.330% 12/26/24 \$0.00027/Pv On 12,524.69 Pv Due 8/25/23	3.44		
08/25/23	Sale	Paid Down 2,644.78 Par Value Of Bmw Vehicle Lease 0.330% 12/26/24 Trade Date 8/25/23		2,644.78	-2,644.51
08/25/23	Fee	Trust Fees Collected Charged For Period 07/01/2023 Thru 07/31/2023		-104.17	
08/25/23	Asset Income	Interest Earned On F N M A 0.375% 8/25/25 0.001875 USD/\$1 Pv On 220,000 Par Value Due 8/25/23	412.50		
08/31/23	Sale	Matured 830,000 Par Value Of U S Treasury Bill 8/31/23 Trade Date 8/31/23 830,000 Par Value At 100 %		820,235.80	-820,235.80
08/31/23	Asset Income	Interest Earned On U S Treasury Bill 8/31/23 830,000 Par Value At 100 %	9,764.20		
08/31/23	Asset Income	Interest Earned On U S Treasury Nt 0.750% 8/31/26 0.00375 USD/\$1 Pv On 350,000 Par Value Due 8/31/23	1,312.50		
08/31/23	Asset Income	Interest Earned On U S Treasury Nt 1.125% 2/28/25 0.005625 USD/\$1 Pv On 50,000 Par Value Due 8/31/23	281.25		
08/31/23	Asset Income	Interest Earned On U S Treasury Nt 3.125% 8/31/27 0.015625 USD/\$1 Pv On 120,000 Par Value Due 8/31/23	1,875.00		
	Purchase	Combined Purchases For The Period 8/ 1/23 - 8/31/23 Of First Am Govt Ob Fd Cl Y		-899,629.09	899,629.09



SMALL CITIES ORGANIZED
ACCOUNT NUMBER: 001050986308

Page 27 of 34
August 1, 2023 to August 31, 2023

TRANSACTION DETAIL (continued)

Date Posted	Activity	Description	Income Cash	Principal Cash	Tax Cost
	Sale	Combined Sales For The Period 8/ 1/23 - 8/31/23 Of First Am Govt Ob Fd Cl Y		110,704.22	-110,704.22
Ending Balance 08/31/2023			\$2,061,977.35	-\$2,061,977.35	\$17,995,223.60

SMALL CITIES ORGANIZED
ACCOUNT NUMBER: 001050986308Page 28 of 34
August 1, 2023 to August 31, 2023**SALE/MATURITY SUMMARY**

	Settlement Date	Description	Tax Cost	Proceeds	Estimated Gain/Loss
Cash and Equivalents					
U S Treasury Bill					
08/31/2023					
912796Z51					
	08/31/23	Matured 830,000 Par Value Trade Date 8/31/23 830,000 Par Value At 100 %	-820,235.80	820,235.80	
Total Cash and Equivalents			-\$820,235.80	\$820,235.80	\$0.00
Taxable Bonds					
American Honda Finance					
Medium Term Note					
2.400 06/27/2024					
02665WCZ2					
	08/21/23	Sold 150,000 Par Value Trade Date 8/17/23 Sold Through Td Securities (USA) Sold On The Marketaxess Corporation Swift External Ref#: 8322903133983457 150,000 Par Value At 97.212 %	-149,373.00	145,818.00	-3,555.00
Bmw Vehicle Lease Trust					
0.330 12/26/2024					
09690AAC7					
	08/25/23	Paid Down 2,644.78 Par Value Trade Date 8/25/23	-2,644.51	2,644.78	0.27



SMALL CITIES ORGANIZED
ACCOUNT NUMBER: 001050986308

Page 29 of 34
August 1, 2023 to August 31, 2023

SALE/MATURITY SUMMARY (continued)

	Settlement Date	Description	Tax Cost	Proceeds	Estimated Gain/Loss
Bmw Vehicle Lease Trust 2022 1					
A B S Ser 2022 1 CI A3					
03/25/2025 Var					
BVL1325					
	08/25/23	Paid Down 3,389.06 Par Value Trade Date 8/25/23	-3,388.55	3,389.06	0.51
Gm Fin Auto Lsng Tr					
A B S Ser 2022 1 CI A 3					
1.900 03/20/2025					
GFA1925					
	08/21/23	Paid Down 5,799.19 Par Value Trade Date 8/20/23	-5,799.14	5,799.19	0.05
Gm Fin Cons Auto Rec Tr					
A B S Ser 2021 4 CI A 3					
0.680 09/16/2026					
GFC0626					
	08/16/23	Paid Down 1,545.1 Par Value Trade Date 8/16/23	-1,545.06	1,545.10	0.04
Honda Auto Rec Ownr Tr 2021 4					
A B S Ser 2021 4 CI A3					
01/21/2026 Var					
HAR0826					
	08/21/23	Paid Down 2,360.77 Par Value Trade Date 8/21/23	-2,360.27	2,360.77	0.50



SMALL CITIES ORGANIZED
ACCOUNT NUMBER: 001050986308

Page 30 of 34
August 1, 2023 to August 31, 2023

SALE/MATURITY SUMMARY (continued)

	Settlement Date	Description	Tax Cost	Proceeds	Estimated Gain/Loss
Honda Auto Receivables Owner					
A B S Ser 2020 3 CI A3					
0.370 10/18/2024					
HA00324					
	08/18/23	Paid Down 2,369.49 Par Value Trade Date 8/18/23	-2,369.14	2,369.49	0.35
Htundai Auto Rec Tr					
A B S Ser 2021 B CI A 3					
0.380 01/15/2026					
HAR0326					
	08/15/23	Paid Down 6,226.04 Par Value Trade Date 8/15/23	-6,224.67	6,226.04	1.37
Hyundai Auto Rec Tr					
A B S Ser 2021 A CI A3					
09/15/2025 Var					
HAR0325					
	08/15/23	Paid Down 2,586.64 Par Value Trade Date 8/15/23	-2,586.37	2,586.64	0.27
Hyundai Auto Rec Tr					
A B S Ser 2021 C CI A3					
0.740 05/15/2026					
HAR0726					
	08/15/23	Paid Down 1,819.75 Par Value Trade Date 8/15/23	-1,819.34	1,819.75	0.41



SMALL CITIES ORGANIZED
ACCOUNT NUMBER: 001050986308

Page 31 of 34
August 1, 2023 to August 31, 2023

SALE/MATURITY SUMMARY (continued)

	Settlement Date	Description	Tax Cost	Proceeds	Estimated Gain/Loss
John Deere Own A B S Ser 2021 B CI A 3 03/16/2026 Var JDO0926	08/15/23	Paid Down 2,498.19 Par Value Trade Date 8/15/23	-2,497.97	2,498.19	0.22
John Deere Owner Tr A B S Ser 2020 B CI A3 11/15/2024 Var JDO0524	08/15/23	Paid Down 383.74 Par Value Trade Date 8/15/23	-383.68	383.74	0.06
John Deere Owner Trust C M O Ser 2021 A CI A3 0.360 09/15/2025 JDO0425	08/15/23	Paid Down 2,331.72 Par Value Trade Date 8/15/23	-2,331.27	2,331.72	0.45
Mercedes Benz Auto Lease A B S Ser 2021 B CI A3 0.400 11/15/2024 58769KAD6	08/15/23	Paid Down 5,063.91 Par Value Trade Date 8/15/23	-5,063.53	5,063.91	0.38



SMALL CITIES ORGANIZED
ACCOUNT NUMBER: 001050986308

Page 32 of 34
August 1, 2023 to August 31, 2023

SALE/MATURITY SUMMARY (continued)

	Settlement Date	Description	Tax Cost	Proceeds	Estimated Gain/Loss
Toyota Auto Recv Tr					
A B S Ser 2020 C CI A3					
10/15/2024 Var					
TAR0424					
	08/15/23	Paid Down 2,015.99 Par Value Trade Date 8/15/23	-2,015.83	2,015.99	0.16
Toyota Auto Recv Tr					
A B S Ser 2021 A CI A3					
05/15/2025 Var					
TAR0325A					
	08/15/23	Paid Down 1,202.53 Par Value Trade Date 8/15/23	-1,202.31	1,202.53	0.22
Total Taxable Bonds			-\$191,604.64	\$188,054.90	-\$3,549.74
Total Sales & Maturities			-\$1,011,840.44	\$1,008,290.70	-\$3,549.74

SALE/MATURITY SUMMARY MESSAGES

Estimated Year-To-Date Long-Term Gain (Loss): (\$22,236.61)

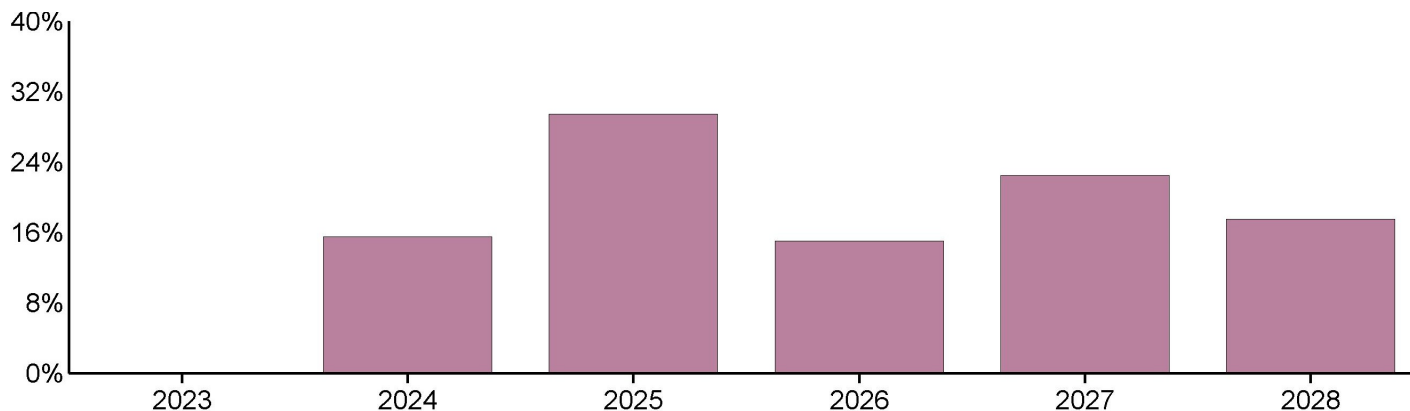
Estimates should not be used for tax purposes



SMALL CITIES ORGANIZED
ACCOUNT NUMBER: 001050986308

Page 33 of 34
August 1, 2023 to August 31, 2023

BOND SUMMARY



	Par Value	Market Value	Percentage of Category
MATURITY			
2023	0.00	0.00	0.00
2024	2,337,937.76	2,270,067.34	15.49
2025	4,575,024.72	4,317,950.53	29.47
2026	2,399,300.24	2,203,125.93	15.03
2027	3,475,000.00	3,299,100.25	22.51
2028	2,620,000.00	2,565,310.10	17.50
Total of Category	\$15,407,262.72	\$14,655,554.15	100.00

MOODY'S RATING

Aaa	10,656,790.12	10,154,065.06	69.29
Aa2	335,000.00	317,800.20	2.17
Aa3	285,000.00	275,693.80	1.88
A1	1,150,000.00	1,080,735.05	7.37
A2	1,305,000.00	1,233,913.75	8.42
A3	650,000.00	620,248.50	4.23



SMALL CITIES ORGANIZED
ACCOUNT NUMBER: 001050986308

Page 34 of 34
August 1, 2023 to August 31, 2023



BOND SUMMARY (continued)

	Par Value	Market Value	Percentage of Category
N/A	1,025,472.60	973,097.79	6.64
Total of Category	\$15,407,262.72	\$14,655,554.15	100.00

S&P RATING			
	Par Value	Market Value	Percentage of Category
AAA	1,435,947.32	1,384,394.11	9.45
AA+	3,815,000.00	3,654,246.55	24.93
AA	400,000.00	378,795.75	2.58
AA-	330,000.00	315,943.10	2.16
A+	425,000.00	394,519.35	2.69
A	1,345,000.00	1,283,181.20	8.76
A-	1,225,000.00	1,155,951.90	7.89
N/A	6,431,315.40	6,088,522.19	41.54
Total of Category	\$15,407,262.72	\$14,655,554.15	100.00

BOND SUMMARY MESSAGES

Data contained within this section excluded Mutual Funds, Exchange Traded Funds, and Closed-Ended Funds.

Glossary

Accretion - The accumulation of the value of a discounted bond until maturity.

Adjusted Prior Market Realized Gain/Loss - The difference between the proceeds and the Prior Market Value of the transaction.

Adjusted Prior Market Unrealized Gain/Loss - The difference between the Market Value and the Adjusted Prior Market Value.

Adjusted Prior Market Value - A figure calculated using the beginning Market Value for the fiscal year, adjusted for all asset related transactions during the period, employing an average cost methodology.

Amortization - The decrease in value of a premium bond until maturity.

Asset - Anything owned that has commercial exchange value. Assets may consist of specific property or of claims against others, in contrast to obligations due to others (liabilities).

Bond Rating - A measurement of a bond's quality based upon the issuer's financial condition. Ratings are assigned by independent rating services, such as Moody's, or S&P, and reflect their opinion of the issuer's ability to meet the scheduled interest and principal repayments for the bond.

Cash - Cash activity that includes both income and principal cash categories.

Change in Unrealized Gain/Loss - Also reported as Gain/Loss in Period in the Asset Detail section. This figure shows the market appreciation (depreciation) for the current period.

Cost Basis (Book Value) - The original price of an asset, normally the purchase price or appraised value at the time of acquisition. Book Value method maintains an average cost for each asset.

Cost Basis (Tax Basis) - The original price of an asset, normally the purchase price or appraised value at the time of acquisition. Tax Basis uses client determined methods such as Last-In-First-Out (LIFO), First-In-First-Out (FIFO), Average, Minimum Gain, and Maximum Gain.

Ending Accrual - (Also reported as Accrued Income) Income earned but not yet received, or expenses incurred but not yet paid, as of the end of the reporting period.

Estimated Annual Income - The amount of income a particular asset is anticipated to earn over the next year. The shares multiplied by annual income rate.

Estimated Current Yield - The annual rate of return on an investment expressed as a percentage. For stocks, yield is calculated by taking the annual dividend payments divided by the stock's current share price. For bonds, yield is calculated by the coupon rate divided by the bond's market price.

Ex-Dividend Date - (Also reported as Ex-Date) For stock trades, the person who owns the security on the ex-dividend date will earn the dividend, regardless of who currently owns the stock.

Income Cash - A category of cash comprised of ordinary earnings derived from investments, usually dividends and interest.

Market Value - The price per unit multiplied by the number of units.

Maturity Date - The date on which an obligation or note matures.

Payable Date - The date on which a dividend, mutual fund distribution, or interest on a bond will be made.

Principal Cash - A category of cash comprised of cash, deposits, cash withdrawals and the cash flows generated from purchases or sales of investments.

Realized Gain/Loss Calculation - The Proceeds less the Cost Basis of a transaction.

Settlement Date - The date on which a trade settles and cash or securities are credited or debited to the account.

Trade Date - The date a trade is legally entered into.

Unrealized Gain/Loss - The difference between the Market Value and Cost Basis at the end of the current period.

Yield on/at Market - The annual rate of return on an investment expressed as a percentage. For stocks, yield is calculated by the annual dividend payments divided by the stock's current share price. For bonds, yield is calculated by the coupon rate divided by the bond's market price.

The terms defined in this glossary are only for use when reviewing your account statement. Please contact your Relationship Manager with any questions.



QUESTIONS?

If you have any questions regarding your account or this statement, please contact your Administrator.

SAMIR SOMERVILLE-POWEL
CN-OH-W5IT
CN-OH-W5IT
425 WALNUT STREET
CINCINNATI OH 45202
Phone 513-629-8204
E-mail samir.somervillepowell@usbank.com

Portfolio Manager:
TS PRT RC #1 - AUTO
CN-OH-W6TC

ACCOUNT NUMBER: 001050986308
SMALL CITIES ORGANIZED RISK EFFORT

This statement is for the period from September 1, 2023 to September 30, 2023

000003381 05 SP 000638565874935 P
SMALL CITIES ORGANIZED RISK EFFORT
2180 HARVARD STREET, SUITE 460
SACRAMENTO, CA 95815-3329



TABLE OF CONTENTS

Schedule	Page
Market Value Summary	1
Asset Summary	2
Income Summary	3
Cash Summary	4
Asset Detail	5
Transaction Detail	20
Sale/Maturity Summary	30
Bond Summary	37

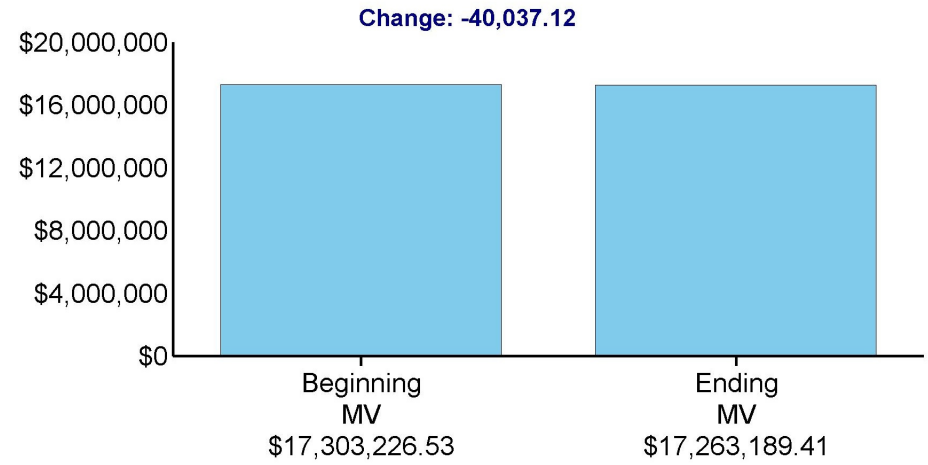


SMALL CITIES ORGANIZED
ACCOUNT NUMBER: 001050986308

Page 1 of 38
September 1, 2023 to September 30, 2023

MARKET VALUE SUMMARY

	Current Period 09/01/23 to 09/30/23
Beginning Market Value	\$17,303,226.53
Taxable Interest	42,817.22
Fees and Expenses	-1,840.76
Long Term Gains/Losses	-34,471.77
Change in Investment Value	-46,541.81
Ending Market Value	\$17,263,189.41



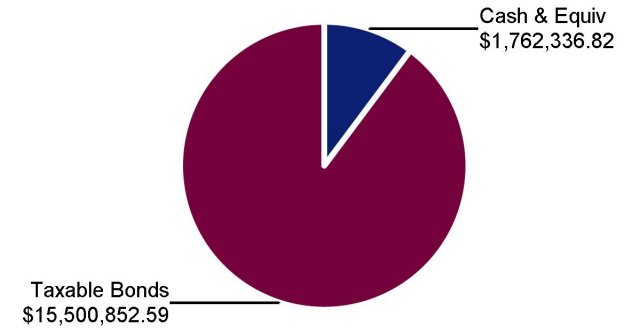


SMALL CITIES ORGANIZED
ACCOUNT NUMBER: 001050986308

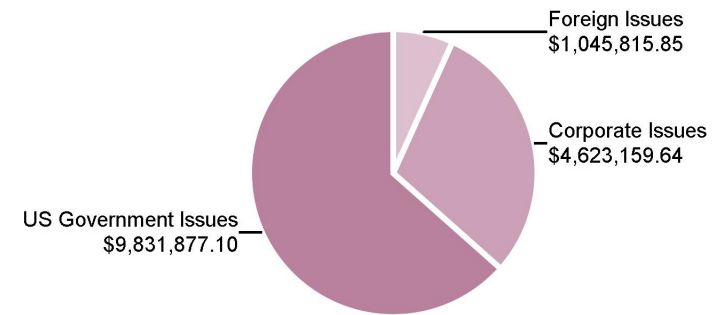
Page 2 of 38
September 1, 2023 to September 30, 2023

ASSET SUMMARY

Assets	Current Period Market Value	% of Total	Estimated Annual Income
Cash & Equivalents	1,762,336.82	10.20	93,518.58
Taxable Bonds	15,500,852.59	89.80	394,562.09
Total Market Value	\$17,263,189.41	100.00	\$488,080.67



Fixed Income Summary





SMALL CITIES ORGANIZED
ACCOUNT NUMBER: 001050986308

Page 3 of 38
September 1, 2023 to September 30, 2023

INCOME SUMMARY

	Income Received Current Period
Taxable Interest	42,817.22
Total Current Period Income	\$42,817.22



SMALL CITIES ORGANIZED
ACCOUNT NUMBER: 001050986308

Page 4 of 38
September 1, 2023 to September 30, 2023

CASH SUMMARY

	Principal Cash	Income Cash	Total Cash
Beginning Cash 09/01/2023	-\$2,061,977.35	\$2,061,977.35	\$0.00
Taxable Interest		42,817.22	42,817.22
Fees and Expenses	-1,840.76		-1,840.76
Purchases	-2,568,250.23		-2,568,250.23
Sales	1,642,203.81		1,642,203.81
Net Money Market Activity	885,069.96		885,069.96
Ending Cash 09/30/2023	-\$2,104,794.57	\$2,104,794.57	\$0.00



SMALL CITIES ORGANIZED
ACCOUNT NUMBER: 001050986308

Page 5 of 38
September 1, 2023 to September 30, 2023

ASSET DETAIL

Security Description

Shares/Face Amt	Price	Market Value	Tax Cost	Unrealized Gain/Loss	Percent of Total Portfolio	Estimated Annual Income	Estimated Current Yield
Cash & Equivalents							
Cash/Money Market							
First American Government - 31846V203 Oblig Fd Cl Y #3763							
111,749.020	1.0000	111,749.02	111,749.02	0.00	0.6	5,538.57	4.96
U S Treasury Bill - 912797FC6 10/26/2023							
830,000.000	99.6480	827,078.40	819,424.24	7,654.16	4.8	43,907.00	5.31
U S Treasury Bill - 912797FL6 11/24/2023							
830,000.000	99.2180	823,509.40	820,233.67	3,275.73	4.8	44,073.01	5.35
Total Cash/Money Market		\$1,762,336.82	\$1,751,406.93	\$10,929.89	10.2	\$93,518.58	
Cash							
Principal Cash		-2,104,794.57	-2,104,794.57		-12.2		
Income Cash		2,104,794.57	2,104,794.57		12.2		
Total Cash		\$0.00	\$0.00	\$0.00	0.0	\$0.00	
Total Cash & Equivalents		\$1,762,336.82	\$1,751,406.93	\$10,929.89	10.2	\$93,518.58	

Taxable Bonds

US Government Issues

U S Treasury Note - 91282CDR9 0.750 12/31/2023							
830,000.000	98.8590	820,529.70	819,625.00	904.70	4.8	6,225.00	0.76



SMALL CITIES ORGANIZED
ACCOUNT NUMBER: 001050986308

Page 6 of 38
September 1, 2023 to September 30, 2023

ASSET DETAIL (continued)

Security Description

	Shares/Face Amt	Price	Market Value	Tax Cost	Unrealized Gain/Loss	Percent of Total Portfolio	Estimated Annual Income	Estimated Current Yield
F N M A - 3135G0V34 2.500 02/05/2024	125,000.000	98.9530	123,691.25	124,521.25	-830.00	0.7	3,125.00	2.53
Federal Farm Credit Bks - 3133EKWV4 1.850 07/26/2024	150,000.000	97.1100	145,665.00	151,448.40	-5,783.40	0.8	2,775.00	1.90
Federal Home Loan Bks - 3130A2UW4 2.875 09/13/2024	200,000.000	97.5570	195,114.00	211,539.00	-16,425.00	1.1	5,750.00	2.95
F N M A - 3135G0W66 1.625 10/15/2024	175,000.000	96.1470	168,257.25	173,547.50	-5,290.25	1.0	2,843.75	1.69
U S Treasury Note - 912828J7 2.125 11/30/2024	275,000.000	96.3440	264,946.00	279,733.40	-14,787.40	1.5	5,843.75	2.21
F N M A - 3135G0X24 1.625 01/07/2025	235,000.000	95.4330	224,267.55	239,814.00	-15,546.45	1.3	3,818.75	1.70
F H L M C - 3137EAEP0 1.500 02/12/2025	260,000.000	95.0520	247,135.20	259,799.80	-12,664.60	1.4	3,900.00	1.58
U S Treasury Note - 912828J27 2.000 02/15/2025	175,000.000	95.6520	167,391.00	185,903.32	-18,512.32	1.0	3,500.00	2.09
U S Treasury Note - 912828ZC7 1.125 02/28/2025	50,000.000	94.3910	47,195.50	50,992.19	-3,796.69	0.3	562.50	1.19
Federal Home Loan Bks - 3130A4CH3 2.375 03/14/2025	225,000.000	95.8930	215,759.25	237,998.25	-22,239.00	1.2	5,343.75	2.48



SMALL CITIES ORGANIZED
ACCOUNT NUMBER: 001050986308

Page 7 of 38
September 1, 2023 to September 30, 2023

ASSET DETAIL (continued)

Security Description

	Shares/Face Amt	Price	Market Value	Tax Cost	Unrealized Gain/Loss	Percent of Total Portfolio	Estimated Annual Income	Estimated Current Yield
Federal Home Loan Bks - 3130AJHU6 0.500 04/14/2025	150,000.000	93.0190	139,528.50	149,800.80	-10,272.30	0.8	750.00	0.54
F N M A Deb - 3135G03U5 0.625 04/22/2025	105,000.000	93.0640	97,717.20	104,783.70	-7,066.50	0.6	656.25	0.67
F N M A - 3135G04Z3 0.500 06/17/2025	260,000.000	92.4600	240,396.00	259,461.80	-19,065.80	1.4	1,300.00	0.54
F H L M C M T N - 3137EAEU9 0.375 07/21/2025	140,000.000	91.9100	128,674.00	139,302.80	-10,628.80	0.7	525.00	0.41
F N M A - 3135G05X7 0.375 08/25/2025	220,000.000	91.4690	201,231.80	218,970.40	-17,738.60	1.2	825.00	0.41
F H L M C M T N - 3137EAEX3 0.375 09/23/2025	200,000.000	91.1760	182,352.00	199,398.00	-17,046.00	1.1	750.00	0.41
U S Treasury Note - 91282CFP1 4.250 10/15/2025	220,000.000	98.4340	216,554.80	221,332.03	-4,777.23	1.3	9,350.00	4.32
F N M A - 3135G06G3 0.500 11/07/2025	215,000.000	90.9380	195,516.70	214,230.30	-18,713.60	1.1	1,075.00	0.55
U S Treasury Note - 91282CAZ4 0.375 11/30/2025	300,000.000	90.6060	271,818.00	300,093.75	-28,275.75	1.6	1,125.00	0.41
Federal Home Loan Bks - 3130ATUC9 4.500 12/12/2025	300,000.000	98.7230	296,169.00	302,262.00	-6,093.00	1.7	13,500.00	4.56



SMALL CITIES ORGANIZED
ACCOUNT NUMBER: 001050986308

Page 8 of 38
September 1, 2023 to September 30, 2023



ASSET DETAIL (continued)

Security Description

	Shares/Face Amt	Price	Market Value	Tax Cost	Unrealized Gain/Loss	Percent of Total Portfolio	Estimated Annual Income	Estimated Current Yield
U S Treasury Note - 91282CBC4 0.375 12/31/2025	125,000.000	90.4020	113,002.50	124,882.81	-11,880.31	0.7	468.75	0.41
U S Treasury Note - 91282CBT7 0.750 03/31/2026	300,000.000	90.4300	271,290.00	297,597.66	-26,307.66	1.6	2,250.00	0.83
U S Treasury Note - 91282CBW0 0.750 04/30/2026	150,000.000	90.0820	135,123.00	149,009.77	-13,886.77	0.8	1,125.00	0.83
U S Treasury Note - 91282CCP4 0.625 07/31/2026	125,000.000	89.0040	111,255.00	123,813.48	-12,558.48	0.6	781.25	0.70
U S Treasury Note - 91282CCW9 08/31/2026 Var	350,000.000	89.0510	311,678.50	346,279.30	-34,600.80	1.8	2,625.00	0.84
U S Treasury Note - 91282CDG3 1.125 10/31/2026	325,000.000	89.6020	291,206.50	322,884.77	-31,678.27	1.7	3,656.25	1.26
U S Treasury Note - 912828V98 2.250 02/15/2027	200,000.000	92.2770	184,554.00	187,695.31	-3,141.31	1.1	4,500.00	2.44
U S Treasury Note - 91282CEF4 2.500 03/31/2027	200,000.000	92.8870	185,774.00	185,734.38	39.62	1.1	5,000.00	2.69
U S Treasury Note - 91282CEN7 2.750 04/30/2027	340,000.000	93.5120	317,940.80	332,193.75	-14,252.95	1.8	9,350.00	2.94
U S Treasury Note - 91282CEW7 3.250 06/30/2027	175,000.000	95.0120	166,271.00	177,460.94	-11,189.94	1.0	5,687.50	3.42



SMALL CITIES ORGANIZED
ACCOUNT NUMBER: 001050986308

Page 9 of 38
September 1, 2023 to September 30, 2023

ASSET DETAIL (continued)

Security Description

	Shares/Face Amt	Price	Market Value	Tax Cost	Unrealized Gain/Loss	Percent of Total Portfolio	Estimated Annual Income	Estimated Current Yield
U S Treasury Note - 91282CFH9 08/31/2027	120,000.000	94.3790	113,254.80	118,692.19	-5,437.39	0.7	3,750.00	3.31
U S Treasury Note - 91282CFM8 4.125 09/30/2027	150,000.000	97.9180	146,877.00	149,531.25	-2,654.25	0.9	6,187.50	4.21
U S Treasury Note - 91282CFU0 4.125 10/31/2027	220,000.000	97.8710	215,316.20	224,357.03	-9,040.83	1.2	9,075.00	4.21
U S Treasury Note - 9128283F5 2.250 11/15/2027	200,000.000	90.9450	181,890.00	184,875.00	-2,985.00	1.1	4,500.00	2.47
U S Treasury Note - 91282CGC9 3.875 12/31/2027	180,000.000	96.9180	174,452.40	183,171.09	-8,718.69	1.0	6,975.00	4.00
U S Treasury Note - 91282CGH8 3.500 01/31/2028	220,000.000	95.4340	209,954.80	213,125.00	-3,170.20	1.2	7,700.00	3.67
U S Treasury Note - 9128283W8 2.750 02/15/2028	230,000.000	92.4840	212,713.20	213,639.45	-926.25	1.2	6,325.00	2.97
Federal Home Loan Bks - 3130ATS57 4.500 03/10/2028	275,000.000	99.4620	273,520.50	283,109.75	-9,589.25	1.6	12,375.00	4.52
U S Treasury Note - 91282CGT2 3.625 03/31/2028	200,000.000	95.8670	191,734.00	196,343.75	-4,609.75	1.1	7,250.00	3.78
U S Treasury Note - 91282CHA2 3.500 04/30/2028	220,000.000	95.3130	209,688.60	220,275.00	-10,586.40	1.2	7,700.00	3.67



SMALL CITIES ORGANIZED
ACCOUNT NUMBER: 001050986308

Page 10 of 38
September 1, 2023 to September 30, 2023

ASSET DETAIL (continued)

Security Description

	Shares/Face Amt	Price	Market Value	Tax Cost	Unrealized Gain/Loss	Percent of Total Portfolio	Estimated Annual Income	Estimated Current Yield
F H L M C Multiclass Mtg Partn - 3137FG6X8 C M O Ser K077 CI A2 05/25/2028 Var	295,000.000	94.6680	279,270.60	289,583.98	-10,313.38	1.6	11,357.50	4.07
U S Treasury Note - 91282CHE4 3.625 05/31/2028	180,000.000	95.8440	172,519.20	177,370.31	-4,851.11	1.0	6,525.00	3.78
Federal Home Loan Bks - 3130AWMN7 4.375 06/09/2028	200,000.000	98.5960	197,192.00	200,900.00	-3,708.00	1.1	8,750.00	4.44
U S Treasury Note - 91282CHQ7 4.125 07/31/2028	220,000.000	97.8440	215,256.80	215,342.19	-85.39	1.2	9,075.00	4.22
U S Treasury Note - 91282CCV1 1.125 08/31/2028	250,000.000	84.6880	211,720.00	211,376.95	343.05	1.2	2,812.50	1.33
U S Treasury Note - 91282CHX2 4.375 08/31/2028	150,000.000	99.0080	148,512.00	148,160.16	351.84	0.9	6,562.50	4.42
Total US Government Issues			\$9,831,877.10	\$10,321,962.96	-\$490,085.86	57.0	\$225,907.50	

Corporate Issues

Apple Inc - 037833CU2 2.850 05/11/2024	150,000.000	98.2880	147,432.00	150,888.00	-3,456.00	0.9	4,275.00	2.90
Toyota Auto Recv Tr - 89237VAB5 A B S Ser 2020 C CI A3 10/15/2024 Var	1,027.230	99.7850	1,025.02	1,027.15	-2.13	0.0	4.52	0.44



SMALL CITIES ORGANIZED
ACCOUNT NUMBER: 001050986308

Page 11 of 38
September 1, 2023 to September 30, 2023

ASSET DETAIL (continued)

Security Description

	Shares/Face Amt	Price	Market Value	Tax Cost	Unrealized Gain/Loss	Percent of Total Portfolio	Estimated Annual Income	Estimated Current Yield
Honda Auto Receivables Owner - 43813KAC6 A B S Ser 2020 3 CI A3 0.370 10/18/2024	7,724.170	99.1630	7,659.52	7,723.04	-63.52	0.0	28.58	0.37
John Deere Owner Tr - 47787NAC3 A B S Ser 2020 B CI A3 11/15/2024 Var	352.060	99.7810	351.29	352.01	-0.72	0.0	1.80	0.51
Mercedes Benz Auto Lease - 58769KAD6 A B S Ser 2021 B CI A3 0.400 11/15/2024	23,508.040	99.1480	23,307.75	23,506.26	-198.51	0.1	94.03	0.40
Bmw Vehicle Lease Trust - 09690AAC7 0.330 12/26/2024	6,641.820	99.4320	6,604.09	6,641.13	-37.04	0.0	21.92	0.33
Ace Ina Holding - 00440EAS6 3.150 03/15/2025	140,000.000	96.3930	134,950.20	152,899.60	-17,949.40	0.8	4,410.00	3.27
Exxon Mobil Corporation - 30231GBH4 2.992 03/19/2025	140,000.000	96.5620	135,186.80	152,733.00	-17,546.20	0.8	4,188.80	3.10
Gm Fin Auto Lsng Tr - 36265MAC9 A B S Ser 2022 1 CI A 3 1.900 03/20/2025	65,950.130	98.7230	65,107.95	65,949.56	-841.61	0.4	1,253.05	1.92
Bmw Vehicle Lease Trust 2022 1 - 05601XAC3 A B S Ser 2022 1 CI A3 03/25/2025 Var	21,568.330	98.8270	21,315.33	21,565.10	-249.77	0.1	237.25	1.11
Caterpillar Finl Service - 14913R2V8 Medium Term Note 3.400 05/13/2025	55,000.000	96.6870	53,177.85	54,930.15	-1,752.30	0.3	1,870.00	3.52



SMALL CITIES ORGANIZED
ACCOUNT NUMBER: 001050986308

Page 12 of 38
September 1, 2023 to September 30, 2023



ASSET DETAIL (continued)

Security Description

	Shares/Face Amt	Price	Market Value	Tax Cost	Unrealized Gain/Loss	Percent of Total Portfolio	Estimated Annual Income	Estimated Current Yield
Toyota Auto Recv Tr - 89240BAC2 A B S Ser 2021 A CI A3 05/15/2025 Var	8,393.280	98.2740	8,248.41	8,391.72	-143.31	0.0	21.82	0.26
Qualcomm Inc - 747525AF0 3.450 05/20/2025	140,000.000	96.7810	135,493.40	155,689.80	-20,196.40	0.8	4,830.00	3.56
National Rural Utils Coop Fin - 63743HFE7 Medium Term Note 3.450 06/15/2025	85,000.000	96.2180	81,785.30	84,750.55	-2,965.25	0.5	2,932.50	3.59
Gm Fin Auto Lsng Tr 2022 2 - 36266FAC3 A B S Ser 2022 2 CI A 3 06/20/2025 Var	50,000.000	98.7930	49,396.50	49,994.79	-598.29	0.3	1,710.00	3.46
Hyundai Auto Rec Tr - 44933LAC7 A B S Ser 2021 A CI A3 09/15/2025 Var	21,722.290	97.9710	21,281.54	21,720.01	-438.47	0.1	82.54	0.39
John Deere Owner Trust - 47788UAC6 C M O Ser 2021 A CI A3 0.360 09/15/2025	19,444.780	97.6300	18,983.94	19,441.05	-457.11	0.1	70.00	0.37
Bmw Vehicle Lease - 05593AAC3 A B S Ser 2023 1 CI A 3 5.160 11/25/2025	20,000.000	99.1550	19,831.00	19,999.52	-168.52	0.1	1,032.00	5.20
Htundai Auto Rec Tr - 44934KAC8 A B S Ser 2021 B CI A 3 0.380 01/15/2026	67,795.860	97.1800	65,884.02	67,780.90	-1,896.88	0.4	257.62	0.39



SMALL CITIES ORGANIZED
ACCOUNT NUMBER: 001050986308

Page 13 of 38
September 1, 2023 to September 30, 2023

ASSET DETAIL (continued)

Security Description

	Shares/Face Amt	Price	Market Value	Tax Cost	Unrealized Gain/Loss	Percent of Total Portfolio	Estimated Annual Income	Estimated Current Yield
Honda Auto Rec Ownr Tr 2021 4 - 43815GAC3 A B S Ser 2021 4 CI A3 01/21/2026 Var	34,285.560	96.1010	32,948.77	34,278.34	-1,329.57	0.2	301.71	0.92
State Str Corp - 857477BR3 1.746 02/06/2026	40,000.000	94.3650	37,746.00	40,000.00	-2,254.00	0.2	698.40	1.85
John Deere Own - 47789QAC4 A B S Ser 2021 B CI A 3 03/16/2026 Var	36,915.660	96.5860	35,655.36	36,912.36	-1,257.00	0.2	191.96	0.54
Jpmorgan Chase Co - 46647PBK1 2.083 04/22/2026	50,000.000	93.8610	46,930.50	51,594.50	-4,664.00	0.3	1,041.50	2.22
Honda Auto Rec Ownr Tr - 43815BAC4 A B S Ser 2022 1 CI A 3 1.880 05/15/2026	65,000.000	96.4770	62,710.05	64,990.22	-2,280.17	0.4	1,222.00	1.95
Hyundai Auto Rec Tr - 44935FAD6 A B S Ser 2021 C CI A3 0.740 05/15/2026	25,706.020	96.6410	24,842.55	25,700.28	-857.73	0.1	190.22	0.77
Unitedhealth Group Inc - 91324PEC2 1.150 05/15/2026	175,000.000	89.9560	157,423.00	173,020.70	-15,597.70	0.9	2,012.50	1.28
Toyota Mtr Cr Corp - 89236TJK2 Medium Term Note 1.125 06/18/2026	130,000.000	89.2980	116,087.40	129,942.80	-13,855.40	0.7	1,462.50	1.26
Bank Amer Corp Sr - 06051GJD2 Medium Term Note 06/19/2026 Var	80,000.000	91.7070	73,365.60	77,319.60	-3,954.00	0.4	1,055.20	1.44



SMALL CITIES ORGANIZED
ACCOUNT NUMBER: 001050986308

Page 14 of 38
September 1, 2023 to September 30, 2023



ASSET DETAIL (continued)

Security Description

	Shares/Face Amt	Price	Market Value	Tax Cost	Unrealized Gain/Loss	Percent of Total Portfolio	Estimated Annual Income	Estimated Current Yield
Bmw Veh Owner Tr - 05602RAD3 A B S Ser 2022 A CI A 3 08/25/2026 Var	40,000.000	97.5550	39,022.00	39,997.92	-975.92	0.2	1,284.00	3.29
John Deere Owner Tr - 47787JAC2 A B S Ser 2022 CI A 3 09/15/2026 Var	50,000.000	96.8150	48,407.50	49,988.94	-1,581.44	0.3	1,160.00	2.40
Toyota At Rec Own Tr - 89238FAD5 A B S Ser 2022 B CI A 3 09/15/2026 Var	45,000.000	97.3520	43,808.40	44,998.95	-1,190.55	0.3	1,318.50	3.01
Gm Fin Cons Auto Rec Tr - 362554AC1 A B S Ser 2021 4 CI A 3 0.680 09/16/2026	25,867.650	95.9380	24,816.91	25,867.00	-1,050.09	0.1	175.90	0.71
Walmart Inc - 931142ER0 1.050 09/17/2026	30,000.000	89.1630	26,748.90	29,943.30	-3,194.40	0.2	315.00	1.18
Hyundai Auto Rec Tr - 448977AD0 A B S Ser 2022 A CI A3 10/15/2026 Var	35,000.000	96.7660	33,868.10	34,998.65	-1,130.55	0.2	777.00	2.29
Honeywell International - 438516BL9 2.500 11/01/2026	180,000.000	92.5240	166,543.20	168,229.80	-1,686.60	1.0	4,500.00	2.70
Gm Fin Cons Auto Rec - 380146AC4 A B S Ser 2022 1 CI A3 1.260 11/16/2026	24,771.540	96.6300	23,936.74	24,769.39	-832.65	0.1	312.12	1.30
Target Corp - 87612EBM7 1.950 01/15/2027	70,000.000	90.3140	63,219.80	69,881.00	-6,661.20	0.4	1,365.00	2.16



SMALL CITIES ORGANIZED
ACCOUNT NUMBER: 001050986308

Page 15 of 38
September 1, 2023 to September 30, 2023

ASSET DETAIL (continued)

Security Description

	Shares/Face Amt	Price	Market Value	Tax Cost	Unrealized Gain/Loss	Percent of Total Portfolio	Estimated Annual Income	Estimated Current Yield
Gm Fin Cons Aut Rec Tr - 362585AC5 A B S Ser 2022 2 CI A 3 02/16/2027 Var	40,000.000	97.2070	38,882.80	39,991.64	-1,108.84	0.2	1,240.00	3.19
John Deere Ownr Tr - 47800AAC4 A B S Ser 2022 B CI A3 02/16/2027 Var	50,000.000	97.3430	48,671.50	49,995.23	-1,323.73	0.3	1,870.00	3.84
Charles Schwab Corp - 808513BY0 2.450 03/03/2027	150,000.000	89.0740	133,611.00	147,699.00	-14,088.00	0.8	3,675.00	2.75
Berkshire Hathaway Fin - 084664CZ2 2.300 03/15/2027	115,000.000	91.7330	105,492.95	114,978.15	-9,485.20	0.6	2,645.00	2.51
Blackrock Inc - 09247XAN1 3.200 03/15/2027	190,000.000	93.5400	177,726.00	183,705.30	-5,979.30	1.0	6,080.00	3.42
Amazon Com Inc - 023135CF1 3.300 04/13/2027	110,000.000	94.0900	103,499.00	108,548.65	-5,049.65	0.6	3,630.00	3.51
Prologis LP L P - 74340XBN0 2.125 04/15/2027	160,000.000	89.3730	142,996.80	141,006.40	1,990.40	0.8	3,400.00	2.38
Honda Auto Rec Own - 43815JAC7 A B S Ser 2023 1 CI A 3 04/21/2027 Var	40,000.000	98.9860	39,594.40	39,992.57	-398.17	0.2	2,016.00	5.09
Morgan Stanley - 61772BAB9 Medium Term Note 1.593 05/04/2027	150,000.000	89.0080	133,512.00	133,989.30	-477.30	0.8	2,389.50	1.79



SMALL CITIES ORGANIZED
ACCOUNT NUMBER: 001050986308

Page 16 of 38
September 1, 2023 to September 30, 2023

ASSET DETAIL (continued)

Security Description

	Shares/Face Amt	Price	Market Value	Tax Cost	Unrealized Gain/Loss	Percent of Total Portfolio	Estimated Annual Income	Estimated Current Yield
Verizon Master Tr - 92348KAV5 A B S Ser 2022 5 Cl A 1A 07/20/2027 Var	45,000.000	99.3640	44,713.80	44,998.02	-284.22	0.3	1,674.00	3.74
Caterpillar Finl Svcs - 14913R3A3 Medium Term Note 3.600 08/12/2027	95,000.000	94.3460	89,628.70	94,090.85	-4,462.15	0.5	3,420.00	3.82
Realty Income Corp - 756109BG8 3.950 08/15/2027	200,000.000	93.7610	187,522.00	192,410.00	-4,888.00	1.1	7,900.00	4.21
Mercedes Benz Auto - 58768PAC8 A B S Ser 2022 1 Cl A3 5.210 08/16/2027	120,000.000	99.3390	119,206.80	119,976.26	-769.46	0.7	6,252.00	5.24
Walmart Inc - 931142EX7 3.950 09/09/2027	50,000.000	96.4950	48,247.50	49,921.10	-1,673.60	0.3	1,975.00	4.09
John Deere Owner Trust - 47800CAC0 A B S Ser 2023 A Cl A3 5.010 11/15/2027	75,000.000	98.8320	74,124.00	74,986.34	-862.34	0.4	3,757.50	5.07
Mercedes Benz Auto - 58770AAC7 A B S Ser 2023 1 Cl A3 4.510 11/15/2027	30,000.000	98.0580	29,417.40	29,996.40	-579.00	0.2	1,353.00	4.60
Bank Of America Corp - 06051GGF0 Medium Term Note 3.824 01/20/2028	100,000.000	92.8640	92,864.00	95,493.00	-2,629.00	0.5	3,824.00	4.12
Honeywell Intl Inc Sr Nt - 438516CJ3 4.950 02/15/2028	180,000.000	99.6020	179,283.60	184,037.40	-4,753.80	1.0	8,910.00	4.97



SMALL CITIES ORGANIZED
ACCOUNT NUMBER: 001050986308

Page 17 of 38
September 1, 2023 to September 30, 2023

ASSET DETAIL (continued)

Security Description

	Shares/Face Amt	Price	Market Value	Tax Cost	Unrealized Gain/Loss	Percent of Total Portfolio	Estimated Annual Income	Estimated Current Yield
Bmw Veh Owner Tr 2023 A - 05592XAD2 C M O Ser 2023 A Cl A3 02/25/2028 Var	30,000.000	99.7370	29,921.10	29,994.68	-73.58	0.2	1,641.00	5.48
Mastercard Incorporated - 57636QAW4 4.875 03/09/2028	95,000.000	99.2480	94,285.60	94,907.85	-622.25	0.5	4,631.25	4.91
John Deere Owner Tr - 477920AC6 A B S Ser 2023 B Cl A 3 5.180 03/15/2028	50,000.000	99.1230	49,561.50	49,991.66	-430.16	0.3	2,590.00	5.23
Public Service Electric - 74456QBU9 Medium Term Note 3.700 05/01/2028	200,000.000	93.6040	187,208.00	188,558.00	-1,350.00	1.1	7,400.00	3.95
American Honda Fin Corp - 02665WEM9 Medium Term Note 5.125 07/07/2028	150,000.000	98.4380	147,657.00	148,678.50	-1,021.50	0.9	7,687.50	5.21
Jpmorgan Chase Co - 46647PDG8 4.851 07/25/2028	110,000.000	96.3970	106,036.70	108,359.90	-2,323.20	0.6	5,336.10	5.03
Chase Issuance Trust - 161571HT4 C M O Ser 2023 A1 Cl A 5.160 09/15/2028	165,000.000	99.6320	164,392.80	164,954.26	-561.46	1.0	8,514.00	5.18
Total Corporate Issues			\$4,623,159.64	\$4,819,677.55	-\$196,517.91	26.8	\$150,515.79	



SMALL CITIES ORGANIZED
ACCOUNT NUMBER: 001050986308

Page 18 of 38
September 1, 2023 to September 30, 2023

ASSET DETAIL (continued)

Security Description

	Shares/Face Amt	Price	Market Value	Tax Cost	Unrealized Gain/Loss	Percent of Total Portfolio	Estimated Annual Income	Estimated Current Yield
Foreign Issues								
Toronto Dominion Bank - 89114QCB2 Medium Term Note 3.250 03/11/2024	135,000.000	98.8400	133,434.00	136,833.30	-3,399.30	0.8	4,387.50	3.29
Inter American Devel Bk - 4581X0EE4 3.250 07/01/2024	85,000.000	98.2500	83,512.50	84,991.50	-1,479.00	0.5	2,762.50	3.31
Inter American Devel Bk - 4581X0DZ8 Medium Term Note 0.500 09/23/2024	190,000.000	95.1380	180,762.20	189,859.40	-9,097.20	1.0	950.00	0.53
International Bank M T N - 459058JB0 0.625 04/22/2025	130,000.000	92.9340	120,814.20	129,496.90	-8,682.70	0.7	813.80	0.67
Bank Of Montreal - 06367WB85 Medium Term Note 1.850 05/01/2025	150,000.000	93.8500	140,775.00	154,207.50	-13,432.50	0.8	2,775.00	1.97
Royal Bank Of Canada - 78015K7H1 Medium Term Note 1.150 06/10/2025	150,000.000	92.4740	138,711.00	148,590.00	-9,879.00	0.8	1,725.00	1.24
International Bank M T N - 459058JL8 0.500 10/28/2025	180,000.000	91.0060	163,810.80	179,796.60	-15,985.80	0.9	900.00	0.55



SMALL CITIES ORGANIZED
ACCOUNT NUMBER: 001050986308

Page 19 of 38
September 1, 2023 to September 30, 2023

ASSET DETAIL (continued)

Security Description

	Shares/Face Amt	Price	Market Value	Tax Cost	Unrealized Gain/Loss	Percent of Total Portfolio	Estimated Annual Income	Estimated Current Yield
International Finance Corp - 45950KDD9 Medium Term Note 4.500 07/13/2028	85,000.000	98.8190	83,996.15	84,905.65	-909.50	0.5	3,825.00	4.55
Total Foreign Issues			\$1,045,815.85	\$1,108,680.85	-\$62,865.00	6.1	\$18,138.80	
Total Taxable Bonds			\$15,500,852.59	\$16,250,321.36	-\$749,468.77	89.8	\$394,562.09	
Total Assets			\$17,263,189.41	\$18,001,728.29	-\$738,538.88	100.0	\$488,080.67	
Estimated Current Yield								2.82

ASSET DETAIL MESSAGES

Time of trade execution and trading party (if not disclosed) will be provided upon request.

Publicly traded assets are valued in accordance with market quotations or valuation methodologies from financial industry services believed by us to be reliable. Assets that are not publicly traded may be reflected at values from other external sources. Assets for which a current value is not available may be reflected at a previous value or as not valued, at par value, or at a nominal value. Values shown do not necessarily reflect prices at which assets could be bought or sold. Values are updated based on internal policy and may be updated less frequently than statement generation.



SMALL CITIES ORGANIZED
ACCOUNT NUMBER: 001050986308

Page 20 of 38
September 1, 2023 to September 30, 2023

TRANSACTION DETAIL

Date Posted	Activity	Description	Income Cash	Principal Cash	Tax Cost
Beginning Balance 09/01/2023			\$2,061,977.35	-\$2,061,977.35	\$17,995,223.60
09/01/23	Asset Income	Interest Earned On First Am Govt Ob Fd Cl Y Interest From 8/1/23 To 8/31/23	765.21		
09/05/23	Purchase	Purchased 830,000 Par Value Of U S Treasury Bill 11/24/23 Trade Date 9/1/23 Purchased Through Bmo Capital Markets Corp/Bonds Purchased On The Off-Exchange Transactions - Li Swift External Ref#: 8324403133013451 830,000 Par Value At 98.82333373 %		-820,233.67	820,233.67
09/05/23	Asset Income	Interest Earned On Charles Schwab Corp 2.450% 3/03/27 0.01225 USD/\$1 Pv On 150,000 Par Value Due 9/3/23	1,837.50		
09/08/23	Cash Disbursement	Cash Disbursement Paid To Chandler Asset Management Inc Investment Counsel Fee For Pe Ending 08/31/2023		-1,736.59	
09/08/23	Purchase	Purchased 200,000 Par Value Of Public Service Mtn 3.700% 5/01/28 Trade Date 9/6/23 Purchased Through Pershing LLC Purchased On The Marketaxess Corporation Swift External Ref#: 8324903133017251 200,000 Par Value At 94.279 %		-188,558.00	188,558.00
09/08/23	Purchase Accrued Interest	Paid Accrued Interest On Purchase Of Public Service Mtn 3.700% 5/01/28 Income Debit 2,610.56- USD	-2,610.56		
09/08/23	Sale	Sold 25,000 Par Value Of Salesforce Com Inc 0.625% 7/15/24 Trade Date 9/6/23 Sold Through Marketaxess Corp Sold On The Marketaxess Corporation Swift External Ref#: 8324903133017229 25,000 Par Value At 95.863 %		23,965.75	-24,987.25



SMALL CITIES ORGANIZED
ACCOUNT NUMBER: 001050986308

Page 21 of 38
September 1, 2023 to September 30, 2023

TRANSACTION DETAIL (continued)

Date Posted	Activity	Description	Income Cash	Principal Cash	Tax Cost
09/08/23	Sell Accrued Interest	Received Accrued Interest On Sale Of Salesforce Com Inc 0.625% 7/15/24 Income Credit 23.00 USD	23.00		
09/08/23	Sale	Sold 95,000 Par Value Of Amazon Com Inc 0.450% 5/12/24 Trade Date 9/6/23 Sold Through Marketaxess Corp Sold On The Marketaxess Corporation Swift External Ref#: 8324903133017366 95,000 Par Value At 96.654 %		91,821.30	-94,861.30
09/08/23	Sell Accrued Interest	Received Accrued Interest On Sale Of Amazon Com Inc 0.450% 5/12/24 Income Credit 137.75 USD	137.75		
09/11/23	Asset Income	Interest Earned On Mastercard 4.875% 3/09/28 0.024375 USD/\$1 Pv On 95,000 Par Value Due 9/9/23	2,315.63		
09/11/23	Asset Income	Interest Earned On Walmart Inc 3.950% 9/09/27 0.01975 USD/\$1 Pv On 50,000 Par Value Due 9/9/23	987.50		
09/11/23	Asset Income	Interest Earned On F H L B Deb 4.500% 3/10/28 0.0225 USD/\$1 Pv On 275,000 Par Value Due 9/10/23	6,187.50		
09/11/23	Asset Income	Interest Earned On Toronto Dominion Mtn 3.250% 3/11/24 0.01625 USD/\$1 Pv On 135,000 Par Value Due 9/11/23	2,193.75		
09/12/23	Sale	Sold 230,000 Par Value Of F H L B 2.875% 6/14/24 Trade Date 9/11/23 Sold Through Marketaxess Corp Sold On The Marketaxess Corporation Swift External Ref#: 8325403133030764 230,000 Par Value At 98.035 %		225,480.50	-239,917.60
09/12/23	Sell Accrued Interest	Received Accrued Interest On Sale Of F H L B 2.875% 6/14/24 Income Credit 1,616.39 USD	1,616.39		



SMALL CITIES ORGANIZED
ACCOUNT NUMBER: 001050986308

Page 22 of 38
September 1, 2023 to September 30, 2023

TRANSACTION DETAIL (continued)

Date Posted	Activity	Description	Income Cash	Principal Cash	Tax Cost
09/13/23	Asset Income	Interest Earned On F H L B Deb 2.875% 9/13/24 0.014375 USD/\$1 Pv On 200,000 Par Value Due 9/13/23	2,875.00		
09/14/23	Asset Income	Interest Earned On F H L B Deb 2.375% 3/14/25 0.011875 USD/\$1 Pv On 225,000 Par Value Due 9/14/23	2,671.88		
09/15/23	Asset Income	Interest Earned On Honda Auto Rec Own 1.880% 5/15/26 \$0.00157/Pv On 65,000.00 Pv Due 9/15/23	101.83		
09/15/23	Asset Income	Interest Earned On Hyundai Auto Rec 2.220% 10/15/26 \$0.00185/Pv On 35,000.00 Pv Due 9/15/23	64.75		
09/15/23	Asset Income	Interest Earned On Hyundai Auto Rec 0.380% 9/15/25 \$0.00032/Pv On 24,277.91 Pv Due 9/15/23	7.69		
09/15/23	Sale	Paid Down 2,555.62 Par Value Of Hyundai Auto Rec 0.380% 9/15/25 Trade Date 9/15/23		2,555.62	-2,555.35
09/15/23	Asset Income	Interest Earned On Htundai Auto Rec Tr 0.380% 1/15/26 \$0.00032/Pv On 73,856.09 Pv Due 9/15/23	23.39		
09/15/23	Sale	Paid Down 6,060.23 Par Value Of Htundai Auto Rec Tr 0.380% 1/15/26 Trade Date 9/15/23		6,060.23	-6,058.89
09/15/23	Asset Income	Interest Earned On Hyundai Auto Rec Tr 0.740% 5/15/26 \$0.00062/Pv On 27,515.56 Pv Due 9/15/23	16.97		
09/15/23	Sale	Paid Down 1,809.54 Par Value Of Hyundai Auto Rec Tr 0.740% 5/15/26 Trade Date 9/15/23		1,809.54	-1,809.14
09/15/23	Asset Income	Interest Earned On John Deere Owner 2.320% 9/15/26 \$0.00193/Pv On 50,000.00 Pv Due 9/15/23	96.67		



SMALL CITIES ORGANIZED
ACCOUNT NUMBER: 001050986308

Page 23 of 38
September 1, 2023 to September 30, 2023

TRANSACTION DETAIL (continued)

Date Posted	Activity	Description	Income Cash	Principal Cash	Tax Cost
09/15/23	Asset Income	Interest Earned On John Deere Owner 0.510% 11/15/24 \$0.00043/Pv On 668.73 Pv Due 9/15/23	0.28		
09/15/23	Sale	Paid Down 316.67 Par Value Of John Deere Owner 0.510% 11/15/24 Trade Date 9/15/23		316.67	-316.62
09/15/23	Asset Income	Interest Earned On John Deere Owner 0.360% 9/15/25 \$0.00030/Pv On 21,476.18 Pv Due 9/15/23	6.44		
09/15/23	Sale	Paid Down 2,031.4 Par Value Of John Deere Owner 0.360% 9/15/25 Trade Date 9/15/23		2,031.40	-2,031.01
09/15/23	Asset Income	Interest Earned On John Deere Own 0.520% 3/16/26 \$0.00043/Pv On 38,852.28 Pv Due 9/15/23	16.84		
09/15/23	Sale	Paid Down 1,936.62 Par Value Of John Deere Own 0.520% 3/16/26 Trade Date 9/15/23		1,936.62	-1,936.45
09/15/23	Asset Income	Interest Earned On John Deere Owner Tr 5.180% 3/15/28 \$0.00432/Pv On 50,000.00 Pv Due 9/15/23	215.83		
09/15/23	Asset Income	Interest Earned On John Deere Ownr Tr 3.740% 2/16/27 \$0.00312/Pv On 50,000.00 Pv Due 9/15/23	155.83		
09/15/23	Asset Income	Interest Earned On John Deere Owner 5.010% 11/15/27 \$0.00418/Pv On 75,000.00 Pv Due 9/15/23	313.13		
09/15/23	Asset Income	Interest Earned On Mercedes Benz Auto 5.210% 8/16/27 \$0.00434/Pv On 120,000.00 Pv Due 9/15/23	521.00		
09/15/23	Asset Income	Interest Earned On Mercedes Benz Auto 0.400% 11/15/24 \$0.00033/Pv On 29,268.69 Pv Due 9/15/23	9.76		



SMALL CITIES ORGANIZED
ACCOUNT NUMBER: 001050986308

Page 24 of 38
September 1, 2023 to September 30, 2023



TRANSACTION DETAIL (continued)

Date Posted	Activity	Description	Income Cash	Principal Cash	Tax Cost
09/15/23	Sale	Paid Down 5,760.65 Par Value Of Mercedes Benz Auto 0.400% 11/15/24 Trade Date 9/15/23		5,760.65	-5,760.21
09/15/23	Asset Income	Interest Earned On Mercedes Benz Auto 4.510% 11/15/27 \$0.00376/Pv On 30,000.00 Pv Due 9/15/23	112.75		
09/15/23	Asset Income	Interest Earned On Toyota Auto Recv 0.43999% 10/15/24 \$0.00037/Pv On 3,033.73 Pv Due 9/15/23	1.11		
09/15/23	Sale	Paid Down 2,006.5 Par Value Of Toyota Auto Recv 0.43999% 10/15/24 Trade Date 9/15/23		2,006.50	-2,006.35
09/15/23	Asset Income	Interest Earned On Toyota At Rec Own 2.930% 9/15/26 \$0.00244/Pv On 45,000.00 Pv Due 9/15/23	109.88		
09/15/23	Asset Income	Interest Earned On Toyota Auto Recv 0.260% 5/15/25 \$0.00022/Pv On 9,602.17 Pv Due 9/15/23	2.08		
09/15/23	Sale	Paid Down 1,208.89 Par Value Of Toyota Auto Recv 0.260% 5/15/25 Trade Date 9/15/23		1,208.89	-1,208.66
09/15/23	Purchase	Purchased 165,000 Par Value Of Chase Issuance Trust 5.160% 9/15/28 Trade Date 9/7/23 Purchased Through J.P. Morgan Securities LLC Swift External Ref#: 8325003133022259 165,000 Par Value At 99.97227879 %		-164,954.26	164,954.26
09/15/23	Asset Income	Interest Earned On Ace Ina Holding 3.150% 3/15/25 0.01575 USD/\$1 Pv On 140,000 Par Value Due 9/15/23	2,205.00		
09/15/23	Asset Income	Interest Earned On Berkshire Hathaway 2.300% 3/15/27 0.0115 USD/\$1 Pv On 115,000 Par Value Due 9/15/23	1,322.50		
09/15/23	Asset Income	Interest Earned On Blackrock Inc 3.200% 3/15/27 0.016 USD/\$1 Pv On 190,000 Par Value Due 9/15/23	3,040.00		



SMALL CITIES ORGANIZED
ACCOUNT NUMBER: 001050986308

Page 25 of 38
September 1, 2023 to September 30, 2023

TRANSACTION DETAIL (continued)

Date Posted	Activity	Description	Income Cash	Principal Cash	Tax Cost
09/18/23	Asset Income	Interest Earned On Gm Fin Cons Aut 3.100% 2/16/27 \$0.00258/Pv On 40,000.00 Pv Due 9/16/23	103.33		
09/18/23	Asset Income	Interest Earned On Honda Auto 0.370% 10/18/24 \$0.00031/Pv On 10,086.70 Pv Due 9/18/23	3.11		
09/18/23	Sale	Paid Down 2,362.53 Par Value Of Honda Auto 0.370% 10/18/24 Trade Date 9/18/23		2,362.53	-2,362.18
09/18/23	Asset Income	Interest Earned On Gm Fin Cons Auto 0.680% 9/16/26 \$0.00057/Pv On 27,440.99 Pv Due 9/16/23	15.55		
09/18/23	Sale	Paid Down 1,573.34 Par Value Of Gm Fin Cons Auto 0.680% 9/16/26 Trade Date 9/16/23		1,573.34	-1,573.30
09/18/23	Asset Income	Interest Earned On Gm Fin Cons Auto 1.260% 11/16/26 \$0.00105/Pv On 25,000.00 Pv Due 9/16/23	26.25		
09/18/23	Sale	Paid Down 228.46 Par Value Of Gm Fin Cons Auto 1.260% 11/16/26 Trade Date 9/16/23		228.46	-228.44
09/18/23	Asset Income	Interest Earned On Walmart Inc 1.050% 9/17/26 0.00525 USD/\$1 Pv On 30,000 Par Value Due 9/17/23	157.50		
09/19/23	Asset Income	Interest Earned On Exxon Mobil Corp 2.992% 3/19/25 0.01496 USD/\$1 Pv On 140,000 Par Value Due 9/19/23	2,094.40		
09/20/23	Asset Income	Interest Earned On Gm Fin Auto Lsng Tr 1.900% 3/20/25 \$0.00158/Pv On 74,200.81 Pv Due 9/20/23	117.48		
09/20/23	Sale	Paid Down 8,250.68 Par Value Of Gm Fin Auto Lsng Tr 1.900% 3/20/25 Trade Date 9/20/23		8,250.68	-8,250.61



SMALL CITIES ORGANIZED
ACCOUNT NUMBER: 001050986308

Page 26 of 38
September 1, 2023 to September 30, 2023

TRANSACTION DETAIL (continued)

Date Posted	Activity	Description	Income Cash	Principal Cash	Tax Cost
09/20/23	Asset Income	Interest Earned On Gm Fin Auto Lsng 3.420% 6/20/25 \$0.00285/Pv On 50,000.00 Pv Due 9/20/23	142.50		
09/20/23	Asset Income	Interest Earned On Verizon Master Tr 3.720% 7/20/27 \$0.00310/Pv On 45,000.00 Pv Due 9/20/23	139.50		
09/21/23	Asset Income	Interest Earned On Honda Auto Rec 0.880% 1/21/26 \$0.00073/Pv On 36,635.32 Pv Due 9/21/23	26.87		
09/21/23	Sale	Paid Down 2,349.76 Par Value Of Honda Auto Rec 0.880% 1/21/26 Trade Date 9/21/23		2,349.76	-2,349.26
09/21/23	Asset Income	Interest Earned On Honda Auto Rec Own 5.040% 4/21/27 \$0.00420/Pv On 40,000.00 Pv Due 9/21/23	168.00		
09/21/23	Sale	Matured 830,000 Par Value Of U S Treasury Bill 9/21/23 Trade Date 9/21/23 830,000 Par Value At 100 %		819,679.99	-819,679.99
09/21/23	Asset Income	Interest Earned On U S Treasury Bill 9/21/23 830,000 Par Value At 100 %	10,320.01		
09/22/23	Purchase	Purchased 250,000 Par Value Of U S Treasury Nt 1.125% 8/31/28 Trade Date 9/21/23 Purchased Through Jefferies LLC Purchased On The Off-Exchange Transactions - Li Swift External Ref#: 8326403133060821 250,000 Par Value At 84.55078 %		-211,376.95	211,376.95
09/22/23	Purchase Accrued Interest	Paid Accrued Interest On Purchase Of U S Treasury Nt 1.125% 8/31/28 Income Debit 169.99- USD	-169.99		



SMALL CITIES ORGANIZED
ACCOUNT NUMBER: 001050986308

Page 27 of 38
September 1, 2023 to September 30, 2023

TRANSACTION DETAIL (continued)

Date Posted	Activity	Description	Income Cash	Principal Cash	Tax Cost
09/22/23	Purchase	Purchased 830,000 Par Value Of U S Treasury Nt 0.750% 12/31/23 Trade Date 9/21/23 Purchased Through Wells Fargo Securities, LLC Purchased On The Off-Exchange Transactions - Li Swift External Ref#: 8326403133061041 830,000 Par Value At 98.75 %		-819,625.00	819,625.00
09/22/23	Purchase Accrued Interest	Paid Accrued Interest On Purchase Of U S Treasury Nt 0.750% 12/31/23 Income Debit 1,420.92- USD	-1,420.92		
09/22/23	Sale	Sold 150,000 Par Value Of U S Treasury Nt 2.500% 5/15/24 Trade Date 9/21/23 Sold Through J.P. Morgan Securities LLC Sold On The Off-Exchange Transactions - Li Swift External Ref#: 8326403133060868 150,000 Par Value At 98.11718667 %		147,175.78	-154,136.72
09/22/23	Sell Accrued Interest	Received Accrued Interest On Sale Of U S Treasury Nt 2.500% 5/15/24 Income Credit 1,324.73 USD	1,324.73		
09/25/23	Asset Income	Interest Earned On Bmw Veh Owner Tr 5.470% 2/25/28 0.004558 USD/\$1 Pv On 30,000 Par Value Due 9/25/23	136.75		
09/25/23	Asset Income	Interest Earned On Bmw Vehicle Lease 5.160% 11/25/25 \$0.00430/Pv On 20,000.00 Pv Due 9/25/23	86.00		
09/25/23	Asset Income	Interest Earned On Bmw Vehicle Lease 1.100% 3/25/25 \$0.00092/Pv On 25,467.65 Pv Due 9/25/23	23.35		
09/25/23	Sale	Paid Down 3,899.32 Par Value Of Bmw Vehicle Lease 1.100% 3/25/25 Trade Date 9/25/23		3,899.32	-3,898.74
09/25/23	Asset Income	Interest Earned On Bmw Veh Owner Tr 3.210% 8/25/26 \$0.00268/Pv On 40,000.00 Pv Due 9/25/23	107.00		



SMALL CITIES ORGANIZED
ACCOUNT NUMBER: 001050986308

Page 28 of 38
September 1, 2023 to September 30, 2023

TRANSACTION DETAIL (continued)

Date Posted	Activity	Description	Income Cash	Principal Cash	Tax Cost
09/25/23	Asset Income	Interest Earned On Bmw Vehicle Lease 0.330% 12/26/24 \$0.00028/Pv On 9,879.91 Pv Due 9/25/23	2.72		
09/25/23	Sale	Paid Down 3,238.09 Par Value Of Bmw Vehicle Lease 0.330% 12/26/24 Trade Date 9/25/23		3,238.09	-3,237.75
09/25/23	Asset Income	Interest Earned On F H L M C Mltcl Mt 3.850% 5/25/28 \$0.00321/Pv On 295,000.00 Pv Due 9/25/23	946.46		
09/25/23	Fee	Trust Fees Collected Charged For Period 08/01/2023 Thru 08/31/2023		-104.17	
09/25/23	Asset Income	Interest Earned On F H L M C M T N 0.375% 9/23/25 0.001875 USD/\$1 Pv On 200,000 Par Value Due 9/23/23	375.00		
09/25/23	Asset Income	Interest Earned On Inter Amer Bk M T N 0.500% 9/23/24 0.0025 USD/\$1 Pv On 190,000 Par Value Due 9/23/23	475.00		
09/26/23	Purchase	Purchased 220,000 Par Value Of U S Treasury Nt 4.125% 7/31/28 Trade Date 9/25/23 Purchased Through Bmo Capital Markets Corp/Bonds Purchased On The Off-Exchange Transactions - Li Swift External Ref#: 8326803133071463 220,000 Par Value At 97.88281364 %		-215,342.19	215,342.19
09/26/23	Purchase Accrued Interest	Paid Accrued Interest On Purchase Of U S Treasury Nt 4.125% 7/31/28 Income Debit 1,405.64- USD	-1,405.64		
09/26/23	Sale	Sold 300,000 Par Value Of U S Treasury Nt 1.500% 9/30/24 Trade Date 9/25/23 Sold Through Bmo Capital Markets Corp/Bonds Sold On The Off-Exchange Transactions - Li Swift External Ref#: 8326803133071418 300,000 Par Value At 96.16406333 %		288,492.19	-297,509.76



SMALL CITIES ORGANIZED
ACCOUNT NUMBER: 001050986308

Page 29 of 38
September 1, 2023 to September 30, 2023

TRANSACTION DETAIL (continued)

Date Posted	Activity	Description	Income Cash	Principal Cash	Tax Cost
09/26/23	Sell Accrued Interest	Received Accrued Interest On Sale Of U S Treasury Nt 1.500% 9/30/24 Income Credit 2,200.82 USD	2,200.82		
09/29/23	Purchase	Purchased 150,000 Par Value Of U S Treasury Nt 4.375% 8/31/28 Trade Date 9/28/23 Purchased Through J.P. Morgan Securities LLC Purchased On The Off-Exchange Transactions - Li Swift External Ref#: 8327103133083123 150,000 Par Value At 98.77344 %		-148,160.16	148,160.16
09/29/23	Purchase Accrued Interest	Paid Accrued Interest On Purchase Of U S Treasury Nt 4.375% 8/31/28 Income Debit 522.84- USD	-522.84		
	Purchase	Combined Purchases For The Period 9/ 1/23 - 9/30/23 Of First Am Govt Ob Fd Cl Y		-1,175,218.11	1,175,218.11
	Sale	Combined Sales For The Period 9/ 1/23 - 9/30/23 Of First Am Govt Ob Fd Cl Y		2,060,288.07	-2,060,288.07
Ending Balance 09/30/2023			\$2,104,794.57	-\$2,104,794.57	\$18,001,728.29



SMALL CITIES ORGANIZED
ACCOUNT NUMBER: 001050986308

Page 30 of 38
September 1, 2023 to September 30, 2023



SALE/MATURITY SUMMARY

	Settlement Date	Description	Tax Cost	Proceeds	Estimated Gain/Loss
Cash and Equivalents					
U S Treasury Bill					
09/21/2023					
912796CR8					
	09/21/23	Matured 830,000 Par Value Trade Date 9/21/23 830,000 Par Value At 100 %	-819,679.99	819,679.99	
Total Cash and Equivalents			-\$819,679.99	\$819,679.99	\$0.00
Taxable Bonds					
Amazon Com Inc					
0.450 05/12/2024					
023135BW5					
	09/08/23	Sold 95,000 Par Value Trade Date 9/6/23 Sold Through Marketaxess Corp Sold On The Marketaxess Corporation Swift External Ref#: 8324903133017366 95,000 Par Value At 96.654 %	-94,861.30	91,821.30	-3,040.00
Bmw Vehicle Lease Trust					
0.330 12/26/2024					
09690AAC7					
	09/25/23	Paid Down 3,238.09 Par Value Trade Date 9/25/23	-3,237.75	3,238.09	0.34



SMALL CITIES ORGANIZED
ACCOUNT NUMBER: 001050986308

Page 31 of 38
September 1, 2023 to September 30, 2023

SALE/MATURITY SUMMARY (continued)

Settlement Date	Description	Tax Cost	Proceeds	Estimated Gain/Loss
Bmw Vehicle Lease Trust 2022 1				
A B S Ser 2022 1 CI A3				
03/25/2025 Var				
BVL1325				
09/25/23	Paid Down 3,899.32 Par Value Trade Date 9/25/23	-3,898.74	3,899.32	0.58
Federal Home Loan Bks				
2.875 06/14/2024				
3130A1XJ2				
09/12/23	Sold 230,000 Par Value Trade Date 9/11/23 Sold Through Marketaxess Corp Sold On The Marketaxess Corporation Swift External Ref#: 8325403133030764 230,000 Par Value At 98.035 %	-239,917.60	225,480.50	-14,437.10
Gm Fin Auto Lsng Tr				
A B S Ser 2022 1 CI A 3				
1.900 03/20/2025				
GFA1925				
09/20/23	Paid Down 8,250.68 Par Value Trade Date 9/20/23	-8,250.61	8,250.68	0.07
Gm Fin Cons Auto Rec				
A B S Ser 2022 1 CI A3				
1.260 11/16/2026				
GFC1226				
09/18/23	Paid Down 228.46 Par Value Trade Date 9/16/23	-228.44	228.46	0.02



SMALL CITIES ORGANIZED
ACCOUNT NUMBER: 001050986308

Page 32 of 38
September 1, 2023 to September 30, 2023

SALE/MATURITY SUMMARY (continued)

	Settlement Date	Description	Tax Cost	Proceeds	Estimated Gain/Loss
Gm Fin Cons Auto Rec Tr A B S Ser 2021 4 CI A 3 0.680 09/16/2026 GFC0626	09/18/23	Paid Down 1,573.34 Par Value Trade Date 9/16/23	-1,573.30	1,573.34	0.04
Honda Auto Rec Ownr Tr 2021 4 A B S Ser 2021 4 CI A3 01/21/2026 Var HAR0826	09/21/23	Paid Down 2,349.76 Par Value Trade Date 9/21/23	-2,349.26	2,349.76	0.50
Honda Auto Receivables Owner A B S Ser 2020 3 CI A3 0.370 10/18/2024 HA00324	09/18/23	Paid Down 2,362.53 Par Value Trade Date 9/18/23	-2,362.18	2,362.53	0.35
Htundai Auto Rec Tr A B S Ser 2021 B CI A 3 0.380 01/15/2026 HAR0326	09/15/23	Paid Down 6,060.23 Par Value Trade Date 9/15/23	-6,058.89	6,060.23	1.34



SMALL CITIES ORGANIZED
ACCOUNT NUMBER: 001050986308

Page 33 of 38
September 1, 2023 to September 30, 2023

SALE/MATURITY SUMMARY (continued)

	Settlement Date	Description	Tax Cost	Proceeds	Estimated Gain/Loss
Hyundai Auto Rec Tr A B S Ser 2021 A CI A3 09/15/2025 Var HAR0325	09/15/23	Paid Down 2,555.62 Par Value Trade Date 9/15/23	-2,555.35	2,555.62	0.27
Hyundai Auto Rec Tr A B S Ser 2021 C CI A3 0.740 05/15/2026 HAR0726	09/15/23	Paid Down 1,809.54 Par Value Trade Date 9/15/23	-1,809.14	1,809.54	0.40
John Deere Own A B S Ser 2021 B CI A 3 03/16/2026 Var JDO0926	09/15/23	Paid Down 1,936.62 Par Value Trade Date 9/15/23	-1,936.45	1,936.62	0.17
John Deere Owner Tr A B S Ser 2020 B CI A3 11/15/2024 Var JDO0524	09/15/23	Paid Down 316.67 Par Value Trade Date 9/15/23	-316.62	316.67	0.05



SMALL CITIES ORGANIZED
ACCOUNT NUMBER: 001050986308

Page 34 of 38
September 1, 2023 to September 30, 2023

SALE/MATURITY SUMMARY (continued)

	Settlement Date	Description	Tax Cost	Proceeds	Estimated Gain/Loss
John Deere Owner Trust					
C M O Ser 2021 A CI A3					
0.360 09/15/2025					
JDO0425					
	09/15/23	Paid Down 2,031.4 Par Value Trade Date 9/15/23	-2,031.01	2,031.40	0.39
Mercedes Benz Auto Lease					
A B S Ser 2021 B CI A3					
0.400 11/15/2024					
58769KAD6					
	09/15/23	Paid Down 5,760.65 Par Value Trade Date 9/15/23	-5,760.21	5,760.65	0.44
Salesforce Com Inc					
0.625 07/15/2024					
79466LAG9					
	09/08/23	Sold 25,000 Par Value Trade Date 9/6/23 Sold Through Marketaxess Corp Sold On The Marketaxess Corporation Swift External Ref#: 8324903133017229 25,000 Par Value At 95.863 %	-24,987.25	23,965.75	-1,021.50
Toyota Auto Recv Tr					
A B S Ser 2020 C CI A3					
10/15/2024 Var					
TAR0424					
	09/15/23	Paid Down 2,006.5 Par Value Trade Date 9/15/23	-2,006.35	2,006.50	0.15



SMALL CITIES ORGANIZED
ACCOUNT NUMBER: 001050986308

Page 35 of 38
September 1, 2023 to September 30, 2023

SALE/MATURITY SUMMARY (continued)

	Settlement Date	Description	Tax Cost	Proceeds	Estimated Gain/Loss
Toyota Auto Recv Tr A B S Ser 2021 A CI A3 05/15/2025 Var TAR0325A	09/15/23	Paid Down 1,208.89 Par Value Trade Date 9/15/23	-1,208.66	1,208.89	0.23
U S Treasury Note 1.500 09/30/2024 912828YH7	09/26/23	Sold 300,000 Par Value Trade Date 9/25/23 Sold Through Bmo Capital Markets Corp/Bonds Sold On The Off-Exchange Transactions - Li Swift External Ref#: 8326803133071418 300,000 Par Value At 96.16406333 %	-297,509.76	288,492.19	-9,017.57
U S Treasury Note 2.500 05/15/2024 912828WJ5	09/22/23	Sold 150,000 Par Value Trade Date 9/21/23 Sold Through J.P. Morgan Securities LLC Sold On The Off-Exchange Transactions - Li Swift External Ref#: 8326403133060868 150,000 Par Value At 98.11718667 %	-154,136.72	147,175.78	-6,960.94
Total Taxable Bonds			-\$856,995.59	\$822,523.82	-\$34,471.77
Total Sales & Maturities			-\$1,676,675.58	\$1,642,203.81	-\$34,471.77



SMALL CITIES ORGANIZED
ACCOUNT NUMBER: 001050986308

Page 36 of 38
September 1, 2023 to September 30, 2023

SALE/MATURITY SUMMARY MESSAGES

Estimated Year-To-Date Long-Term Gain (Loss): (\$56,708.38)

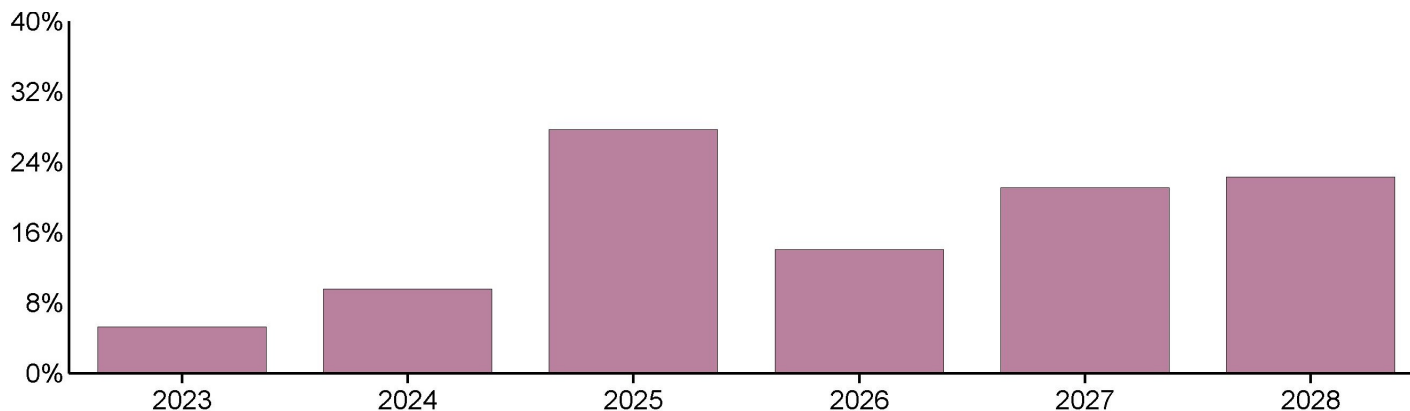
Estimates should not be used for tax purposes



SMALL CITIES ORGANIZED
ACCOUNT NUMBER: 001050986308

Page 37 of 38
September 1, 2023 to September 30, 2023

BOND SUMMARY



	Par Value	Market Value	Percentage of Category
MATURITY			
2023	830,000.00	820,529.70	5.30
2024	1,524,253.32	1,481,761.87	9.56
2025	4,557,078.81	4,293,578.22	27.70
2026	2,385,342.29	2,181,298.00	14.07
2027	3,475,000.00	3,266,396.65	21.07
2028	3,605,000.00	3,457,288.15	22.30
Total of Category	\$16,376,674.42	\$15,500,852.59	100.00

MOODY'S RATING

Aaa	11,253,878.17	10,670,777.54	68.84
Aa2	335,000.00	315,676.15	2.04
Aa3	285,000.00	272,011.60	1.75
A1	1,255,000.00	1,169,394.20	7.54
A2	1,280,000.00	1,200,940.85	7.75
A3	650,000.00	613,126.00	3.96



SMALL CITIES ORGANIZED
ACCOUNT NUMBER: 001050986308

Page 38 of 38
September 1, 2023 to September 30, 2023



BOND SUMMARY (continued)

	Par Value	Market Value	Percentage of Category
N/A	1,317,796.25	1,258,926.25	8.12
Total of Category	\$16,376,674.42	\$15,500,852.59	100.00

S&P RATING			
AAA	1,574,691.13	1,522,135.98	9.82
AA+	3,585,000.00	3,419,619.20	22.06
AA	305,000.00	283,988.35	1.83
AA-	330,000.00	312,912.80	2.02
A+	400,000.00	367,796.00	2.37
A	1,545,000.00	1,462,392.55	9.44
A-	1,225,000.00	1,144,059.10	7.38
N/A	7,411,983.29	6,987,948.61	45.08
Total of Category	\$16,376,674.42	\$15,500,852.59	100.00

BOND SUMMARY MESSAGES

Data contained within this section excluded Mutual Funds, Exchange Traded Funds, and Closed-Ended Funds.

Glossary

Accretion - The accumulation of the value of a discounted bond until maturity.

Adjusted Prior Market Realized Gain/Loss - The difference between the proceeds and the Prior Market Value of the transaction.

Adjusted Prior Market Unrealized Gain/Loss - The difference between the Market Value and the Adjusted Prior Market Value.

Adjusted Prior Market Value - A figure calculated using the beginning Market Value for the fiscal year, adjusted for all asset related transactions during the period, employing an average cost methodology.

Amortization - The decrease in value of a premium bond until maturity.

Asset - Anything owned that has commercial exchange value. Assets may consist of specific property or of claims against others, in contrast to obligations due to others (liabilities).

Bond Rating - A measurement of a bond's quality based upon the issuer's financial condition. Ratings are assigned by independent rating services, such as Moody's, or S&P, and reflect their opinion of the issuer's ability to meet the scheduled interest and principal repayments for the bond.

Cash - Cash activity that includes both income and principal cash categories.

Change in Unrealized Gain/Loss - Also reported as Gain/Loss in Period in the Asset Detail section. This figure shows the market appreciation (depreciation) for the current period.

Cost Basis (Book Value) - The original price of an asset, normally the purchase price or appraised value at the time of acquisition. Book Value method maintains an average cost for each asset.

Cost Basis (Tax Basis) - The original price of an asset, normally the purchase price or appraised value at the time of acquisition. Tax Basis uses client determined methods such as Last-In-First-Out (LIFO), First-In-First-Out (FIFO), Average, Minimum Gain, and Maximum Gain.

Ending Accrual - (Also reported as Accrued Income) Income earned but not yet received, or expenses incurred but not yet paid, as of the end of the reporting period.

Estimated Annual Income - The amount of income a particular asset is anticipated to earn over the next year. The shares multiplied by annual income rate.

Estimated Current Yield - The annual rate of return on an investment expressed as a percentage. For stocks, yield is calculated by taking the annual dividend payments divided by the stock's current share price. For bonds, yield is calculated by the coupon rate divided by the bond's market price.

Ex-Dividend Date - (Also reported as Ex-Date) For stock trades, the person who owns the security on the ex-dividend date will earn the dividend, regardless of who currently owns the stock.

Income Cash - A category of cash comprised of ordinary earnings derived from investments, usually dividends and interest.

Market Value - The price per unit multiplied by the number of units.

Maturity Date - The date on which an obligation or note matures.

Payable Date - The date on which a dividend, mutual fund distribution, or interest on a bond will be made.

Principal Cash - A category of cash comprised of cash, deposits, cash withdrawals and the cash flows generated from purchases or sales of investments.

Realized Gain/Loss Calculation - The Proceeds less the Cost Basis of a transaction.

Settlement Date - The date on which a trade settles and cash or securities are credited or debited to the account.

Trade Date - The date a trade is legally entered into.

Unrealized Gain/Loss - The difference between the Market Value and Cost Basis at the end of the current period.

Yield on/at Market - The annual rate of return on an investment expressed as a percentage. For stocks, yield is calculated by the annual dividend payments divided by the stock's current share price. For bonds, yield is calculated by the coupon rate divided by the bond's market price.

The terms defined in this glossary are only for use when reviewing your account statement. Please contact your Relationship Manager with any questions.



MALIA M. COHEN

California State Controller

LOCAL AGENCY INVESTMENT FUND
REMITTANCE ADVICE

Agency Name	S.C.O.R.E.
Account Number	40-04-001

As of 10/13/2023, your Local Agency Investment Fund account has been directly credited with the interest earned on your deposits for the quarter ending 09/30/2023.

Earnings Ratio		.00009812538629360
Interest Rate		3.59%
Dollar Day Total	\$	59,194,323.04
Quarter End Principal Balance	\$	1,753,529.97
Quarterly Interest Earned	\$	5,808.47




Small Cities Organized Risk Effort
A Joint Powers Authority

**SCORE TREASURER INVESTMENT REPORT
FOR THE QUARTER ENDING SEPTEMBER 30, 2023**

	MARKET VALUE
CASH:	
(1) Wells Fargo	\$724,913.04
(2) Local Agency Inv Fund (LAIF)	\$1,753,529.97
TOTAL CASH	\$2,478,443.01
INVESTMENTS (Unrestricted):	
(3) Chandler Investments (see attached) Account no. 590	\$14,716,090.00
TOTAL UNRESTRICTED INVESTMENTS	\$14,716,090.00
TOTAL CASH AND INVESTMENTS	\$17,194,533.01

- (1) This consists of one checking account and two pass-thru accounts (Liability and Workers' Compensation claims).
- (2) The LAIF rate of return as of quarter ended September 30, 2023 3.59%
- (3) See attached Investment Activity Reports.

THIS PORTFOLIO IS IN COMPLIANCE WITH SCORE'S INVESTMENT POLICY AND IS LIQUID ENOUGH TO MEET EXPECTED CASH FLOW NEEDS OVER THE NEXT SIX MONTHS.



Blake Michaelson, SCORE Treasurer

September 30, 2023

Date



1. A listing of individual securities held at the end of the reporting period by authorized investment category. (**Attaching the 9/30/23 Chandler report to the email met this criteria via the “Holdings Report” on pages 4-10**)
2. Average life and final maturity of all investments listed. (**Average life can be found on page 1 of the Chandler report in the “Portfolio Characteristics” section. Final Maturity is noted for each security in the Security Descriptions in the Holdings Report**)
3. Coupon, discount or earnings rate. (**Coupon rate is noted in the Security Descriptions, and Book Yield (assumed to be the earnings rate) are presented in the Holdings Report of the Chandler report**)
4. Par value, amortized book value and market value. (**All noted in the Holdings Report of the Chandler report**)
5. Percentage of the portfolio represented by each investment category. (**Noted on Page 1 of the Chandler report, in the Sector Allocation graph**)
6. A description of the funds, investments, and programs (including lending programs) managed by contracted parties (i.e. LAIF, investment pools, outside money managers, and securities lending agents). (**LAIF listed in the Treasurer’s Investment Report**)
7. A statement of compliance with the investment policy or an explanation for non-compliance. (**Noted in all caps above signature line on Treasurer’s Investment Report**)
8. A statement of the local agency’s ability to meet its pool’s expenditure requirements for the next six months, as well as an explanation of why sufficient money will not be available if that is the case. (**Noted in all caps above signature line on Treasurer’s Investment Report**)

SCORE – TargetSolutions Utilization Report Summary

	This Year	Last Year
	1/1/2023-3/31/2023	1/1/2022-3/31/2022
Active Entities	10	8
# of Potential Active Entities	9	12
% Entities Active	9%	66.6%
Total Active/Offline Users	741	662
Registered Users	512	469
% Users Active	69%	70.8%
Users Completing One or More Course	38	45
Courses Completed - Total	241	148
Users Completing One or More Custom Activities	6	0
Custom Activities Completed - Total	7	0

Member Organization	Total Active and Offline Employees	Registered Users	Courses Completed-Total	Users Completing One or More Courses	Custom Activities Completed-Total	Users Completing One or More Custom Activity
City of Biggs	17	16	0	0	0	0
City of Colfax	18	16	0	0	0	0
City of Dunsmuir	45	33	53	5	0	0
City of Etna	50	38	36	2	0	0
City of Isleton	6	4	0	0	0	0
City of Live Oak	22	8	0	0	0	0
City of Loyalton	9	4	6	1	0	0
City of Montague	29	20	0	0	0	0
City of Mount Shasta	123	97	60	15	0	0
City of Portola	30	9	0	0	0	0
City of Rio Dell	17	9	0	0	0	0
City of Shasta Lake	54	26	7	2	0	0
City of Susanville	42	32	1	1	0	0
City of Tulelake	13	2	1	1	0	0
City of Weed	38	18	0	0	0	0
City of Yreka	108	97	32	6	7	6
SCORE	7	7	0	0	0	0
Susanville Fire Department	38	22	41	3	0	0
Town of Loomis	23	23	0	0	0	0
Weed City Fire	59	38	4	2	0	0
TOTAL	748	519	241	38	7	6

SCORE – TargetSolutions Utilization Report Summary

	This Year	Last Year
	4/1/2023-6/30/2023	4/1/2022-6/30/2022
Active Entities	11	11
# of Potential Active Entities	9	9
% Entities Active	81.8%	81.8%
Total Active/Offline Users	755	669
Registered Users	425	484
% Users Active	56.2%	72.3%
Users Completing One or More Course	45	111
Courses Completed - Total	151	215
Users Completing One or More Custom Activities	11	1
Custom Activities Completed - Total	14	1

Member Organization	Total Active and Offline Employees	Registered Users	Courses Completed-Total	Users Completing One or More Courses	Custom Activities Completed-Total	Users Completing One or More Custom Activity
City of Biggs	19	18	12	6	0	0
City of Colfax	18	16	0	0	0	0
City of Dunsmuir	44	32	64	6	0	0
City of Etna	54	39	3	1	0	0
City of Isleton	6	4	0	0	0	0
City of Live Oak	22	8	0	0	0	0
City of Loyalton	9	4	0	0	0	0
City of Montague	29	20	0	0	0	0
City of Mount Shasta	125	99	14	11	0	0
City of Portola	30	9	0	0	0	0
City of Rio Dell	17	9	0	0	0	0
City of Shasta Lake	54	26	20	4	1	1
City of Susanville	42	32	0	0	0	0
City of Tulelake	13	2	0	0	0	0
City of Weed	38	18	0	0	0	0
City of Yreka	121	99	5	5	13	10
SCORE	7	7	0	0	0	0
Susanville Fire Department	21	18	3	1	0	0
Town of Loomis	28	25	6	6	0	0
Weed City Fire	61	40	24	5	0	0
TOTAL	755	525	151	45	14	11

SCORE – TargetSolutions Utilization Report Summary

	This Year	Last Year
	7/1/2023-9/30/2023	7/1/2022-9/30/2022
Active Entities	7	8
# of Potential Active Entities	13	9
% Entities Active	53.8%	88.8%
Total Active/Offline Users	765	708
Registered Users	531	498
% Users Active	69.4%	70.3%
Users Completing One or More Course	24	35
Courses Completed - Total	67	125
Users Completing One or More Custom Activities	6	0
Custom Activities Completed - Total	7	0

Member Organization	Total Active and Offline Employees	Registered Users	Courses Completed-Total	Users Completing One or More Courses	Custom Activities Completed-Total	Users Completing One or More Custom Activity
City of Biggs	19	18	0	0	0	0
City of Colfax	18	16	0	0	0	0
City of Dunsmuir	44	32	0	0	0	0
City of Etna	51	29	0	0	0	0
City of Isleton	6	4	0	0	0	0
City of Live Oak	22	8	0	0	0	0
City of Loyalton	9	4	0	0	0	0
City of Montague	29	20	0	0	0	0
City of Mount Shasta	128	102	19	5	0	0
City of Portola	30	9	0	0	0	0
City of Rio Dell	17	9	0	0	0	0
City of Shasta Lake	55	26	31	10	0	0
City of Susanville	42	32	8	4	0	0
City of Tulelake	13	2	0	0	0	0
City of Weed	38	18	0	0	0	0
City of Yreka	122	99	2	1	0	0
SCORE	7	7	0	0	0	0
Susanville Fire Department	22	19	1	1	0	0
Town of Loomis	28	25	1	1	0	0
Weed City Fire	64	42	5	2	7	6
TOTAL	765	531	67	24	7	6

SMALL CITIES ORGANIZED RISK EFFORT

Internal Controls and Guidelines

Amended – ~~January 27~~October 27, 2023

1. Delegation of Authority

The Board of Directors hereby delegates its authority to invest funds of the Authority for a one-year period to the Treasurer who shall thereafter assume full responsibility for those transactions until the delegation of authority is revoked or expires. Subject to review, the Board of Directors may renew the delegation of authority each year. The Treasurer has chosen to delegate with the Board's approval the day-to-day placement of investments to an investment adviser, Chandler Asset Management (hereinafter "Adviser"), via a written agreement between the Authority and the Adviser. The Adviser shall make all investment decisions and transactions in strict accordance with state law and the Authority's Investment Policy.

The Treasurer shall also be responsible for ensuring that all investment transactions comply with the Authority's Investment Policy and for establishing internal controls. The internal controls shall be designed to regulate the Authority's investment activities, including the activities of any subordinate officials and the Adviser acting on behalf of the Authority, and to prevent losses of public funds arising from fraud, error, misrepresentations of third parties, unanticipated changes in financial markets, or imprudent actions by employees and officers of the Authority. The most important controls are: control of collusion; separation of duties; separation of transaction authority from accounting and bookkeeping; custodial safekeeping; delegation of authority; limitations regarding securities losses and remedial action; written confirmation of telephone transactions; minimizing the number of authorized investment officials; documentation of transactions and strategies; and annual review of controls by the Treasurer.

2. Separation of Duties

When broker confirmations and monthly custodian bank statements are received, they shall be reconciled to internal documentation quarterly. The staff member or service provider who performs the reconciliation shall not be the same as the Treasurer or Advisor who executes investment transactions.

The Adviser's portfolio manager shall review investment transactions on a daily basis for consistency between trading activity and compliance with Investment Policy constraints. The Authority's Treasurer will review these transactions on a monthly basis.

3. Custodial Safekeeping and Trade Settlement

Safekeeping

All securities purchased shall be delivered to the Authority's custodial bank. All securities sold shall be delivered directly from the Authority's custodial bank to the counter party's custodial bank.

Trade Settlement

All investment transactions will be settled "delivery-vs.-payment" (DVP) in accordance with industry standards. Staff members or service providers acting in a staff capacity shall not handle cash or securities in conjunction with the investment of Authority's funds.

The Adviser shall coordinate the settlement of all transactions with the Authority's custodian bank, Union Bank of California, and send all necessary paperwork to:

Samir Somerville
U.S. Bank
425 Walnut Street
PO BOX 1118
Cincinnati, OH 45202
Direct: (513) 629-8204
samir.somervillepowell@usbank.com

Transfer Funds or Invest Proceeds

If the Authority is purchasing a security, it may be necessary to transfer funds from another bank account or a LAIF account. If the Authority is selling a security or a security matures, it may be necessary to invest the proceeds in another security, to transfer funds to another bank account or to a LAIF account. The Authority's Treasurer or the Adviser will initiate necessary transfer of funds for trade settlements.

4. Competitive Bid

- It is preferred that all trades are executed competitively with a minimum of three price quotes to insure best execution of the transaction.
- Competitive quotes, however, are not necessary for new issues when they are offered during the initial (primary) selling period and quoted at the same price (usually par) by all brokers.
- These guidelines recognize that it is not always possible to locate three brokers who offer exactly the same security. This is particularly true in the case of secondary market agency securities, corporate bonds, and some money market securities. In those situations, comparable securities will be used to determine the current value for a security being considered for purchase.

5. Trade Documentation

SCORE's Treasurer shall reconcile the monthly investment transaction report of the adviser with the transaction report received from the Custodian.

Trade Ticket

The Adviser will prepare a trade ticket with all of the information pertinent to the purchase or sale of the investment and fax or e-mail it to the Authority's Treasurer and to Alliant Insurance, the Pool Administrator.

Broker Confirmation

A confirmation will be issued by the broker/dealer for each purchase or sale transaction. The information on the confirmation will be checked and reconciled to the trade ticket from the Adviser, and the Authority's copy of the confirmation should be attached to the trade ticket.

Monthly Custody Statement

Union Bank will issue a Monthly Custody Statement for all of the securities purchased and delivered to and held in the Authority's custody account. The information on the Monthly Custody Statement will be checked and reconciled to the Authority's Transaction and Holdings Report from Adviser.

Verify the Documentation of the Transaction

In order to assure internal controls, the documentation of investment transactions must be carefully checked. The transaction and security information on the Adviser's Trade ticket, the broker's Trade Confirmation, and Union Bank's Monthly Custody Statement should be carefully cross checked to be sure that all information reconciles. If any trade document does not reconcile with what is known as the correct information regarding a trade, then the party who issued that document must be contacted to correct the erroneous information.

All trade documentation will be distributed to the following people:

~~Mr. Roger Carroll~~ Blake Michaelsen
Treasurer
Small Cities Organized Risk Effort
c/o ~~Town of Loomis~~ City of Dunsmuir
PO BOX 1330 5915 Dunsmuir Avenue
Loomis, CA 95650 Dunsmuir, CA 96025
Direct: (916) 824-1512 (530) 235-4822
~~rearroll@loomis.ca.gov~~
bmichaelsen@ci.dunsmuir.ca.us

Mr. Marcus Beverly
Pool Administrator
Small Cities Organized Risk Effort
c/o Alliant Insurance Services, Inc.
2180 Harvard St. Suite 460
Sacramento, CA 95815
(916) 643-2704
Fax: (916) 643-2750
Marcus.Beverly@alliant.com

6. Authorized Financial Dealers and Institutions

1. The Authority's Treasurer shall determine which financial institutions are authorized to provide investment services to the Authority. Institutions eligible to transact investment business with the Authority include:
 - a. Primary government dealers as designated by the Federal Reserve Bank;
 - b. Non-primary and regional dealers;
 - c. Nationally or state-chartered banks;
 - d. The Federal Reserve Bank; and
 - e. Direct issuers of securities eligible for purchase by the Authority.
2. Selection of financial institutions and broker/dealers authorized to engage in transactions with the Authority shall be at the sole discretion of the Authority.
3. All financial institutions which desire to become qualified bidders for investment transactions (and which are not dealing only with the investment adviser) must supply the Authority Treasurer with a statement certifying that the institution has reviewed the California Government Code Section 53600 et seq. and the Authority's Investment Policy and that all securities offered to the Authority shall comply fully and in every instance with all provisions of the Code and with this Investment Policy.
4. Public deposits shall be made only in qualified public depositories within the State of California as established by State law. Deposits shall be insured by the Federal Deposit Insurance Corporation, or, to the extent the amount exceeds the insured maximum, shall be collateralized with securities in accordance with State law.
5. Selection of broker/dealers used by the Adviser retained by the Authority shall be at the sole discretion of the Advisers.

7. Mitigating Credit and Market Risk in the Portfolio

The Authority will mitigate credit risk in the portfolio by following the guidelines described in the Investment Policy regarding diversification, maximum percentages of any single issuer and procedures for credit rating downgrades. Market risk will be mitigated by following the guidelines also described in the Investment Policy regarding maximum maturity, liquidity and the duration of the portfolio.

8. Annual Review

The Treasurer will review these investment procedures and guidelines annually and recommend any necessary revisions to the Board for approval.

Prepared by: _____
~~Roger Carroll~~ Blake Michaelsen, Treasurer
Small Cities Organized Risk Effort

Approved by: _____
Wes Heathcock, President
Board of Directors
Small Cities Organized Risk Effort

Date: _____



SCORE

These early estimates have been prepared to aid you in budgeting for the 2024/25 fiscal year. It is important to keep in mind it is early on in the process of determining each Program's total cost. At this time, your entity's exposure and experience have not been updated in any of the allocation models. The estimates provided are intended to be conservative; however, final premiums may be in excess of these estimates. Since we currently do not have renewal rates for any of the programs, we recommend you budget towards the upper end of the range plus any differences in exposure or experience which have not yet been considered. Once we have received and updated your losses and exposure, we will distribute updated estimates.

We expect to be able to update losses and exposure for the General Liability and Workers' Compensation programs near the end of the calendar year.

If you are aware that you have any substantial changes over the past 12 months, please contact Sarah Bishop and a better estimate can be developed for you.

Pollution Program

Premium

22/23 Premium:	\$35,721
23/24 Premium:	\$23,649
24/25 Estimated Premium:	\$42,600 to \$47,300

For the 2024-25 renewal, it is our goal to begin negotiations early with Ironshore and negotiate for a flat rate. In 2023, the rating was modified to reflect a formula of the rate times the members overall TIV. Ironshore will maintain that rating going forward.

In the event losses are reported over the next ten months, we would anticipate rates up to 120%. In response to significant losses, Ironshore may opt to reduce their overall limits (as low as \$5M) and Alliant will look to restructure the program by seeking alternative markets to provide primary and/or excess limits over Ironshore's primary. If this were the case, we would anticipate rates to increase up to 200%. If the losses are significant the increases may be even higher. Alliant's goal is to begin negotiations early with Ironshore for much better terms if there are no losses in the program.

SCORE Loss Control Grant Fund Member Utilization FY 2023/24 as of 10/20/23

Member Entity	TOTAL Grant Fund FY 23/24 Allocation	Amount requested during FY 23-24	Remaining amount available in FY 23-24	Sumbitted Invoices for Reimbursement?? (Yes/No)	Notes
Biggs *	\$6,949.28				*Request made 6/1/23 by Josh Cook to rollover all funds (\$4,860.61) into FY 23/24 Funds.
Colfax	\$2,849.53				
Dunsmuir	\$3,302.54				
Etna	\$9,772.53				*Request made 5/24/23 by Pamela Eastlick to rollover all funds (\$2,149.93) into FY 23/24 Funds.
Isleton	\$5,147.18				*Request made 6/1/23 by Yvonne Zepeda to rollover all funds (\$2,149.93) into FY 23/24 Funds.
Live Oak	\$6,155.55	\$5,037.00	\$1,118.55	NO	*Request made 8/14/23 by Jessica Mata for AED equipment (Total requested \$5,037)
Loomis	\$4,186.27				
Loyalton *	\$1,245.92				
Montague	\$4,594.55				
Mt. Shasta	\$11,510.01				
Portola	\$9,334.12				*Request made 5/24/23 by Susan Scarlett to rollover all funds (\$6,239.26) into FY 23/24 Funds.
Rio Dell	\$4,393.22				
Shasta Lake	\$14,286.55	\$3,893.29	\$10,393.26	Yes (\$3,893.29)	*Request made 6/14/23 by Jason Peterson for resurfacing of pickle ball courts (\$17,000) \$13,806.71 to be paid from FY 22/23 Loss Control Grant Funds and \$3,893.29 to be paid from FY 23/24 Loss Control Grant Funds
Susanville	\$38,007.11				*Request made 6/14/23 by Chandra Jabbs to rollover all funds (\$25,500.25) into FY 23/24 Funds for PD Body Cam Cloud Storage.
Tulelake*	\$2,207.26				
Weed	\$25,171.54				*Request made 6/6/23 by Anna Guzman for purchase of Ergonomic charis (\$2,560.33) and to roll over remaining funds into FY 23/24 Loss Control Grant Funds (\$15,308.24)
Yreka	\$14,048.02				
Total:	\$163,161.18				

* Mini-Cities



QUARTERLY FINANCIALS FOR QUARTER ENDED JUNE 30, 2023

ACTION ITEM

ISSUE: The Board of Directors receives a quarterly report on the financial status of SCORE. Gilbert Associates will present SCORE's Financials for Quarter ending June 30, 2023, for Board review.

Noted results for the year end June 30, 2023, include Total Operating Revenue of \$7,012,958 and Total Expenses of \$6,211,080. This resulted in Net Operating Revenue of \$801,878 and an increase in Net Position of \$647,732, after accounting for dividends of \$512,594 and investment losses of (\$208,554) due to unrealized changes in the market value of SCORE's investments. This compares favorably to a Net Loss in FY 21/22 of (\$112,087) due to unrealized investment losses of (\$751,475). Interest income almost doubled, from \$203,453 to \$402,325, due to increases in short-term rates.

The Net Revenue increased the Net Position of the Liability Program by \$367,660 and the Workers' Compensation Program by \$13,280. The remaining \$297,984 is credited to the recently formed Property Banking Layer, increasing its Net Position to \$354,364. Members will note their Property Banking Layer statements beginning on page 17 of the report.

Total General and Administrative Expenses were \$877,444, (4.2%) under budget largely due to decreases in conference reimbursements and meeting expenses, while this year the budgeted OSIP User Funding for Workers' Compensation claims came in higher than expected (\$54,660 v. \$40,450 budget).

RECOMMENDATION: Receive and file the Quarterly Financials as presented.

FISCAL IMPACT: None.

BACKGROUND: Each quarter the Board of Directors reviews the quarterly financials and refers questions for follow-up or receives and files the report as presented.

ATTACHMENT(S): Quarterly Financial Reports as of 06/30/23

Small Cities Organied Risk Effort
Statement of Net Position
As of June 30, 2023 and June 30, 2022

	Jun 30, '23	Jun 30, '22
ASSETS		
Current Assets		
Checking/Savings		
Wells Fargo Bank - General	\$ 1,512,550	\$ 46,497
Trust / Claims Bank Accounts		
Liability	52,904	196,566
Workers' Comp - Cadence	200,000	-
Workers' Comp - WFB	132,193	129,882
LAIF	243,497	6,351,131
Total Checking/Savings	2,141,143	6,724,077
Other Current Assets		
Chandler Investments		
Chandler - Investments	1,205,006	1,445,275
Chandler - Unrealized Gain (Loss)	(46,841)	10,548
US Bank	2,621,690	130,956
Total Chandler - Investment Account	3,779,855	1,586,779
Interest Receivable	84,438	56,528
Member Accounts Receivable	89,234	313,504
Claim Recovery Receivable	65,502	49,447
Prepaid Insurance	1,946	2,304
Prepaid Expenses	9,245	9,245
Total Other Current Assets	4,030,220	2,017,807
Total Current Assets	6,171,363	8,741,884
Noncurrent Assets		
Chandler Investments		
Chandler - Investments	14,120,127	10,606,075
Chandler - Unrealized Gain (Loss)	(705,985)	(554,924)
Total Chandler - Investment Account	13,414,142	10,051,151
TOTAL ASSETS	\$ 19,585,505	\$ 18,793,035

Small Cities Organied Risk Effort
Statement of Net Position
As of June 30, 2023 and June 30, 2022

	Jun 30, '23	Jun 30, '22
LIABILITIES		
Current Liabilities		
Accounts Payable	\$ 66,897	\$ 68,986
LAWCX	12,959	12,959
Deferred Income	-	1,237
Dividend Payable to Members	80,579	506,337
Claims Reserves - Current		
Claims Reserves - W/C	978,373	904,582
Claims Reserves - Liability	680,434	596,805
Total Claims Payable - Current	1,658,807	1,501,387
Total Current Liabilities	1,819,242	2,090,906
Long Term Liabilities		
LAWCX	64,798	77,757
Claims Reserves - Non-Current		
Claims Reserves - W/C	1,286,534	1,484,360
Claims Reserves - Liability	705,598	177,851
Total Claims Payable - Non-Current	1,992,132	1,662,211
IBNR		
IBNR Reserves - W/C	3,400,985	2,876,475
IBNR Reserves - Liability	473,507	949,577
Total IBNR	3,874,491	3,826,052
ULAE		
ULAE - W/C	397,000	383,000
ULAE - Liability	162,000	125,000
Total ULAE	559,000	508,000
Total Long Term Liabilities	6,490,421	6,074,019
Total Liabilities	\$ 8,309,664	\$ 8,164,925
NET POSITION		
Net Position - Workers' Compensation		
Board Designated - W/C	1,250,000	1,250,000
Workers' Compensation Banking Layer	1,121,225	1,200,070
Net Position - Liability		
Board Designated - Liability	2,500,000	2,500,000
Liability Banking Layer	989,513	1,213,427
Property / Auto Banking Layer	314,947	-
Undesignated Net Position		
Unrestricted	4,452,424	4,576,698
Net Revenues Over Expenditures	647,732	(112,087)
Total Net Position	\$ 11,275,841	\$ 10,628,109

Small Cities Organied Risk Effort
Statement of Revenue, Expenses and Changes in Net Position
For the Quarter and Year to Date Ended June 30, 2023 and June 30, 2022

	<u>Apr '23 - Jun '23</u>	<u>Jul '22 - Jun '23</u>	<u>Jul '21 -Jun '22</u>
Ordinary Revenue			
Revenue			
Member Contributions	\$ 1,655,103	\$ 6,601,699	\$ 5,749,773
Member Assessment/Refunds	-	6,710	14,416
Bank/LAIF Interest	121,290	402,325	22,440
Managed Portfolio	-	-	203,453
Miscellaneous Income	577	2,224	-
Total Operating Revenue	<u>1,776,970</u>	<u>7,012,958</u>	<u>5,990,083</u>
Operating Expenses			
General and Administrative Expenses			
Bank Service Charges	(0)	227	1,503
Accreditation Fee	500	5,750	-
Dues & Subscriptions	300	2,450	2,000
Insurance	3,061	12,245	4,404
Meeting Expense	5,380	22,989	13,926
Member Conference Reimbursement	2,000	2,815	3,625
Contingency / Misc Expenses	-	2,019	6,948
Loss Control Services	27,498	110,992	110,667
Safety Training	14,437	57,749	56,434
User Funding Assessment (WC)	-	54,660	29,821
Total Administration	<u>53,177</u>	<u>271,895</u>	<u>229,329</u>
Board Meeting/Travel			
Consulting Services			
Accounting Services	16,977	67,521	62,845
Actuarial Study	-	12,000	16,950
Administration Costs	71,226	284,905	279,319
Audit Services			
Claims Audit	3,250	3,250	8,000
Audit - Financial	8,800	21,550	24,546
Total Audit Services	<u>12,050</u>	<u>24,800</u>	<u>32,546</u>
Claims Services			
Claims Management -WC	26,409	112,810	104,590
Claims Management - Liability	21,524	78,920	83,587
Total Claims Services	<u>47,933</u>	<u>191,730</u>	<u>188,177</u>
Contract Services			
Investment Fees	5,294	17,428	15,761
Legal	3,898	7,165	2,434
Total Consulting Services	<u>157,377</u>	<u>605,549</u>	<u>598,032</u>
Total General and Administrative Expenses	<u>210,554</u>	<u>877,444</u>	<u>827,361</u>
Insurance Expenses			
Workers' Compensation	112,282	449,129	416,140
Combined GL/AL Excess	162,779	653,550	535,945
Property Coverage	323,862	1,295,448	1,091,850
Insurance Premiums	50,330	203,762	175,722
Total Insurance Expenses	<u>649,254</u>	<u>2,601,888</u>	<u>2,219,657</u>
Claims Expenses			
Claims Payments			
Claim Payments - WC	275,191	1,165,565	901,192
Claim Payments - Liability	189,149	356,634	314,469
Claim Payments - Other Programs	24,000	24,000	-
Total Claim Payments	<u>488,340</u>	<u>1,546,198</u>	<u>1,215,661</u>
Changes in Claims Liabilities			
Change in Reserves	3,051	487,341	(529,880)
Changes in IBNR	28,460	48,440	907,739

Substantially all disclosures required by accounting principles generally accepted in the United States of America are omitted and no assurance is

Small Cities Organied Risk Effort
Statement of Revenue, Expenses and Changes in Net Position
For the Quarter and Year to Date Ended June 30, 2023 and June 30, 2022

	<u>Apr '23 - Jun '23</u>	<u>Jul '22 - Jun '23</u>	<u>Jul '21 -Jun '22</u>
Changes in ULAE	2,000	51,000	(7,000)
Total Change in Claims Liabilities	33,511	586,781	370,859
Total Claims Expenses	521,851	2,132,979	1,586,521
Grant Fund Program	68,208	86,175	86,538
Dividends	703,427	512,594	630,618
Total Expenses	2,153,293	6,211,080	5,350,694
Net Operating Revenue	(376,323)	801,878	639,389
Other Revenue (Expense)			
ERMA Dividend Exp	-	-	-
Dividends & Refunds Applied to Other Programs	54,409	54,409	-
Investment Gain/Loss	(151,833)	(208,554)	(751,475)
Net Revenue Over (Under) Expenses	<u>\$ (473,747)</u>	<u>\$ 647,732</u>	<u>\$ (112,087)</u>
Net Position, Beginning		\$ 10,628,109	\$ 10,740,196
Net Position Ending		<u>\$ 11,275,841</u>	<u>\$ 10,628,109</u>

Small Cities Organized Risk Effort
Combining Statement of Net Position
As Of June 30, 2023

ASSETS	<u>Liability</u>	<u>Workers' Compensation</u>	<u>Other Programs</u>	<u>Total</u>
Current Assets				
Cash & Equivalents	2,108,049	2,569,822	84,962	4,762,833
Accrued Interest	39,640	43,159	1,639	84,438
Contributions Receivable	87,981	1,253	-	89,234
Investments	543,709	591,979	22,477	1,158,165
Other Receivable	-	65,502	-	65,502
Prepaid Assets	4,068	5,177	1,946	11,191
Total Current Assets	<u>2,783,446</u>	<u>3,276,894</u>	<u>111,023</u>	<u>6,171,363</u>
Noncurrent Assets				
Investments	6,297,321	6,856,484	260,337	13,414,142
Total Noncurrent Assets	<u>6,297,321</u>	<u>6,856,484</u>	<u>260,337</u>	<u>13,414,142</u>
Total Assets	<u>9,080,767</u>	<u>10,133,378</u>	<u>371,360</u>	<u>19,585,505</u>
LIABILITIES				
Current Liabilities				
Accounts Payable	16,724	62,995	137	79,856
Dividend Payable	34,365	29,355	16,859	80,579
Deferred Revenue	-	-	-	-
Claims Reserves	680,434	978,373	-	1,658,807
Total Current Liabilities	<u>731,523</u>	<u>1,070,723</u>	<u>16,996</u>	<u>1,819,242</u>
Noncurrent Liabilities				
LAWCX	-	64,798	-	64,798
Unpaid Claims and Claims Adjustments	1,341,105	5,084,518	-	6,425,623
Total Noncurrent Liabilities	<u>1,341,105</u>	<u>5,149,316</u>	<u>-</u>	<u>6,490,421</u>
Total Liabilities	<u>2,072,628</u>	<u>6,220,040</u>	<u>16,996</u>	<u>8,309,664</u>
NET POSITION	<u>7,008,139</u>	<u>3,913,338</u>	<u>354,364</u>	<u>11,275,841</u>

Small Cities Organized Risk Effort
Combining Statement of Revenues, Expenses, and Changes in Net Position
For The Year To Date Ended June 30, 2023

REVENUES:	Liability	Workers' Compensation	EPLI, EAP, & Property (Other Programs)	Total
Contributions	2,119,185	2,688,386	1,794,128	6,601,699
Other Income	2,224			2,224
Member Assessments	6,710	-	-	6,710
Investment Income	188,873	213,452	-	402,325
Total Revenues	<u>2,316,992</u>	<u>2,901,838</u>	<u>1,794,128</u>	<u>7,012,958</u>
 EXPENSES:				
Operating				
Claims Expense	528,940	1,580,039	24,000	2,132,979
Excess Insurance	653,550	449,129	1,499,209	2,601,888
Program Administration	125,587	159,318	-	284,905
Claims Administration	78,920	112,810	-	191,730
General and Administrative	263,842	221,123	2,019	486,984
Total operating expenses	<u>1,650,839</u>	<u>2,522,419</u>	<u>1,525,228</u>	<u>5,698,486</u>
Operating Income (Loss)	666,152	379,419	268,900	1,314,472
Nonoperating Income (Loss)				
ERMA Dividend Exp	-			-
Member Dividends	(256,750)	(255,844)	-	(512,594)
Div & Refunds Applied to Other Programs	25,325	-	29,084	54,409
Investment income	(97,907)	(110,648)	-	(208,554)
Net Income (Loss)	<u>336,821</u>	<u>12,927</u>	<u>297,984</u>	<u>647,732</u>
Beginning Net Position	<u>6,671,318</u>	<u>3,900,411</u>	<u>56,380</u>	<u>10,628,109</u>
Ending Net Position	<u><u>7,008,139</u></u>	<u><u>3,913,338</u></u>	<u><u>354,364</u></u>	<u><u>11,275,841</u></u>

Substantially all disclosures required by accounting principles generally accepted in the United States of America are omitted and no assurance is provided.

Small Cities Organized Risk Effort
Statement of Revenue, Expenses Budget to Actual
For the Year to Date Ended June 30, 2023

	Jul '22 - Jun '23	Budget	\$ Over Budget	% of Budget
Ordinary Revenue				
Revenue				
Member Contributions	\$ 6,601,699	\$ 6,608,547	\$ (6,848)	99.9%
Bank/LAIF Interest	402,325	-	402,325	100.0%
Member Assessments / Refunds	6,710	-	6,710	100.0%
Miscellaneous Income	2,224	-	2,224	100.0%
Total Operating Revenue	7,012,958	6,608,547	404,411	106.1%
Operating Expenses				
Accreditation Fee	5,750	-	5,750	100.0%
Alliant Deadly Weapons Response Program	-	7,610	(7,610)	0.0%
Bank Service Charges	227	500	(273)	45.5%
Contingency Reserve	-	25,000	(25,000)	0.0%
Dues & Subscriptions	2,450	7,250	(4,800)	33.8%
Insurance	12,245	4,530	7,715	270.3%
Member Conference Reimbursement	2,815	19,000	(16,185)	14.8%
Meeting Expense	22,989	30,850	(7,861)	74.5%
Contingency / Misc Expenses	2,019	1,000	1,019	201.9%
Loss Control Services	110,992	110,000	992	100.9%
Safety Training	57,749	59,136	(1,387)	97.7%
Treasury Services (Fort Jones)	-	1,000	(1,000)	-
User Funding Assessment (WC)	54,660	40,450	14,210	135.1%
Website	-	8,400	(8,400)	0.0%
Total Administration	271,895	314,726	(42,831)	86.4%
Board Meeting/Travel				0.0%
Consulting Services				
Accounting Services	67,521	66,720	801	101.2%
Actuarial Study	12,000	14,880	(2,880)	80.6%
Administration Costs	284,905	279,992	4,913	101.8%
Audit Services				
Claims Audit	3,250	3,100	150	104.8%
Audit - Financial	21,550	22,952	(1,402)	93.9%
Total Audit Services	24,800	26,052	(1,252)	95.2%
Claims Services				
Claims Management -WC	112,810	105,635	7,175	106.8%
Claims Management - Liability	78,920	86,095	(7,175)	91.7%
Total Claims Services	191,730	191,730	-	100.0%
Contract Services				
Investment Fees	17,428	14,500	2,928	120.2%
Legal	7,165	7,500	(335)	95.5%
Total Consulting Services	605,549	601,374	4,175	100.7%
Total General and Administrative Expenses	877,444	916,100	(38,656)	95.8%
Insurance Expenses				
Workers' Compensation	449,129			
Combined GL/AL Excess	653,550			
Property Coverage	1,295,448			
Insurance Premiums	203,762			
Total Insurance Expenses	2,601,888	2,603,125	(1,237)	100.0%
Claims Expenses				
Claims Payments				
Claim Payments - WC	1,165,565		1,165,565	100.0%

Small Cities Organied Risk Effort
Statement of Revenue, Expenses Budget to Actual
For the Year to Date Ended June 30, 2023

	<u>Jul '22 - Jun '23</u>	<u>Budget</u>	<u>\$ Over Budget</u>	<u>% of Budget</u>
Claim Payments - Liability	356,634		356,634	100.0%
Claim Payments - Other Programs	24,000		24,000	100.0%
Total Claim Payments	1,546,198	-	1,546,198	100.0%
Changes in Claims Liabilities				
Change in Reserves	487,341	-	487,341	100.0%
Changes in IBNR	48,440	-	-	100.0%
Changes in ULAE	51,000	-	-	100.0%
Total Change in Claims Liabilities	586,781	-	487,341	100.0%
Change in IBNR	-	-	-	0.0%
Change in ULAE	-	-	-	0.0%
Total Claims Expenses	2,132,979	-	2,033,539	100.0%
Grant Fund Program	86,175	-	86,175	100.0%
Dividends	512,594	-	512,594	100.0%
Total Expenses	6,211,080	3,519,225	2,592,415	176.5%
Net Operating Revenue	801,878	3,089,322	(2,188,004)	
Other Revenue (Expense)				
Dividends & Refunds Applied to Other Programs	54,409	-	54,409	0.0%
Investment Gain/Loss	(208,554)	-	(208,554)	100.0%
Net Revenue Over (Under) Expenses	\$ 647,732	\$ 3,089,322	\$ (2,342,150)	

Small Cities Organized Risk Effort
Supplemental Schedule
Workers' Compensation
Banking Layer Equity by Member
July 1, 2022 through June 30, 2023

	<u>*Biggs*</u>	<u>Colfax</u>	<u>Crescent City</u>	<u>Dorris</u>	<u>Dunsmuir</u>	<u>*Etna*</u>	<u>*Fort Jones*</u>
Member Contributions							
Banking Layer Work Comp Contributions	8,203.00	\$ 10,976.00	\$ -	\$ -	\$ 15,309.00	\$ 13,948.00	\$ -
Shared Layer Distributions to Banking							
Total Member Contributions	<u>8,203.00</u>	<u>10,976.00</u>	<u>-</u>	<u>-</u>	<u>15,309.00</u>	<u>13,948.00</u>	<u>-</u>
Total Contributions	<u>8,203.00</u>	<u>10,976.00</u>	<u>-</u>	<u>-</u>	<u>15,309.00</u>	<u>13,948.00</u>	<u>-</u>
Claims Cost							
Banking Layer Incurred Expense	9,065.00	9,158.45				8,114.92	
Total Expenses	<u>9,065.00</u>	<u>9,158.45</u>	<u>-</u>	<u>-</u>	<u>-</u>	<u>8,114.92</u>	<u>-</u>
Net Contributions over Expenses	<u>(862.00)</u>	<u>1,817.55</u>	<u>-</u>	<u>-</u>	<u>15,309.00</u>	<u>5,833.08</u>	<u>-</u>
Beginning Banking Layer Equity: July 1, 2022	69,139.14	45,406.82	24,999.54	3,803.21	49,612.43	26,645.61	2,340.43
Prior Year Assessments							
Current Year Assessments							
Distribution (from)/to Banking	(3,379.00)	(11,348.00)		(667.00)			(1,586.00)
Shared Layer Offset					(5,504.00)	(1,646.00)	
Transfers from (to) Liability & Property Banking Layer					(6,895.00)		(276.00)
Ending Banking Layer Equity: June 30, 2023	<u>\$ 64,898.14</u>	<u>\$ 35,876.37</u>	<u>\$ 24,999.54</u>	<u>\$ 3,136.21</u>	<u>\$ 52,522.43</u>	<u>\$ 30,832.69</u>	<u>\$ 478.43</u>

Mini Cities

Small Cities Organized Risk Effort
Supplemental Schedule
Workers' Compensation
Banking Layer Equity by Member
July 1, 2022 through June 30, 2023

	<u>Ione</u>	<u>Live Oak</u>	<u>Loomis</u>	<u>*Loyalton*</u>	<u>*Montague*</u>	<u>Mt. Shasta</u>	<u>Portola</u>
Member Contributions							
Banking Layer Work Comp Contributions	\$ -	\$ 23,877.00	\$ 16,909.00	\$ 2,369.00	\$ 11,957.00	\$ 47,067.00	\$ 19,552.00
Shared Layer Distributions to Banking							
Total Member Contributions	<u>-</u>	<u>23,877.00</u>	<u>16,909.00</u>	<u>2,369.00</u>	<u>11,957.00</u>	<u>47,067.00</u>	<u>19,552.00</u>
Total Contributions	<u>-</u>	<u>23,877.00</u>	<u>16,909.00</u>	<u>2,369.00</u>	<u>11,957.00</u>	<u>47,067.00</u>	<u>19,552.00</u>
Claims Cost							
Banking Layer Incurred Expense	9,000.00	1,163.05			1,168.27	30,412.05	40,317.26
Total Expenses	<u>9,000.00</u>	<u>1,163.05</u>	<u>-</u>	<u>-</u>	<u>1,168.27</u>	<u>30,412.05</u>	<u>40,317.26</u>
Net Contributions over Expenses	<u>(9,000.00)</u>	<u>22,713.95</u>	<u>16,909.00</u>	<u>2,369.00</u>	<u>10,788.73</u>	<u>16,654.95</u>	<u>(20,765.26)</u>
Beginning Banking Layer Equity: July 1, 2022	(0.33)	137,525.72	89,929.37	21,418.84	(62,845.03)	51,961.88	18,622.05
Prior Year Assessments							
Current Year Assessments							
Distribution (from)/to Banking		(34,369.00)	(22,474.00)		(2,464.00)		
Shared Layer Offset						(5,782.00)	
Transfers from (to) Liability & Property Banking Layer				(875.00)			
Ending Banking Layer Equity: June 30, 2023	<u>\$ (9,000.33)</u>	<u>\$ 125,870.67</u>	<u>\$ 84,364.37</u>	<u>\$ 22,912.84</u>	<u>\$ (54,520.30)</u>	<u>\$ 62,834.83</u>	<u>\$ (2,143.21)</u>

Mini Cities

Small Cities Organized Risk Effort
Supplemental Schedule
Workers' Compensation
Banking Layer Equity by Member
July 1, 2022 through June 30, 2023

	<u>Rio Dell</u>	<u>Shasta Lake</u>	<u>Susanville</u>	<u>*Tulelake*</u>	<u>Weed</u>	<u>Williams</u>	<u>Yreka</u>
Member Contributions							
Banking Layer Work Comp Contributions	\$ 20,231.00	\$ 49,122.00	\$ 80,135.00	\$ 7,946.00	\$ 36,713.00	\$ -	\$ 113,688.00
Shared Layer Distributions to Banking							
Total Member Contributions	<u>20,231.00</u>	<u>49,122.00</u>	<u>80,135.00</u>	<u>7,946.00</u>	<u>36,713.00</u>	<u>-</u>	<u>113,688.00</u>
Total Contributions	<u>20,231.00</u>	<u>49,122.00</u>	<u>80,135.00</u>	<u>7,946.00</u>	<u>36,713.00</u>	<u>-</u>	<u>113,688.00</u>
Claims Cost							
Banking Layer Incurred Expense	(3,109.06)	2,321.49	15,217.05	1,634.62	55,659.22		106,089.90
Total Expenses	<u>(3,109.06)</u>	<u>2,321.49</u>	<u>15,217.05</u>	<u>1,634.62</u>	<u>55,659.22</u>	<u>-</u>	<u>106,089.90</u>
Net Contributions over Expenses	<u>23,340.06</u>	<u>46,800.51</u>	<u>64,917.95</u>	<u>6,311.38</u>	<u>(18,946.22)</u>	<u>-</u>	<u>7,598.10</u>
Beginning Banking Layer Equity: July 1, 2022	56,834.91	259,297.83	168,038.69	6,489.75	103,891.18	25,000.00	101,958.08
Prior Year Assessments							
Current Year Assessments							
Distribution (from)/to Banking	(14,204.00)	(64,801.00)	(41,994.00)	(928.00)	(25,963.00)		(23,900.00)
Shared Layer Offset							(1,580.00)
Transfers from (to) Liability & Property Banking Layer							
Ending Banking Layer Equity: June 30, 2023	<u>\$ 65,970.97</u>	<u>\$ 241,297.34</u>	<u>\$ 190,962.64</u>	<u>\$ 11,873.13</u>	<u>\$ 58,981.96</u>	<u>\$ 25,000.00</u>	<u>\$ 84,076.18</u>

Mini Cities

Small Cities Organized Risk Effort
Supplemental Schedule
Workers' Compensation
Banking Layer Equity by Member
July 1, 2022 through June 30, 2023

	Total W/C Banking Layer
Member Contributions	
Banking Layer Work Comp Contributions	\$ 478,002.00
Shared Layer Distributions to Banking	\$ -
Total Member Contributions	478,002.00
Total Contributions	478,002.00
 Claims Cost	
Banking Layer Incurred Expense	286,212.22
Total Expenses	286,212.22
Net Contributions over Expenses	191,789.78
 Beginning Banking Layer Equity: July 1, 2022	1,200,070.12
Prior Year Assessments	-
Current Year Assessments	-
Distribution (from)/to Banking	(248,077.00)
Shared Layer Offset	(14,512.00)
Transfers from (to) Liability & Property Banking Layer	(8,046.00)
Ending Banking Layer Equity: June 30, 2023	\$ 1,121,224.90

Mini Cities

Small Cities Organized Risk Effort
Supplemental Schedule
Liability
Banking Layer Equity by Member
July 1, 2022 through June 30, 2023

	<u>Biggs</u>	<u>Colfax</u>	<u>Crescent City</u>	<u>Dorris</u>	<u>Dunsmuir</u>	<u>Etna</u>
Member Contributions						
Banking Layer Liability Contributions	6,148.00	8,043.00			18,392.00	10,366.00
Shared Layer Distributions to Banking						
Total Member Contributions	<u>6,148.00</u>	<u>8,043.00</u>	<u>-</u>	<u>-</u>	<u>18,392.00</u>	<u>10,366.00</u>
Total Contributions	<u>6,148.00</u>	<u>8,043.00</u>	<u>-</u>	<u>-</u>	<u>18,392.00</u>	<u>10,366.00</u>
Claims Cost						
Banking Layer Incurred Expense		7,275.07			24,727.77	9,026.57
Total Claims Cost	<u>-</u>	<u>7,275.07</u>	<u>-</u>	<u>-</u>	<u>24,727.77</u>	<u>9,026.57</u>
Net Contributions over Expenses	<u>6,148.00</u>	<u>767.93</u>	<u>-</u>	<u>-</u>	<u>(6,335.77)</u>	<u>1,339.43</u>
Beginning Banking Layer Equity: July 1, 2022	31,790.15	45,213.56		10,587.00	11,561.88	20,446.75
Prior Year Adjustments						
Current Year Assessments						
Additional Contribution					10,489.00	
Distributions (from)/to Banking Layer	(6,790.00)	(10,958.00)		(2,566.00)		
Distributions (from)/to Banking Layer to LIAB Shared Layer						
Distributions (from)/to Banking Layer to WC Shared Layer						
Transfers from/(to) WC & Property Banking Layer					6,895.00	
Ending Banking Layer Equity: June 30, 2023	<u>\$ 31,148.15</u>	<u>\$ 35,023.49</u>	<u>\$ -</u>	<u>\$ 8,021.00</u>	<u>\$ 22,610.11</u>	<u>\$ 21,786.18</u>

Substantially all disclosures required by accounting principles generally accepted in the United States of America are omitted and no assurance is provided.

Small Cities Organized Risk Effort
Supplemental Schedule
Liability
Banking Layer Equity by Member
July 1, 2022 through June 30, 2023

	<u>Fort Jones</u>	<u>Ione</u>	<u>Isleton</u>	<u>Live Oak</u>	<u>Loomis</u>	<u>Loyalton</u>
Member Contributions						
Banking Layer Liability Contributions			5,182.00	21,738.00	12,516.00	1,494.00
Shared Layer Distributions to Banking						
Total Member Contributions	<u>-</u>	<u>-</u>	<u>5,182.00</u>	<u>21,738.00</u>	<u>12,516.00</u>	<u>1,494.00</u>
Total Contributions	<u>-</u>	<u>-</u>	<u>5,182.00</u>	<u>21,738.00</u>	<u>12,516.00</u>	<u>1,494.00</u>
Claims Cost						
Banking Layer Incurred Expense			1,175.40	2,861.09	15,486.89	
Total Claims Cost	<u>-</u>	<u>-</u>	<u>1,175.40</u>	<u>2,861.09</u>	<u>15,486.89</u>	<u>-</u>
Net Contributions over Expenses	<u>-</u>	<u>-</u>	<u>4,006.60</u>	<u>18,876.91</u>	<u>(2,970.89)</u>	<u>1,494.00</u>
Beginning Banking Layer Equity: July 1, 2022	(24,421.52)	7,843.00	11,120.60	55,628.52	64,520.19	26,725.50
Prior Year Adjustments	24,146.00					
Current Year Assessments						
Additional Contribution						
Distributions (from)/to Banking Layer				(13,482.00)	(5,637.00)	
Distributions (from)/to Banking Layer to LIAB Shared Layer						
Distributions (from)/to Banking Layer to WC Shared Layer		(1,901.00)				
Transfers from/(to) WC & Property Banking Layer	<u>276.00</u>				<u>(10,000.00)</u>	<u>(1,726.00)</u>
Ending Banking Layer Equity: June 30, 2023	<u>\$ 0.48</u>	<u>\$ 5,942.00</u>	<u>\$ 15,127.20</u>	<u>\$ 61,023.43</u>	<u>\$ 45,912.30</u>	<u>\$ 26,493.50</u>

Small Cities Organized Risk Effort
Supplemental Schedule
Liability
Banking Layer Equity by Member
July 1, 2022 through June 30, 2023

	<u>Montague</u>	<u>Mt. Shasta</u>	<u>Portola</u>	<u>Rio Dell</u>	<u>Shasta Lake</u>	<u>Susanville</u>
Member Contributions						
Banking Layer Liability Contributions	7,402.00	34,629.00	9,487.00	12,389.00	44,508.00	36,913.00
Shared Layer Distributions to Banking						
Total Member Contributions	<u>7,402.00</u>	<u>34,629.00</u>	<u>9,487.00</u>	<u>12,389.00</u>	<u>44,508.00</u>	<u>36,913.00</u>
Total Contributions	<u>7,402.00</u>	<u>34,629.00</u>	<u>9,487.00</u>	<u>12,389.00</u>	<u>44,508.00</u>	<u>36,913.00</u>
Claims Cost						
Banking Layer Incurred Expense	2.00	40,807.61	33,057.51	5,085.04	42,194.86	(5,883.70)
Total Claims Cost	<u>2.00</u>	<u>40,807.61</u>	<u>33,057.51</u>	<u>5,085.04</u>	<u>42,194.86</u>	<u>(5,883.70)</u>
Net Contributions over Expenses	<u>7,400.00</u>	<u>(6,178.61)</u>	<u>(23,570.51)</u>	<u>7,303.96</u>	<u>2,313.14</u>	<u>42,796.70</u>
Beginning Banking Layer Equity: July 1, 2022	30,060.04	108,892.49	45,123.66	80,832.03	188,225.72	187,462.42
Prior Year Adjustments						
Current Year Assessments						
Additional Contribution						
Distributions (from)/to Banking Layer	(5,060.00)	(5,555.00)	(10,936.00)	(19,590.00)	(45,618.00)	(45,433.00)
Distributions (from)/to Banking Layer to LIAB Shared Layer						
Distributions (from)/to Banking Layer to WC Shared Layer		(20,836.00)				
Transfers from/(to) WC & Property Banking Layer						
Ending Banking Layer Equity: June 30, 2023	<u>\$ 32,400.04</u>	<u>\$ 76,322.88</u>	<u>\$ 10,617.15</u>	<u>\$ 68,545.99</u>	<u>\$ 144,920.86</u>	<u>\$ 184,826.12</u>

Substantially all disclosures required by accounting principles generally accepted in the United States of America are omitted and no assurance is provided.

Small Cities Organized Risk Effort
Supplemental Schedule
Liability
Banking Layer Equity by Member
July 1, 2022 through June 30, 2023

	<u>Tulelake</u>	<u>Weed</u>	<u>Williams</u>	<u>Yreka</u>	<u>Total Liability Banking Layer</u>
Member Contributions					
Banking Layer Liability Contributions	4,708.00	28,977.00		46,110.00	309,002.00
Shared Layer Distributions to Banking					-
Total Member Contributions	<u>4,708.00</u>	<u>28,977.00</u>	<u>-</u>	<u>46,110.00</u>	<u>309,002.00</u>
Total Contributions	<u>4,708.00</u>	<u>28,977.00</u>	<u>-</u>	<u>46,110.00</u>	<u>309,002.00</u>
Claims Cost					
Banking Layer Incurred Expense	25,000.00	25,791.70		68,627.77	295,235.58
Total Claims Cost	<u>25,000.00</u>	<u>25,791.70</u>	<u>-</u>	<u>68,627.77</u>	<u>295,235.58</u>
Net Contributions over Expenses	<u>(20,292.00)</u>	<u>3,185.30</u>	<u>-</u>	<u>(22,517.77)</u>	<u>13,766.42</u>
Beginning Banking Layer Equity: July 1, 2022	30,130.96	76,824.54		204,859.80	1,213,427.29
Prior Year Adjustments					24,146.00
Current Year Assessments					-
Additional Contribution					10,489.00
Distributions (from)/to Banking Layer	(5,131.00)	(18,619.00)		(49,649.00)	(245,024.00)
Distributions (from)/to Banking Layer to LIAB Shared Layer					-
Distributions (from)/to Banking Layer to WC Shared Layer					(22,737.00)
Transfers from/(to) WC & Property Banking Layer					(4,555.00)
Ending Banking Layer Equity: June 30, 2023	<u>\$ 4,707.96</u>	<u>\$ 61,390.84</u>	<u>\$ -</u>	<u>\$ 132,693.03</u>	<u>\$ 989,512.71</u>

Substantially all disclosures required by accounting principles generally accepted in the United States of America are omitted and no assurance is provided.

Small Cities Organized Risk Effort
 Supplemental Schedule
Property / Auto
 Banking Layer Equity by Member
 July 1, 2022 through June 30, 2023

	<u>Biggs</u>	<u>Colfax</u>	<u>Dunsmuir</u>	<u>Etna</u>	<u>Isleton</u>	<u>Live Oak</u>	<u>Loomis</u>
Member Contributions							
Banking Layer Contributions	8,595.00	14,388.00	15,775.00	7,922.00	7,572.00	31,463.00	3,973.00
Shared Layer Distributions to Banking							
Total Member Contributions	<u>8,595.00</u>	<u>14,388.00</u>	<u>15,775.00</u>	<u>7,922.00</u>	<u>7,572.00</u>	<u>31,463.00</u>	<u>3,973.00</u>
Total Contributions	<u>8,595.00</u>	<u>14,388.00</u>	<u>15,775.00</u>	<u>7,922.00</u>	<u>7,572.00</u>	<u>31,463.00</u>	<u>3,973.00</u>
Claims Cost							
Banking Layer Incurred Expense							
Total Claims Cost	<u>-</u>	<u>-</u>	<u>-</u>	<u>-</u>	<u>-</u>	<u>-</u>	<u>-</u>
Net Contributions over Expenses	<u>8,595.00</u>	<u>14,388.00</u>	<u>15,775.00</u>	<u>7,922.00</u>	<u>7,572.00</u>	<u>31,463.00</u>	<u>3,973.00</u>
Beginning Banking Layer Equity: July 1, 2022							
Prior Year Assessments							
Current Year Assessments							
Additional Contribution							
Distributions (from)/to Banking Layer							
Distributions (from)/to Banking Layer to LIAB Shared Layer							
Distributions (from)/to Banking Layer to WC Shared Layer							
Transfers from/(to) WC & Property Banking Layers							10,000.00
Ending Banking Layer Equity: June 30, 2023	<u>\$ 8,595.00</u>	<u>\$ 14,388.00</u>	<u>\$ 15,775.00</u>	<u>\$ 7,922.00</u>	<u>\$ 7,572.00</u>	<u>\$ 31,463.00</u>	<u>\$ 13,973.00</u>

Small Cities Organized Risk Effort
Supplemental Schedule
Property / Auto
Banking Layer Equity by Member
July 1, 2022 through June 30, 2023

	<u>Loyalton</u>	<u>Montague</u>	<u>Mt. Shasta</u>	<u>Portola</u>	<u>Rio Dell</u>	<u>Shasta Lake</u>	<u>Susanville</u>
Member Contributions							
Banking Layer Contributions	12,866.00	17,664.00	10,214.00	9,372.00	10,340.00	44,805.00	38,643.00
Shared Layer Distributions to Banking							
Total Member Contributions	<u>12,866.00</u>	<u>17,664.00</u>	<u>10,214.00</u>	<u>9,372.00</u>	<u>10,340.00</u>	<u>44,805.00</u>	<u>38,643.00</u>
Total Contributions	<u>12,866.00</u>	<u>17,664.00</u>	<u>10,214.00</u>	<u>9,372.00</u>	<u>10,340.00</u>	<u>44,805.00</u>	<u>38,643.00</u>
Claims Cost							
Banking Layer Incurred Expense							24,000.00
Total Claims Cost	<u>-</u>	<u>-</u>	<u>-</u>	<u>-</u>	<u>-</u>	<u>-</u>	<u>24,000.00</u>
Net Contributions over Expenses	<u>12,866.00</u>	<u>17,664.00</u>	<u>10,214.00</u>	<u>9,372.00</u>	<u>10,340.00</u>	<u>44,805.00</u>	<u>14,643.00</u>
Beginning Banking Layer Equity: July 1, 2022							
Prior Year Assessments							
Current Year Assessments							
Additional Contribution	7,941.00						
Distributions (from)/to Banking Layer							
Distributions (from)/to Banking Layer to LIAB Shared Layer							
Distributions (from)/to Banking Layer to WC Shared Layer							
Transfers from/(to) WC & Property Banking Layers	2,601.00						
Ending Banking Layer Equity: June 30, 2023	<u>\$ 23,408.00</u>	<u>\$ 17,664.00</u>	<u>\$ 10,214.00</u>	<u>\$ 9,372.00</u>	<u>\$ 10,340.00</u>	<u>\$ 44,805.00</u>	<u>\$ 14,643.00</u>

Small Cities Organized Risk Effort
Supplemental Schedule
Property / Auto
Banking Layer Equity by Member
July 1, 2022 through June 30, 2023

	<u>Tulelake</u>	<u>Weed</u>	<u>Yreka</u>	<u>Total Property/Auto Banking Layer</u>
Member Contributions				
Banking Layer Contributions	7,367.00	17,310.00	43,653.00	301,922.00
Shared Layer Distributions to Banking				-
Total Member Contributions	<u>7,367.00</u>	<u>17,310.00</u>	<u>43,653.00</u>	<u>301,922.00</u>
Total Contributions	<u>7,367.00</u>	<u>17,310.00</u>	<u>43,653.00</u>	<u>301,922.00</u>
Claims Cost				
Banking Layer Incurred Expense				24,000.00
Total Claims Cost	-	-	-	24,000.00
Net Contributions over Expenses	<u>7,367.00</u>	<u>17,310.00</u>	<u>43,653.00</u>	<u>277,922.00</u>
Beginning Banking Layer Equity: July 1, 2022				-
Prior Year Assessments				-
Current Year Assessments				-
Additional Contribution	5,652.00	10,831.00		24,424.00
Distributions (from)/to Banking Layer				-
Distributions (from)/to Banking Layer to LIAB Shared Layer				-
Distributions (from)/to Banking Layer to WC Shared Layer				-
Transfers from/(to) WC & Property Banking Layers				12,601.00
Ending Banking Layer Equity: June 30, 2023	<u>\$ 13,019.00</u>	<u>\$ 28,141.00</u>	<u>\$ 43,653.00</u>	<u>\$ 314,947.00</u>



**Small Cities Organized Risk Effort
Board of Directors Meeting
October 27, 2023**

Agenda Item G.2.

FINANCIAL AUDIT FOR YEAR ENDED JUNE 30, 2023

ACTION ITEM

ISSUE: Maze & Associates will present the Draft Financial Audit for Fiscal Year Ending June 30, 2023, to the Board for their review and consideration of acceptance.

RECOMMENDATION: Review, accept and file the FY 22/23 Financial Audit as presented or modified.

FISCAL IMPACT: No direct financial impact is expected. Budgeted audit fee for FY 23/24 is \$24,825.

BACKGROUND: SCORE is required to have a financial audit conducted annually. The audit is filed with the California State Controller's Office and the County in which its primary office is located.

ATTACHMENT(S):

1. Required Communications for the Year Ended June 30, 2023 - handout
2. Memorandum on Internal Control for the Year Ended June 30, 2023 - handout
3. Audited Financial Report for Fiscal Year Ending June 30, 2023 - handout



**CITY OF ISLETON
PAYROLL ADJUSTMENT REQUEST**

ACTION ITEM

ISSUE: The City of Isleton has provided written notice to the SCORE Program Administrators requesting an adjustment in their payroll for purposes of their FY 23/24 Liability Program funding. They mistakenly recorded a contractor's \$80,000 payment as payroll and have also requested a \$20,000 credit for payroll expended while an employee was off work.

Isleton reported a total payroll of \$662,363 for calendar year 2022 per their DE-9 report. If the payroll is adjusted to deduct \$100,000 as requested Isleton's projected payroll would be \$579,233, with total funding of \$63,531. The total reduction would be \$7,063 for the \$100,000 payroll credit, with a reduction of \$6,023 for the \$80k credit and \$1,040 for the \$20,000 payroll credit.

- \$80k credit = \$582,363; Projected Payroll = \$599,833; Premium = \$65,196; Reduction = \$6,023
- \$20k credit = \$642,363; Projected Payroll = \$661,633; Premium = \$70,179; Reduction = \$1,040

RECOMMENDATION: Review and provide decision regarding credit as presented or revised.

FISCAL IMPACT: To be determined – credit of up to \$7,688 to be applied across self-insured layers.

BACKGROUND: Isleton has requested payment plans for the last several years. This year the request includes a reduction in their funding due to error in payroll accounting and leave.

ATTACHMENTS: City of Isleton Payroll Adjustment Request



City of Isleton

101 Second Street

P.O. Box 716
Tel: 916-777-7770

Isleton, California 95641

September 15, 2023

Small Cities Organized Risk Effort
c/o Marcus Beverly, First Vice President
Alliant Insurance
2180 Harvard St, Suite 460
Sacramento, California 95815

Re: City of Isleton Payroll Liability Policy 2023/24, Request Adjustment

Dear Mr Beverly,

The City is requesting an adjustment to the SCORE payroll liability premium. This request is made due to an incorrect report of wages. Reported payroll was overstated approximately \$100,000.

Approximately \$80,000 was paid under a contract to address the City's sewer issues and that was incorrectly categorized as payroll. Additionally, approximately \$20,000 in was paid as administrative pay to a suspended employee. An employee on administrative leave under direction not to work is not a labor liability. Both of these issues are not reflective of the City's personnel liability, are not payroll associated, are not general City practice, and should not be used as a basis for payroll insurance expense.

SCORE is requested to adjust the 2023/24 insurance premium.

The Board's favorable consideration is appreciated. This office is available to answer questions and provide additional materials as needed.

Truly yours,

Charles Bergson, P.E.
City Manager

The City of Isleton is an equal opportunity provider and employer.



**CITY OF ISLETON
PREMIUM PAYMENT PLAN REQUEST FOR 23/24**

ACTION ITEM

ISSUE: The City of Isleton has provided written notice to the SCORE Program Administrators requesting an installment payment plan for their 23/24 contributions for all lines of coverage. The City has also requested the Board consider waiving the 3% Administrative Fee on the unpaid balance of their premiums.

The attached Summary of Outstanding Balances provides the amount requested. SCORE has received \$25,000 of the funding and the outstanding balance of \$103,577. An admin fee of 3%, or \$3,107, is added to bring the total to \$106,684. The payment plan is for 9 equal payments of \$11,853.81 per month (including the Administrative Fee

Prior assessments totaling \$88,910.27 have been approved for a plan with payments due over the next three years as indicated in the attached.

RECOMMENDATION: If the Board agrees to the installment plan, the Program Administrators recommend including a 3% administrative fee of \$1,255.02 and 10 equal installments of \$4,308.89 beginning on August 1, 2023, and concluding in May 2024.

FISCAL IMPACT: Administrative fee of \$680 in addition to the premium of \$41,833.89

BACKGROUND: The City of Isleton has requested installment premium payment plans each Fiscal Year since 14/15, which the Board has approved. They are asking for a similar arrangement for FY 22/23. At the October 2015 meeting the Board also approved a 3% Administrative Fee on the unpaid premium balance to go into effect in FY 16/17.

ATTACHMENTS:

1. City of Isleton Payment Plan Request
2. 23-24 Isleton Payment Plan (4 options)
3. Isleton FY 22-23 Payment Plan Assessments



City of Isleton

101 Second Street

P.O. Box 716
Tel: 916-777-7770

Isleton, California 95641

September 15, 2023

Small Cities Organized Risk Effort
c/o Marcus Beverly, First Vice President
Alliant Insurance
2180 Harvard St, Suite 460
Sacramento, California 95815

Re: City of Isleton Payment Schedule for Policy 2024

Dear Mr Beverly,

The City of Isleton requests a payment plan for its Fiscal Year 2023-24 premium and a waiver of administrative fees. An initial payment has been made on this year's policy.

The Board is asked to consider the impact of the historic atmospheric winter storms endured by the Western United States this past winter. Isleton was significantly impacted by these storms both physically and fiscally. The City is facing the dual adverse impacts of operating impaired public facilities and financing nearly a million dollars' worth of winter emergency expenses. The Federal Emergency Management Agency and the State Office of Emergencies Services reimbursements for these emergency and disaster expenses are six to nine months delayed.

The Board's favorable consideration is requested. This office is available to any questions and provide additional materials as needed.

Truly yours,

Charles Bergson, P.E.
City Manager

The City of Isleton is an equal opportunity provider and employer.

Small Cities Organized Risk Effort
 Premium Installment Schedule Options for Fiscal Year 2023/24

Member: CITY OF ISLETON
 FY 2023/24 Payment Plan including 3% Administrative Fee

Total Liability Premium	\$71,219	
Total Property Premium	\$45,243	
Total Property Banking Layer Deposit	\$11,683	
Total EAP Premium	\$274	
Total ADWRP Premium	\$158	
Total Premiums Due 7/1/2023	\$128,577	
		Due Date
Down Payment	\$25,000.00	9/19/2023

Remaining Unpaid Balance	\$103,577	
Unpaid Balance including 3% Interest	\$106,684	\$3,107

Installment 1	\$11,853.81	Due Date 10/1/23
Installment 2	\$11,853.81	Due Date 11/1/23
Installment 3	\$11,853.81	Due Date 12/1/23
Installment 4	\$11,853.81	Due Date 1/1/24
Installment 5	\$11,853.81	Due Date 2/1/24
Installment 6	\$11,853.81	Due Date 3/1/24
Installment 7	\$11,853.81	Due Date 4/1/24
Installment 8	\$11,853.81	Due Date 5/1/24
Installment 9	\$11,853.81	Due Date 6/1/24

Total Paid	\$131,684
-------------------	------------------

Member: CITY OF ISLETON
 FY 2023/24 Payment Plan WITHOUT 3% Administrative Fee

Total Liability Premium	\$71,219	
Total Property Premium	\$45,243	
Total Property Banking Layer Deposit	\$11,683	
Total EAP Premium	\$274	
Total ADWRP Premium	\$158	
Total Premiums Due 7/1/2023	\$128,577	
		Due Date
Down Payment	\$25,000.00	9/19/2023

Remaining Unpaid Balance	\$103,577
--------------------------	-----------

Installment 1	\$11,508.56	Due Date 10/1/23
Installment 2	\$11,508.56	Due Date 11/1/23
Installment 3	\$11,508.56	Due Date 12/1/23
Installment 4	\$11,508.56	Due Date 1/1/24
Installment 5	\$11,508.56	Due Date 2/1/24
Installment 6	\$11,508.56	Due Date 3/1/24
Installment 7	\$11,508.56	Due Date 4/1/24
Installment 8	\$11,508.56	Due Date 5/1/24
Installment 9	\$11,508.56	Due Date 6/1/24

Total Paid	\$128,577
-------------------	------------------

Member: CITY OF ISLETON
 FY 2023/24 Payment Plan WITH AMENDED PAYROLL including 3% Administrative Fee

Total Liability Premium	\$63,531	
Total Property Premium	\$45,243	
Total Property Banking Layer Deposit	\$11,683	
Total EAP Premium	\$274	
Total ADWRP Premium	\$158	
Total Premiums Due 7/1/2023	\$120,889	
		Due Date
Down Payment	\$25,000.00	9/19/2023

Remaining Unpaid Balance	\$95,889	
Unpaid Balance including 3% Interest	\$98,766	\$2,877

Installment 1	\$10,973.96	Due Date 10/1/23
Installment 2	\$10,973.96	Due Date 11/1/23
Installment 3	\$10,973.96	Due Date 12/1/23
Installment 4	\$10,973.96	Due Date 1/1/24
Installment 5	\$10,973.96	Due Date 2/1/24
Installment 6	\$10,973.96	Due Date 3/1/24
Installment 7	\$10,973.96	Due Date 4/1/24
Installment 8	\$10,973.96	Due Date 5/1/24
Installment 9	\$10,973.96	Due Date 6/1/24

Total Paid	\$123,766
-------------------	------------------

Member: CITY OF ISLETON
 FY 2023/24 Payment Plan WITH AMENDED PAYROLL WITHOUT 3% Administrative Fee

Total Liability Premium	\$63,531	
Total Property Premium	\$45,243	
Total Property Banking Layer Deposit	\$11,683	
Total EAP Premium	\$274	
Total ADWRP Premium	\$158	
Total Premiums Due 7/1/2023	\$120,889	
		Due Date
Down Payment	\$25,000.00	9/19/2023

Remaining Unpaid Balance	\$95,889
--------------------------	----------

Installment 1	\$10,654.33	Due Date 10/1/23
Installment 2	\$10,654.33	Due Date 11/1/23
Installment 3	\$10,654.33	Due Date 12/1/23
Installment 4	\$10,654.33	Due Date 1/1/24
Installment 5	\$10,654.33	Due Date 2/1/24
Installment 6	\$10,654.33	Due Date 3/1/24
Installment 7	\$10,654.33	Due Date 4/1/24
Installment 8	\$10,654.33	Due Date 5/1/24
Installment 9	\$10,654.33	Due Date 6/1/24

Total Paid	\$120,889
-------------------	------------------



**CITY OF ISLETON
PREMIUM PAYMENT PLAN REQUEST FOR 22/23**

ACTION ITEM

ISSUE: The City of Isleton has provided written notice to the SCORE Program Administrators requesting an installment payment plan for their 22/23 contributions to the Liability Program.

The attached Summary of Outstanding Balances provides the amount requested. Half of the funding has been paid, a total of \$41,158.89, with an outstanding balance of \$41,833.89. An admin fee of 3%, or \$1,255.02, is added to bring the total to \$43,088.91. The payment plan is for 10 equal payments of \$4,308.89 per month.

Prior assessments totaling \$88,910.27 have been approved for a plan with payments due over the next three years as indicated in the attached. Isleton has been keeping up with the plan so far.

RECOMMENDATION: If the Board agrees to the installment plan, the Program Administrators recommend including a 3% administrative fee of \$1,255.02 and 10 equal installments of \$4,308.89 beginning on August 1, 2022 and concluding in May 2023.

FISCAL IMPACT: Administrative fee of \$680 in addition to the premium of \$41,833.89

BACKGROUND: The City of Isleton has requested installment premium payment plans each Fiscal Year since 14/15, which the Board has approved. They are asking for a similar arrangement for FY 22/23. At the October 2015 meeting the Board also approved a 3% Administrative Fee on the unpaid premium balance to go into effect in FY 16/17.

ATTACHMENTS: City of Isleton Payment Plan Request



City of Isleton

101 Second Street

P.O. Box 716

Isleton, California 95641

Tel: 916-777-7770

October 18, 2022

Marcus Beverly,
First Vice President
Alliant Insurance
2880 Gateway Oaks Drive, Suite 100
Sacramento, CA 95833

Re: City of Isleton Catch up Premium Payments for prior years

Dear Marcus,

The City is requesting a payment schedule relating to prior year's premiums still open and due. Please advise.

Thank you for working with us.

Sincerely,

Charles L. Bergson, P.E.
City Manager

Isleton is an equal opportunity provider and employer

Isleton Repayment Plan Proposal for Board Approval

Summary of Outstanding Balances:

Invoice #	Invoice Description	Outstanding as of 8/31/22	Paid FY22-23	Outstanding balance as of 7/1/23
1516-136	Liab assessment for negative shared and banking layers FY15-16	32,236.00		32,236.00
1516-141	Liab assessment for negative shared and banking layers FY 13-14	34,473.50		34,473.50
1617-97	Liab assessment for negative shared and banking layers FY 16-17	14,823.00		14,823.00
FY19Prem 6	FY18-19 annual premiums (Liab, Prop & EAP)	7,377.77		7,377.77
I-DAP 2022	Board approved DAP assessment based on 6/30/21	675.00	675.00	-
Isl7-22	Remaining Annual Liability Premium as of 8/31/22	41,158.89	41,158.89	-
		<u>130,744.16</u>	<u>41,833.89</u>	<u>88,910.27</u>

FY22-23 Repayment Calculation

Amount outstanding	41,833.89
3% Admin fee for outstanding balance as of 8/31/22	1,255.02
Total	<u>43,088.91</u>
To be paid in 10 monthly installments	<u>4,308.89</u>

Future FY Repayment Calculation

Outstanding Balance	88,910.27	<u>Due 7/1/23</u>	<u>Due 7/1/24</u>	<u>Due 7/1/25</u>
3% Admin fee for outstanding balance as of 7/1		29,636.76	29,636.76	29,636.76
Amount due		2,667.31	1,778.21	889.10
		<u>32,304.06</u>	<u>31,414.96</u>	<u>30,525.86</u>

SCORE

A/R Aging Detail

As of September 30, 2023

DATE	TRANSACTION TYPE	NUM	CUSTOMER	DUE DATE	AMOUNT	OPEN BALANCE
91 or more days past due						
03/01/2016	Invoice	1516-141	City of Isleton.	03/30/2016	34,473.50	30,234.14
03/30/2016	Invoice	1516-136	City of Isleton.	03/30/2016	32,236.00	32,236.00
03/31/2017	Invoice	1617-97	City of Isleton.	03/31/2017	14,823.00	14,823.00
07/01/2018	Invoice	FY19 Prem 6	City of Isleton.	07/01/2018	26,630.07	7,377.77
Total for 91 or more days past due					\$108,162.57	\$84,670.91
61 - 90 days past due						
07/01/2023	Invoice	Isl Q1FY2324	City of Isleton.	07/31/2023	128,576.39	118,576.39
Total for 61 - 90 days past due					\$128,576.39	\$118,576.39
TOTAL					\$236,738.96	\$203,247.30



**Small Cities Organized Risk Effort
Board of Directors Meeting
October 27, 2023**

Agenda Item H.1.

SCORE FY 24/25 MEETING DATES AND LOCATIONS

ACTION ITEM

ISSUE: Attached please find proposed Board meeting dates for the 2024/25 fiscal year.

The Board usually approves the next fiscal year's meeting dates in October to help members avoid scheduling conflicts. The dates are generally set for the 4th Friday of January, March, June, and August, with a two-day meeting starting the 4th Thursday in October.

The proposed meeting on June 20, 2025 (3rd Friday) is to avoid having a meeting just before the end of the month and fiscal year. The meeting in August is by teleconference while all others are scheduled for the Gaia Hotel in Anderson.

RECOMMENDATION: Consider and approve dates and locations for the FY 24/25 meetings, including the annual retreat and Board meeting.

FISCAL IMPACT: The Fiscal Impact cannot be determined at this time, any change to the location or schedule should have a minimal financial impact.

BACKGROUND: The SCORE Board approved the meeting dates for the FY 23/24 year at their meeting in October of 2022. The three remaining dates this year are set for Friday, January 26, 2024, March 29, 2024, and Friday, June 21, 2024, all starting at 9:00 a.m. The meeting date resolution states the location as Anderson, CA.

ATTACHMENT(S): Resolution 24-01 Proposed Meeting Dates and Locations

RESOLUTION NO. 24-01

**RESOLUTION OF THE BOARD OF DIRECTORS
SMALL CITIES ORGANIZED RISK EFFORT (SCORE)
ESTABLISHING MEETING DATES FOR THE PROGRAM YEAR 2024/25**

BE IT RESOLVED THAT:

The following meeting dates are hereby established for the 2024/25 Program Year:

Friday, August 23, 2024 commence at 9:00 a.m.	Teleconference
Thursday, October 24, 2024 commence at 8:00 a.m.	Anderson, CA
Friday, October 25, 2024 commence at 8:00 a.m.	Anderson, CA
Friday, January 24, 2025 commence at 9:00 a.m.	Anderson, CA
Friday, March 28, 2025 commence at 9:00 a.m.	Anderson, CA
Friday, June 20, 2025 commence at 9:00 a.m.	Anderson, CA

This Resolution was adopted by the Board of Directors at a regular meeting of the Board held on October 27, 2023 in Anderson, California, by the following vote:

AYES:

NAYS:

ABSTAIN:

ABSENT:

ATTEST:

Wes Heathcock, SCORE President



**Small Cities Organized Risk Effort
Board of Directors Meeting
October 27, 2023**

Agenda Item H.2.

**CLAIMS SETTLEMENT AUTHORITY FOR SCORE PRESIDENT
ACTION ITEM**

ISSUE: Members are asked to grant the President the authority to settle claims or extend authority up to \$50,000 as needed to resolve a claim before the next Board or Executive Committee meeting. If the claim involves the President’s jurisdiction the authority is granted to the Vice President.

This request is made for those relatively rare instances when, for example, we have an urgent property damage claim or need an additional \$20,000 to settle an injury claim while we are in mediation or otherwise pressed to resolve a claim quickly. The language from the Liability program with suggested red-lined addition is provided below:

6. SETTLEMENT AUTHORITY

A. Each “Participating Member” shall have settlement authority for its claims within the banking layer.

B. The Executive Committee shall have authority to settle claims within the banking layer, even without the “Participating Member’s” approval, but only after notice of such intent is given to the “Participating Member” experiencing the claim.

C. The Claims Adjuster shall have authority up to \$5,000 in excess of that which has already been paid or authorized to settle claims.

D. The Board of Directors retains unto itself the authority to approve settlement of all other claims.

E. If a settlement of a claim requires approval by the Board, except for the fact that the Board will not have a regularly scheduled Board meeting sufficiently early enough to take action on a settlement offer, the Executive Committee may authorize settlement, but only after the President determines that the settlement opportunity will not exist until the next regularly scheduled Board meeting and the settlement is not sufficiently controversial to justify the time and expense required to call a special Board Meeting. Such action by the Executive Committee will be reported at the next Board meeting.

F. The President is authorized to approve settlements or extend settlement authority up to \$50,000 as needed to resolve a claim prior to the next Board or Executive Committee meeting. If the claim involves the President’s jurisdiction such authority is extended to the Vice President. Any action will be reported at the next Board meeting.

RECOMMENDATION: Receive and approve change to the claim settlement authority as presented or revised or provide direction.

FISCAL IMPACT: None expected from this item.

BACKGROUND: Requested change prompted by recent experience resolving a property damage claim.

ATTACHMENT(S): None



**Small Cities Organized Risk Effort
Board of Directors Meeting
October 27, 2023**

Agenda Item H.3.

FORM 700 – FILING PROCESS

INFORMATION ITEM

ISSUE: Members are reminded of their obligations to file a Form 700 upon entering or leaving office and on an annual basis. Members have experienced appointees who may not have been aware of their duties and have been subject to fines for failure to report.

The Board is reminded if the Form 700 is filed after the deadline of 30 days upon assuming a role, under Government Code section 91013, a fine of \$10 per day, up to a maximum of \$100, may be imposed for late filing of this form.

RECOMMENDATION: The members of the SCORE Board are asked to pass a City Resolution when a new Board Representative or Alternate is appointed, including notice to the appointee.

FISCAL IMPACT: None expected – information only.

BACKGROUND: The Fair Political Practices Commission (FPPC) has implemented an electronic filing system for the Form 700. Beginning in 2017, SCORE Members file their assuming office, leaving office and annual reports online. Members should have already received an email from the FPPC in January that will provide a link to the online platform to complete the Annual Form 700 by the deadline of April 1, 2023.

If you have any questions regarding your filing officer duties, please call your FPPC contact Christine Chen at Phone: (916) 324-7602 or Email: Form700@fppc.ca.gov. For other questions, please call toll free at 1-866-275-3772, ext. 2 or email advice@fppc.ca.gov.

ATTACHMENTS: None.



SCORE SCHEDULE OF CONTRACTS AND RENEWAL DIRECTION

ACTION ITEM

ISSUE: Several contracts with SCORE service providers are need terms to be further negotiated.

The key contracts are:

- ACI Employee Assistance Program – expires 9/2024
- George Hills – Liability Claims Adjusting – pricing for FY 24/25
- Maze Associates – Financial Auditor – continue using for FY 24/25
- Workers’ Compensation Auditor – need to select auditor for FY 23/24
- GL Auditor – need to select for FY 24/25

Members are asked to review and provide direction regarding pricing of services with current providers.

RECOMMENDATION: Review and provide direction regarding upcoming contracts.

FISCAL IMPACT: None expected from this item.

BACKGROUND: SCORE’s administrators maintain the attached schedule of contracts to assist in managing the services provided to the group. Alliant has partnered with SCORE to provide key services since the group’s inception.

ATTACHMENT(S): Schedule of SCORE Contracts

SCORE SCHEDULE OF CONTRACTS

Provider	Service	Action	Duration	Expiration	In File	Signed	Budget 2022-23	Budget 2023-24	Budget 2024-25	Budget 2025-26
Alliant Insurance Services, Inc.	Brokerage, Risk Management & Program Administration	Extension	5 Year	6/30/2028	Yes	Yes	\$ 284,905	\$ 293,452	\$ 302,256	\$ 311,324
ACI	Employee Assistance Program	Extension	2 year	9/1/2024	Yes	Yes	\$ 12,016	\$ 12,016		
Bickmore Actuary	Acutary	Agreement	1 year	6/30/2025	Yes	Yes	\$ 14,880	\$ 15,260	\$ 15,640	
Chandler Investment Management	Investment Management (Chandler Asset Management)	Renewal	Until Canceled	U/C	Yes	NO	\$ 14,500	\$ 15,000	U/C	
DKF	Safety & Risk Control	Proposal	3 year	6/30/2025	Yes	Yes	\$ 110,000	\$ 115,000	115,000	\$ 115,000
Gibbons & Conley, Attorneys at Law	Legal	Renewal	3 Year	6/30/2026	Yes	Signed by Presi	\$ 7,000	\$7,000	\$7,500	\$7,500
Gilbert & Associates	Financial Accounting & Consulting	Renewal	3 year	6/30/2025	Yes	Yes	\$ 66,000	\$ 68,000	\$ 70,000	
Lexipol	Lexipol	Renewal	3 year	7/1/2027	Yes	Signed by Presi	\$ 30,914	\$ 30,913	\$32,459	\$34,082
Maze Associates	Financial Auditing		3 year	7/1/2024			\$ 23,870	\$ 24,825		
North Bay Associates (WC Auditor)	WC Claims Auditor (completed for prior year ending with odd number but actually done/paid every fiscal year that ends with an even number year) e.g. YE 6-30-19 would be done and paid during FY 19-20	Need Agreement to be signed	1 year	7/2/2022	NO	NO	N/A	\$ 8,500	N/A	
RMS	GL Claims Auditor (completed for prior year ending with even number but actually done/paid every fiscal year that ends with an odd number year) e.g. YE 6-30-20 would be done and paid during FY 20-21	Renewal?	1 year	7/3/2023	email communications	no	\$ 3,250	N/A		
Vector Solutions (formerly Target Solutions)	Training Resources	Addendum to Agreement	3 year	11/3/2026	Yes	Yes	\$ 29,122	\$ 30,509	\$31,896	\$33,829
George Hills	Liability Claims Management	New Agreement	3 year	6/30/2028	Yes	Yes	\$ 86,095			
Intercare	Workers' Compensation Claims Management	New Agreement	3 year	6/30/2026	Yes	Yes	\$ 105,635	\$108,495	\$111,750	\$115,103
Company Nurse - contract thru LAWCX	Reporting Claims (triage first report of claim)	LAWCX	LAWCX	7/7/2022	Proposal	NO			\$ 7,630	
Occu-Med	Occupational Medical Clinics (Fit for Duty)	none	unknown	7/8/2022	no	no				
Precision Concrete	Concrete Cutting	Renewal	unknown		Yes	Signed by President				

U/C = Until Cancelled

In Box means contract has been executed/approved by BOD

Orange indicates optional year extensions pricing

Yellow indicates contract expiration is soon



POLICY AND PROCEDURE – PAYMENT PLAN REQUESTS

ACTION ITEM

ISSUE: Members are asked to formalize a process for requesting and approving payment plan requests.

RECOMMENDATION: The SCORE Board is asked to consider approving a policy and procedure establishing the process for making a premium payment plan.

FISCAL IMPACT: Unknown at this time.

BACKGROUND: Several members have expressed the need for a payment plan after the fiscal year has begun. In an effort to ensure SCORE receives deposits timely the Board has tended to discourage payment plans but has approved on an ad hoc basis if a member has been unable to pay timely. The Board imposed a 3% administrative fee on the unpaid premium balance but has not established a formal procedure for requests.

ATTACHMENT(S): Admin P&P Premium Payment Plans for 10-27-23 Draft

ADMINISTRATIVE POLICY & PROCEDURE

SUBJECT: PREMIUM PAYMENT PLANS

EFFECTIVE DATE: TBD

Policy Statement:

It shall be the policy of the Small Cities Organized Risk Effort to for members to pay premiums when due, discouraging the use of a payment plan but establishing a policy and procedure for requesting one if needed.

This policy is effective when adopted by the Board of Directors for the program year starting July 1, 2024, and after

Member Requirements and Standards:

Members may request a Payment Plan for their premiums by following these steps:

1. The Member must submit a written request to the Program Administrators prior to May 1st specifying the need for a payment plan for the upcoming fiscal year.
2. The request must include the lines of coverage for which the member requires a payment plan and the proposed timing and amount of payments for the year.
3. The Member must be current on all previous premium invoices.
4. The Board will consider and may take action to approve requests to establish a Payment Plan at or before the June Board Meeting.
5. The Board may not consider payment plans with a duration greater than one (1) year.
6. All Payment Plans approved by the Board shall include an administrative fee of 3% on the unpaid balance of the premium.
7. If a payment plan request is submitted after June 1st an additional fee of 1% of the total premiums will be assessed, or 4% of the total amount financed.

ADOPTED BY BOARD ACTION:



SIDEWALK & TREE RISK MANAGEMENT

LUNCHTIME PRESENTATION

INFORMATION ITEM

ISSUE: Members will receive a presentation from Chris Carmona of George Hills Company covering best practices for tree and sidewalk risk management and his experience in implementing these practices in the City of Fairfield.

RECOMMENDATION: Information – establish best practices for sidewalk and tree risk management, including ordinance, maintenance programs, and public education.

FISCAL IMPACT: None expected from this item.

BACKGROUND: Sidewalks and trees are a major source of SCORE liability claims, and the risks they pose often go hand in hand, with trees causing sidewalk damage that leads to trip and falls. Trees also represent an exposure of their own due to risk of falling trees and limbs.

ATTACHMENTS: Presentation and reference material provided under separate cover



**ROUNDTABLE DISCUSSION
INFORMATION ITEM**

ISSUE: The floor will be open to the Board for discussion.

RECOMMENDATION: None

FISCAL IMPACT: None

BACKGROUND: This item is added to each agenda for any topics or ideas members would like to discuss.

ATTACHMENTS: None.



INFORMATION ITEMS

INFORMATION ITEM

ISSUE: The following items are being presented as information for SCORE members.

RECOMMENDATION: None. This item is offered as information only.

BACKGROUND: None.

FISCAL IMPACT: None.

ATTACHMENT(S):

Police Training Day, November 8, 2023 Rocklin, CA

"Your Black Swan is Someone Else's Grey Rhino" - Webinar by Gordon Graham, Lexipol Founder, January 25, 2024; 10:00 a.m. to Noon Webinar

PARMA Conference, February 20-23, 2024, Indian Wells, CA

FY 2023/24 Resource Contact Guide: The Board of Directors is provided a copy of the updated Resource Contact Guide for easy reference in accessing member services and resources.

Glossary of Terms: A Glossary of terms has been created and added to the agenda packet per Member request. This will continue to be included in future Board agenda packets.

SCORE Travel Reimbursement Form 2023



TRAINING ANNOUNCEMENT

Northern California Cities Self Insurance Fund (NCCSIF),
California Joint Powers Risk Management Authority (CJPRMA), and
Yolo County Public Agency Risk Management Insurance Authority (YCPARMIA)

present

LAW ENFORCEMENT TRAINING DAY

NCCSIF, CJPRMA, and YCPARMIA have joined forces to present a day of training for law enforcement professionals to help them better understand the potential liabilities associated with their work and steps they can take to reduce liability.

SESSION 1:

Police Liability Claims: A Coverage Perspective
Presented by **Tony Giles, CPCU, ARM-P, General Manager, CJPRMA** and
Marinda Griese, PI, ARM-P Claims Administrator, CJPRMA

SESSION 2:

Does De-Escalation Mean I Can Swear at People? Lessons Learned and De-Briefs to Demonstrate
What To Do and What Not To Do.
Presented by **Eugene P. Ramirez, Founding Partner of Manning|Kass**

SESSION 3:

360-Degree Perspective: Defending Use-of-Force in the Age of Video
Presented by **Kevin Allen, Partner and Ameet D. Patel, Associate, Allen Glaessner Hazelwood Werth**

SESSION 4:

Bias in Policing and Its New Training: **\$\$You Don't Think It Will Cost You\$\$?**
POST Certified Training (CPT: 2 hours)
Presented by **Ed Obayashi, Official Legal and Law Enforcement Officer and Advisor to numerous California Law**

WHO SHOULD ATTEND: Police Chiefs and Staff, Command Staff, Risk Management, and all members of NCCSIF, CJPRMA and YCPARMIA.

DATE & TIME: Wednesday November 8, 2023, 8:30 A.M. to 4:00 P.M. (Coffee and refreshments will be provided.)

LOCATION: Rocklin Event Center, 2650 Sunset Blvd., Rocklin, CA

LINK TO REGISTER and PLACE YOUR LUNCH ORDER:

<https://www.cjprma.org/training/training-registration-form-law-enforcement-day-11-8-2023>

QUESTIONS:

Jenna Wirkner, (916) 643-2741

Jenna.Wirkner@alliant.com

Marcia Hart, (925) 290-1317

marcia@cjprma.org

REGIONAL TRAINING JANUARY 25th 10:00a.m.- noon

Your Black Swan is Someone Else's Grey Rhino

by Gordon Graham, Lexipol

Topic Includes:

In public safety, problems come at us in all directions, too often leading to tragedy. The concepts of the Black Swan and the Grey Rhino help us differentiate between these problems. Black Swans are the “unknown unknowns” that no one sees coming. Grey Rhinos are massive, obvious problems that we fail to acknowledge. As the title of this program points out, one leader’s Black Swan can easily be another leader’s Grey Rhino.

In this session, Mr. Graham will explain these concepts in more detail and show how they relate to the basic concepts of risk management. Attendees will explore how events that sneak up on organizations and cause tremendous problems have often been experienced by other similarly situated organizations. Mr. Graham will provide strategies for how to more effectively capture and share lessons learned from close calls and tragedies, turning Black Swans into Grey Rhinos that are not only visible, but also stoppable.

Date and Time:

Thursday, January 25th, 2024, 10:00a.m. - noon

Location: Zoom Webinar

Register:

https://alliantinsurance.zoom.us/webinar/register/WN_rJoBTRooTQCBh92E5X69-A

Please reach out to Jenna Wirkner if you have any questions. (916) 643- 2741 or Jenna.Wirkner@alliant.com



Presenter:

Gordon Graham

Mr. Gordon Graham is a 33-year veteran (now retired) of California law enforcement. In this capacity, he served as a street cop, supervisor, manager, and executive. Mr. Graham was awarded a B.A. in Business from San Francisco State College, a teaching credential from California State University, Long Beach, a master’s degree in Safety and Systems Management from the University of Southern California, and a juris doctorate from Western State University. He has taken his background as a cop, risk manager and attorney and is the co-founder of Lexipol, a company designed to standardize public safety practices around America. He has presented to public safety personnel from around the world.



TABLE OF CONTENTS

As a member of SCORE, your City/Town has many risk management resources available. This Services Matrix is designed to assist you with identifying and locating these resources.

CONTACT INFORMATION									
Pg. 1-2	Program Service Providers								
Pg. 3	Other Coverage Providers								
Pg. 4-6	Contracted Vendor Services (additional member cost)								
RISK MANAGEMENT SERVICE CATEGORY		PRISM	VECTOR SOLUTIONS	DKF SOLUTIONS	OCCU - MED	APIP	LEXIPOL	ACI EAP	CAL-TIP
Pg. 7	Telephone Hotline - Questions & Guidance			X					
Pg. 7	Hazard & Safety Assessment			X					
Pg. 8	Program/Policy Development	X		X			X		
Pg. 8	Safety Materials/Web-based Courses/Videos	X	X	X					
Pg. 8	On-Site Training	X		X					
Pg. 8	Ergonomic Evaluations			X					
Pg. 9	Risk Management Webinars	X		X		X			
Pg. 9	Employer DMV Pull Notice Program	X							
Pg. 10	Pre-Employment & Fit for Duty Medical Exams				X				
Pg. 10	Employee Assistance Program - Health & Wellness							X	
Pg. 11	Transit Resources (available to CalTIP members)								X

*** Services and resources are available at no additional cost, unless specifically noted.**

PROGRAM SERVICE PROVIDERS

SERVICE PROVIDERS	CONTACT INFORMATION	SERVICES PROVIDED	
<p>PROGRAM ADMINISTRATION</p> <p>Alliant Insurance Services, Inc. 2180 Harvard Street, Suite 460 Sacramento, CA 95815 Main: (916) 643-2700 Fax: (916) 643-2750 www.alliant.com</p>	<p>Marcus Beverly Office: (916) 643-2704 Cell: (916) 660-2725 Marcus.Beverly@alliant.com</p> <p>Conor Boughey Office: (415) 403-1400 Cell: (415) 744-4889 cboughey@alliant.com</p> <p>Michelle Minnick Office: (916) 643-2715 Michelle.Minnick@alliant.com</p>	<p><i>JPA MANAGEMENT ISSUES</i></p> <ul style="list-style-type: none"> ▪ Governance - policies and procedures, program budget/funding, financial analysis, program management, personnel, contracts, consultants. ▪ Coverage - coverage questions, quotations, new members, development of shared risk program coverage agreements, RFPs for services, actuary liaison, excess insurance/additional coverage marketing (Crime coverage, etc.), program development. ▪ Risk Management - Insurance Requirements in Contracts (IRIC), third party contract review, hold harmless and indemnification clauses, risk management program planning, RFPs for JPA payment approval of budgeted funds. <p><i>JPA ADMINISTRATIVE ISSUES</i></p> <ul style="list-style-type: none"> ▪ Meetings & Compliance - agendas; minutes; development/maintenance of governing documents, development/interpretation of policies & procedures, JPA state compliance, Form 700, changes in Board members, website updates. ▪ Certificates - certificates of coverage, additions/deletions of coverages, special events liability coverage, automobile identification cards, auto/mobile equipment physical damage programs. 	<p>MAIN CONTACT Marcus Beverly Michelle Minnick Conor Boughey</p>

PROGRAM SERVICE PROVIDERS

SERVICE PROVIDERS	CONTACT INFORMATION	SERVICES PROVIDED
<p>ACCOUNTING SERVICES</p> <p>Gilbert Associates, INC 2880 Gateway Oaks Drive, STE 100 Sacramento, CA 95833 Main: (916) 646-6464 Fax: (916) 929-6836 www.gilbertcpa.com</p>	<p>Kevin Wong, CPA kswong@gilbertcpa.com</p> <p>Jennifer Zraick JZraick@gilbertcpa.com</p>	<ul style="list-style-type: none"> ▪ Billing, accounting, and financial management
<p>SAFETY AND RISK CONTROL SERVICES</p> <p>DKF Solutions Group, LLC http://www.dkfsolutions.com</p>	<p>David Patzer Office: 707-373-9709 dpatzer@dkfsolutions.com</p> <p>John Balestrini 916-532-5802 jbalestrini@dkfsolutions.com</p>	<ul style="list-style-type: none"> ▪ Telephone Hotline - Questions & Guidance ▪ Hazard & Safety Assessment ▪ Program/Policy Development ▪ Ergonomic Evaluations ▪ On-site Training ▪ Safety Materials ▪ On-line Streaming Videos ▪ Webinars - WC and Liability Risk Management Topics
<p>CLAIMS ADMINISTRATION</p> <p>George Hills – GL TPA PO BOX , Sacramento, CA 95833 Main: 855-442-2357 https://georgehills.com/</p>	<p>Kathleen Proctor - Client Service Director 916-467-5877 kathleen.proctor@georgehills.com</p> <p>Mayra Curiel – Liability Claims Processor 909-281-1966 Mayra.Curiel@georgehills.com</p>	<p>Third-Party Liability Claims Administrator --refer to George Hills for specific Claim Adjuster's contact information.</p> <p>Report New Liability Claims to:</p> <ul style="list-style-type: none"> ▪ MyGHCNewClaims@georgehills.com
<p>CLAIMS ADMINISTRATION</p> <p>Intercare Holdings Insurance 6020 West Oaks Blvd, Suite 100, Rocklin, CA 95765 Main: 877- 541-4591 Fax: 877-362-5050 www.intercareins.com</p>	<p>Danielle Buri-Beaton – Sr. VP Client Services 916-277-2526 DBuri@Intercareins.com</p> <p>Heather Spain – Sr. Claims Adjuster Direct: 916-277-2526 hspain@Intercareins.com</p>	<p>Third-Party Workers' Compensation (WC) and Liability Claims Administrator --refer to Intercare for specific Claim Adjuster's contact information.</p> <p>Report New WC Claims via Global Intake or via email NewClaims@intercareins.com</p>

PROGRAM SERVICE PROVIDERS

SERVICE PROVIDERS	CONTACT INFORMATION	SERVICES PROVIDED
<p>CJPRMA (California Joint Powers Risk Management Authority) Excess Liability Coverage</p> <p>http://www.cjprma.org/</p>	<p>Tony Giles - General Manager Office: (925) 290-1316 Email: tony@cjprma.org</p>	<ul style="list-style-type: none"> ▪ Training provided on a variety of Liability-related Topics ▪ Special Events Coverage ▪ Belfor Property Restoration Master Contract ▪ Safety National Risk Management Resources ▪ SafetySkills – aka “Safety Training Source” This is an online Learning Management System (LMS) with 1100+ courses. Click here for course catalogs. ▪ Safety Source –This is a online video on demand safety training library (Video on Demand). ▪ Q Safety Online driving simulation courses that use gamification. <ul style="list-style-type: none"> ○ Safety: Emergency Responder Vehicle Education (S:ERVE) ○ Distracted Driving (30 min) & Defensive Driving (3.5 hours)
<p>LAWCX Excess Workers’ Compensation Coverage</p> <p>Wide variety of risk control services and resources.</p> <p>http://www.lawcx.org/</p>	<p>Jim Elledge, Executive Director (916) 244-1124 jim.elledge@sedgwick.com</p> <p>Tammy Vitali, WC Program Manager (916) 244-1114 tammy.vitali@sedgwick.com</p> <p>Terrie Norris, Risk Control Services Manager (916) 290-4655 terrie.norris@sedgwick.com</p> <p>Kim Sackett, Board Secretary & Analyst (916) 290-4601 kim.sackett@sedgwick.com</p>	<ul style="list-style-type: none"> ▪ Employees can access online training courses by registering online at www.lawcx.org. ▪ Video/Webinars – There are over 300 Training videos and over 30 recorded webinars available. Live Webinars are also available ▪ Training Tools – Sample Training Matrices, Safety Communications, Safe Practices Guidelines ▪ Programs/Forms Comprehensive Sample Programs with implementation guides and Sample Forms ▪ Blog – Timely and informational reports from Risk Control Experts ▪ Can you Risk It? Liability Exposures- real questions from actual members are answered

PROGRAM SERVICE PROVIDERS

SERVICE PROVIDERS	CONTACT INFORMATION	SERVICES PROVIDED
<p>PRISM Excess Workers' Compensation Coverage</p> <p>Wide variety of risk control services and resources.</p> <p>https://www.prismrisk.gov</p>	<p>Telephone: (916) 850-7300 Fax: (916) 850-7800 Crisis Incident Management Hotline: (916) 850-7700</p> <p>Rick Brush, Chief Member Services Officer Maria Williams, Senior Member Services Specialist</p>	<ul style="list-style-type: none"> ▪ Risk Control Toolbox https://www.prismrisk.gov/services/risk-control/toolbox/ ▪ Training https://www.prismrisk.gov/services/risk-control/training/ ▪ Partner Program Services https://www.prismrisk.gov/services/risk-control/partner-programs/
<p>Beazley Breach Solutions Risk Management Portal (APIP Members only)</p> <p>Cyber Risk Management Resources</p>	<p>www.beazleybreachsolutions.com</p> <p>Please reach out to Michelle Minnick (Michelle.Minnick@alliant.com) (to get connected to the site. At a minimum, we will need the person's name, the name of their corresponding organization, and their work-issued email addresses (personal email addresses won't work).</p> <p>Included CYNGVS – Guided Cyber Crisis Platform</p>	<p>The Portal contains a lot of useful cyber risk management information, including best practices, training, response plans, tabletop exercises, and what to do before, during and after a cyber-attack.</p> <p>Onboard key team members – Legal, IT, Infosec, Execs, etc</p> <ul style="list-style-type: none"> • A secure place to store incident response plans and critical documents. • A place to practice and run simulations and tabletops • Mobile App: Access to critical team members 24/7 • Secure out-of-band communications: Messaging, audio/video calls with screen sharing • Auditable for tracking and regulatory purposes • Review Beazley's value-added service offerings

PROGRAM SERVICE PROVIDERS

SERVICE PROVIDERS	CONTACT INFORMATION	SERVICES PROVIDED
APIP - Alliant Property Insurance Program	Contact Marcus Beverly, Alliant Insurance Services, for questions.	<ul style="list-style-type: none"> ▪ Webinars - Property Risk Management Topics ▪ Insured property appraisals <p>Boiler and Machinery coverage and services are provided through member participation in APIP.</p> <p>Coverage includes state required jurisdictional inspections. Contact = David Kear CEA, MBA david_kear@hsb.com Telephone: (860) 722-5231 Fax: (860) 722-5530</p> <p>➤ Useful information specific to equipment care, operating logs and maintenance fact sheets on the website www.hsb.com which has several resources available under the 'Knowledge Center' tab.</p>
CalTIP - California Transit Indemnity Pool Self-insurance program for public transit operators	Terrie Norris, Sedgwick Office: (916) 290-4655 Email: terrie.norris@sedgwick.com Website: http://www.caltiponline.org/	<ul style="list-style-type: none"> ▪ Transit Specific Risk Management Resources for Member Cities (Auburn and Dixon)
Lexipol Law Enforcement and Fire Risk Management www.lexipol.com	Brian Owens Strategic Partnerships Manager Office: (469) 598-0227 Mobile: (801) 588-9793 Email: bowens@lexipol.com	<i>Master contract with SCORE and included in admin fee</i> <ul style="list-style-type: none"> ▪ Police Risk Management Policies and Procedures ▪ Daily Training Bulletins ▪ Fire Dept. Policies & Training* (*additional member cost)
Vector Solutions Web-based training resources available to all city employees.	https://app.targetolutions.com/auth/index.cfm?action=login.showlogin&customerid=19258&customerpath=score&msg=	<ul style="list-style-type: none"> ▪ Web-based Courses ▪ Records Management

CONTRACTED VENDOR SERVICES (additional member cost)

VENDOR SERVICES	CONTACT INFORMATION	SERVICES PROVIDED
Actuarial Services	Bickmore Actuarial https://www.bickmoreactuarial.net/ Mike Harrington mharrington@bickmoreactuarial.net	<ul style="list-style-type: none"> • Reserve Analysis • Cost allocation • Benchmarking Studies • Self-insured Retention Studies
ADA Compliance	Sally Swanson Architects 500 Sansome Street, Suite 410 San Francisco, CA 94111 415.445.3045 https://swanarch.com/	<ul style="list-style-type: none"> • Access Training » • Accessibility Master Planning » • Architectural Design Upgrades and Mitigation » • Emergency Preparedness and Response » • Litigation Support and Expert Witness Services » • On-Call Technical Assistance » • Plan Review and Inspection Services » • Physical Access Compliance Survey, Paths of Travel » • Polling Sites Surveys » • Self-Evaluations » • Transition Plans »
ADA Compliance	SZs Consulting Group Sacramento Office 770 L Street, Suite 950 Sacramento, CA 95814 Tel: 916.669.8750 fax: 866.670.4961 Email: info@szs.engineering Website: https://www.szs.engineering/	<ul style="list-style-type: none"> • Building Evaluations <ul style="list-style-type: none"> • ADA/Access Assessments • ADA Transition Plans & Self-Evaluations, including updates to existing plans • Accessibility Master Plans • Peer Review • Training <ul style="list-style-type: none"> • Litigation Assistance

CONTRACTED VENDOR SERVICES (additional member cost)

VENDOR SERVICES	CONTACT INFORMATION	SERVICES PROVIDED
Aquatics Risk Management	Total Aquatic Management (TAM) www.totalaquaticmanagement.webs.com Jim Wheeler Office: (510) 523-3155 Email: jim@totalaquaticmanagement.com	<ul style="list-style-type: none"> • Aquatic Safety services • Facility, Staff and Operations Auditing • Certified Pool Operator (CPO) Trainings • Lifeguard and Supervisor Training • Investigation and Expert Witness Services
Arborist	Gordon Mann - Consulting Arborist Mann Made Resources 10556 Combie Road Auburn, CA 95602 Cell: (650) 740-3461 Email: gordon@mannandtrees.com website: https://mannandtrees.com/	<ul style="list-style-type: none"> • Diagnosis of Tree and Landscape Problems • Insect and Disease Identification and Management • Municipal Ordinance Development • Training and Education • Tree Plant Inventories • Tree Protection for Construction Projects • Tree Risk Assessments and Surveys
Arborist	Professional Landscape Solutions 6108 27th Street, Ste. C Sacramento, CA 95822 (916) 424-3815	
Biohazard Remediation & Disinfecting	Forensiclean https://forensiclean.com/ (916) 812-2010 info@forensiclean.com	<ul style="list-style-type: none"> • Biohazard Remediation and Disinfecting Services • Homeless encampment cleanup
Certified Pool Operator (Certification Program)	StarBright Pools info@starbrightpools.com (916) 878-1050 https://starbrightpools.com/certified-pool-operator-in-sacramento/	<ul style="list-style-type: none"> • CPO® certification courses are designed to provide individuals with the basic knowledge, techniques, and skills of pool and spa operations. • Many state and local health departments accept the CPO® certification program.

CONTRACTED VENDOR SERVICES (additional member cost)

VENDOR SERVICES	CONTACT INFORMATION	SERVICES PROVIDED
Consulting Engineering	California Engineering Company, Inc. 1110 Civic Center Blvd. Ste. 404 Yuba City, CA 95993 Email: Swartz@cecusa.net (530) 751-0952 https://www.cecusa.net/	<ul style="list-style-type: none"> • Civil Engineering • Land Surveying • Grant Funding Procurement • Construction Administration <p><i>Referred by Yuba City for consulting engineering services</i></p>
Cyber Risk Management	https://www.besewersmart.com/score-cyber	<p><i>Free cyber resources for SCORE members</i></p> <ul style="list-style-type: none"> • Minimum Security Standards • Real Time Cyber Threat Map • Water & Wastewater risks and resources
Cybersecurity & Infrastructure Security Agency (CISA) Cyber Resource Hub	https://www.cisa.gov/cyber-resource-hub	Highly recommended federal government site with FREE tools and resources for protecting cities and other critical infrastructure from cyber-attacks.
Driver Assessment & Training Program	Vector Solutions Driver Program https://www.prismrisk.gov/services/risk-control/training/vector-solutions/	PRISM Partner Program This innovative assessment application and 12-course bundle are offered to PRISM members at no additional charge. This cutting-edge interactive program consists of a competency-based assessment, 12 skill-building courses, and 3-dimensional animation.
Drug & Alcohol Testing	Datco Services Corporation https://www.datcoservices.com/ 2280 Grass Valley Highway Suite 232 Auburn, CA 95603 530-268-8101 (800) 95-DATCO (32826)	<ul style="list-style-type: none"> • DOT Employer Compliance • Consulting & Reporting • Training • Administration • Background Checks

CONTRACTED VENDOR SERVICES (additional member cost)

VENDOR SERVICES	CONTACT INFORMATION	SERVICES PROVIDED
Emergency Response Training	<p>Industrial Emergency Council https://iectraining.org/ 1301 Shoreway Road Suite 375 Belmont, CA 94002 Phone: (650) 508-9008</p>	<ul style="list-style-type: none"> • Hazardous Materials Education and Response • Technical Rescue • Confined Space Awareness • Aircraft Rescue & Firefighting (ARFF) • Fire Service Supervision and Management • Incident Command System • Marine Rescue and Vessel Operation • Emergency Response Team (ERT) education
Employee Assistance Program	<p>ACI Specialty Benefits Corporation 6480 Weathers Place, Suite 300 San Diego, CA 92121 Main: (800) 932-0034 Fax: (858) 452-7819 www.acieap.com Sasha Abrahms, Account Manager Office: (858) 736-3976 Email: sabrahms@acieap.com</p>	<p>Services offered at an additional cost:</p> <ul style="list-style-type: none"> • Employee Assistance Program (Additional cost to members) Employees and their family members can receive up to three counseling visits per year. The family members do not need to be within the same residence. The visits are considered short-term resolution. If the person needs additional counseling, ACI will help them transition into their private insurance plan. • Legal and Financial Services (Additional cost to members) Employees and their family members have unlimited access to telephonic legal and financial services.
Employment Practices Training	<p>34th Street Consulting https://www.34thstreetconsulting.com/ Gerry Preciado (866) 304-7722</p>	<ul style="list-style-type: none"> • Handling Conflict • Leadership Development • Workplace Culture
Ergonomic Assessment Tool	<p>Office Ergonomics Solution</p>	<ul style="list-style-type: none"> • Office Ergonomics Solution. Helps employees assess and improve their own workstations.
Janitorial Services	<p>City Wide Property Services, Inc. https://citywideps.com/ 3054 Gold Canal Drive Rancho Cordova CA 95670 916.714.5929</p>	<ul style="list-style-type: none"> • Pressure Washing • Sweeping • Porter Services • Landscaping • Tech Services

CONTRACTED VENDOR SERVICES (additional member cost)

VENDOR SERVICES	CONTACT INFORMATION	SERVICES PROVIDED
Janitorial Services	Peerless Building Maintenance https://www.peerlessbuildingmaintenance.com/ 4665 Mountain Lakes Blvd. Redding, CA 96003 (530) 222-6369	<ul style="list-style-type: none"> • Janitorial Services • Carpet Cleaning • Window Washing • Pressure Washing • Steam Cleaning
Media Relations & Crisis Communication	Cole Pro Media https://www.colepromedia.com/ Laura Cole lcole@colepromedia.com 3069 Alamo Dr #122, Vacaville, CA 95687 707.724.8089	<i>Review of videos of critical incidents</i> <ul style="list-style-type: none"> • Social post construction and formatting. • Crisis communications, mainly how to address sensitive subjects with grace and transparency. • Proper techniques to work effectively with reporters and the best practices during a crisis. • Critical Incident Videos
Mobile Hearing Testing	Center for Hearing Health https://www.centerforhearinghealth.com/ 530-888-9977 Trent Lubiens trent@centerforhearinghealth.com	<ul style="list-style-type: none"> • Mobile Hearing Testing • Noise Survey • Employee Training Respiratory Protection Program
Pre-employment Medical Services	Occu-Med www.occu-med.com Office: (559) 435-2800	<ul style="list-style-type: none"> • Pre-placement Medical Exams • Fitness-For-Duty and Return-To-Work Evaluations • Job Analysis
Property Restoration	BELFOR Property Restoration 3132 Dwight Road, Suite 300 Elk Grove, CA 95758 Grant A. Cody Cell: 916.673.7766 Ph: 916.399.1865 https://www.belfor.com/en/us	<i>Let Belfor know we are a Red Alert customer through Master Contract with CJPRMA for discount and no need for separate agreement.</i> https://www.belfor.com/en/us/solutions/red-alert-program <ul style="list-style-type: none"> • Mold, water, fire, storm damage cleanup • Homeless encampment cleanup

CONTRACTED VENDOR SERVICES (additional member cost)

VENDOR SERVICES	CONTACT INFORMATION	SERVICES PROVIDED
Sewer Risk Management - Agency	DKF Solutions Group, LLC David Patzer Office: 707.373.9709 Email: dpatzer@dkfsolutions.com Website: http://www.dkfsolutions.com	<ul style="list-style-type: none"> • Sewer System Risk Management – overflow and system operation compliance resources: • https://www.besewersmart.com/score-sso • https://www.besewersmart.com/ssmp
Sewer Risk Management - Agency	DKF Solutions Group, LLC David Patzer Office: 707.373.9709 Email: dpatzer@dkfsolutions.com Website: http://www.dkfsolutions.com	<i>Free sewer risk management resources for SCORE members</i> <ul style="list-style-type: none"> • Sewer System Risk Management – overflow and system operation compliance resources: • https://www.besewersmart.com/score-sso • https://www.besewersmart.com/ssmp
Sewer Risk Management - Public	Educational Materials for the Public https://www.besewersmart.com/residents	<i>Free resources for the public to protect themselves</i> <ul style="list-style-type: none"> • How to assess your risk • How to prevent backflows into your home • Tree planting guide and resources
Sidewalk Repair Services	Precision Concrete Cutting www.dontgrind.com Katrina Lynch (916) 847-7346 Klynch@dontgrind.com Joseph Ortega jortega@DontGrind.com	<i>Master contract with SCORE – no need for your own</i> <ul style="list-style-type: none"> • Sidewalk cutting to repair defects • Will inspect to your specifications • Map defects • Repairs @ \$35 to \$50 per location
Special Events Coverage	Offered Through CJPRMA https://www.cjprma.org/ See Special Events Insurance Button on Home Page	Must register your location and have the renter or applicant use this link for special CJPRMA pricing: http://www.galescreek.com/app/index.cfm?jointpowers=1

CONTRACTED VENDOR SERVICES (additional member cost)

VENDOR SERVICES	CONTACT INFORMATION	SERVICES PROVIDED
Special Events Coverage	Offered Through Alliant Toll Free: 1-800-821-9283 sep@alliant.com	Must sign up for program and then can issue coverage yourself and pay for policies issued on a quarterly basis
Wildfire Risk Management	Fireline Defense https://www.firelinedefense.com/	<ul style="list-style-type: none"> • Wildfire Assessments & Consultation • Fuel Abatement • Firescaping • Structure Hardening • Public Education • Suppression Systems
Wildfire Risk Management	Industrial Emergency Council Mike Crandall mcrandall@iectraining.org 530-852-2641	<ul style="list-style-type: none"> • Wildfire Risk Assessments • Buildings & Structures • Wildland Mitigation • Emergency plans and review
Wildfire Risk Management	https://www.besewersmart.com/score-wildfires	<i>Free wildfire resources for SCORE members</i> <ul style="list-style-type: none"> • Training videos • AQI Basics • Cal/OSHA Regs & Resources
Workers' Comp First Report Triage	Company Nurse https://www.companynurse.com/	<i>Master contract for SCORE members</i> <ul style="list-style-type: none"> • First reporting of Work Comp claims • Nurse triage to appropriate care • Notice to employer, treater and TPA
Workers' Comp Care & Management	Work Health Solutions https://workhealthsolutions.com/ (877) 899-9959	<ul style="list-style-type: none"> • Injury Triage • Treatment & Management • On-site and Mobile-Med Services • Near Site Clinics

RISK MANAGEMENT SERVICE CATEGORY

Telephone Hot Line Questions/Guidance

DKF SOLUTIONS GROUP

DKF Solutions Group is SCORE’s risk control services provider. John Balestrini is your point of contact for risk management questions and guidance.

John Balestrini

Phone: 916.532.5802

Email: jbalestrini@dkfsolutions.com

Website: <http://www.dkfsolutions.com>

Hazard & Safety Assessment

DKF SOLUTIONS GROUP

A comprehensive Hazard & Safety Assessment is completed for each city to help identify risk management strengths and improvement opportunities. The assessment is used as a tool to help prioritize risk management efforts. It includes best practices in the following areas:

- | | | |
|---|---|--|
| 1. Risk Management Program Overview | 12. Emergency Response & Management | 23. Lockout-Tagout |
| 2. Aerial Lift Operations | 13. Employment Practices Liability | 24. Parks & Recreation Operations |
| 3. Aerosol Transmissible Diseases (ATD) Control | 14. Ergonomic Injury Management | 25. Personal Protection Equipment |
| 4. ADA Compliance | 15. Fire Department Operations | 26. Police Department Operations |
| 5. Animal Control Services | 16. Fire Prevention Program | 27. Respiratory Protection Program |
| 6. Automobile & Fleet Liability | 17. Forklifts & Powered Industrial Trucks | 28. Return-to-Work & Transitional Duty |
| 7. Blood Borne Pathogens ECP | 18. Hazard Communication Program | 29. Sewers Liability Management |
| 8. Business Continuity Plan | 19. Hearing Conservation Program | 30. Sidewalks Liability Management |
| 9. Confined Space Entry Program | 20. Heat Illness Prevention Program | 31. Traffic Engineering |
| 10. Contractor Selection & Control | 21. Information Technology | 32. Trenching & Excavation Operations |
| 11. Contractual Transfer of Risk | 22. Injury & Illness Prevention Program | 33. Urban Forest Management |
| | | 34. Work Zone Safety |

Program & Policy Development

DKF SOLUTIONS GROUP

Our risk control service includes assistance with the development and implementation of Cal/OSHA required written programs such as Injury & Illness Prevention Program, Hazard Communication Program, Aerosol Transmissible Diseases Procedures for fire and police, Bloodborne Pathogens Exposure Control Plan, etc. Our website also includes sample programs and guides.

PRISM (Additional Cost)

PRISM loss prevention specialists are available to provide assistance with program development at an additional cost to SCORE members. Contact PRISM directly for assistance.

LEXIPOL

SCORE members have access to the law enforcement and fire risk management policies offered through Lexipol.

On-Site Training

DKF SOLUTIONS GROUP

On-site training is available to members on a variety of workers' compensation, liability, and EPL exposures. Training topics include, but are not limited to, Cal/OSHA program requirements, hazard inspections, accident investigation, forklift certification, driver training, sexual harassment, CPR certification, various workplace safety topics, and more. Contact John Balestrini to discuss and schedule on-site training.

PRISM

PRISM is available to conduct a variety of workers' compensation related safety training at an additional cost to members. Contact Travis Clemmer to discuss available topics and scheduling.

CJPRMA

Every year CJPRMA conducts up to five regional training workshops throughout California. In the past, topics have included contractual risk transfer, police liability, parks and recreation liability, and sidewalk liability controls. CJPRMA will send the training announcement to Alliant, who will then forward to all SCORE members.

<p>Ergonomic Evaluations</p>	<p>DKF SOLUTIONS GROUP DKF Solutions Group is available to conduct office and industrial ergonomic evaluations for all members. Contact John Balestrini to discuss and schedule ergonomic evaluations.</p> <p>OFFICE ERGONOMICS SOLUTION Helps employees assess and improve their own workstation.</p>
<p>Risk Management Webinars</p>	<p>DKF SOLUTIONS GROUP Throughout the year, DKF risk control staff conducts webinars on a wide range of safety topics such as heat illness prevention, scaffold safety, disaster management, and new safety regulations. Our goal is to communicate relevant safety information in an all-inclusive and cost-effective way. SCORE members will receive webinar announcements via email. The one-hour webinars are recorded and available to view at any time on the DKF Solutions Group website.</p> <p>PRISM PRISM conducts several workers' compensation related webinars throughout the year, which are available to all SCORE members. Contact Travis Clemmer to ensure your city is included in the announcement distribution.</p> <p>APIP SCORE members have access to all APIP property related webinars. Contact Marcus Beverly to ensure your city is included in the announcement distribution.</p>
<p>Employer Pull Notice Program</p>	<p>PRISM & VECTOR SOLUTIONS (Additional cost to members) PRISM and Vector Solutions have partnered with A-Check America to automate your Employer Pull Notice (EPN) program. Using this program, you can electronically monitor your employees' driving records and receive notification within hours of a reportable incident.</p> <p>You can access your driver roster and key data from a dashboard within Target Solutions. This data is accessible only to you and A-Check America and features a summary of the number of drivers added and removed from the system, an overview of the violations and accidents that have occurred, and a breakdown of your employees' license renewal status. For additional information go to www.prismrisk.gov, Services/Loss Prevention/Target Solutions Platform.</p>

**Pre-Employment
Medical Services**

OCCU-MED

Services offered at an additional cost:

- Review of Pre-Placement Medical Exams
- Job Analysis
- Maintaining a network of qualified and trained medical providers and medical specialists for necessary exams
- Conducting job analyses and preparing job profiles and medical examination profiles
- Providing orientation of client staff in the legal/medical/risk management and human resources aspects of our service
- Scheduling and harvesting of pre-placement medical exams
- Organizing and managing return-to-work and fitness-for-duty exams
- Evaluating medical information in relation to the essential duties of jobs in a legally defensible manner (EXAMQA®)
- Communicating directly with applicants to obtain the confidential medical information that is needed for clearance for a particular job (RDQA)
- Developing “Occu-Panels” with a national laboratory that allows for the selection of only those tests for the blood chemistry panel that are compliant with state law for each job class
- Performing bill review for the medical exams performed by clinics
- Providing customized services such as OSHA Respirator Questionnaire Evaluations, Bloodborne Pathogen Programs, and clinic trainings

**Employee
Assistance Program**

ACI

Services offered at an additional cost:

▪ **Employee Assistance Program (Additional cost to members)**

Employees and their family members can receive up to three counseling visits per year. The family members do not need to be within the same residence. The visits are considered short-term resolution. If the person needs additional counseling, ACI will help them transition into their private insurance plan.

▪ **Legal and Financial Services (Additional cost to members)**

Employees and their family members have unlimited access to telephonic legal and financial services.

GLOSSARY OF TERMS

Term	Definition
4850	Labor Code 4850
AB 1234	Ethics Education for Local Officials
AB 1825	Harassment Prevention Training for Supervisors
Active Negligence	The party that was negligent took an active part in doing whatever caused the damage. For example, a city digging a hole and someone falls in
ACV (Actual Cash Value)	The amount equal to the replacement cost minus depreciation of a damaged or stolen property at the time of the loss. It is the actual value for which the property could be sold, which is always less than what it would cost to replace it
Additional Insured	A type of status associated with general liability insurance policies that provides coverage to other individuals/groups that were not initially named. After endorsement, the additional insured will then be protected under the named insurer's policy and can file a claim in the event that they are sued.
Adhesion	When one party has greater power over the other party in drafting the contract (i.e. the provisions of the contract are prepared by one party—the insurer. The other party the insured does not take part in the preparation of the contract)
ATD (Aerosol Transmissible Diseases)	An epidemiologically significant disease that is transmitted via droplet or airborne route
Aggregate	The term used to describe the cumulative amount of all losses for a period of time.
Aggregate Stop Loss	A financial arrangement with a JPA's excess carrier that caps the aggregate to a predetermined limit at which point the excess carrier would "drop down" and pay losses within the JPIA's SIR, or pooled layer
AME (Agreed Upon Medical Examiner)	A medical provider who has been certified by the Division of Workers' Compensation by passing an administrative exam. An AME is selected (or agreed upon) by two parties in order to help resolve a dispute about a WC claim.
Aleatory	An insurance contract is aleatory meaning it is contingent on an uncertain event (a loss) that provides for unequal transfer of value between the parties
ACIP (Alliant Crime Insurance Program)	Program offered by Alliant that created to bring the advantages of group purchase to public entities seeking very broad coverage for illegal acts committed by their employees while on the job.
APIP (Alliant Property Insurance Program)	The largest single property insurance placement in the world. Formed by Alliant Insurance Services in 1993 to meet the unique property insurance needs faced by public entities
ADA (American Disability Act)	A federal law that prohibits discrimination against people with disabilities in employment, transportation, public accommodation, communications, and governmental activities. The ADA also establishes requirements for telecommunications relay services. For the U.S. Equal Employment Opportunity Commission office (EEOC office) in your area, call 1-800-669-4000 or 1-800-669-6820 (TTY).
Assessment company	Providing primarily fire and windstorm insurance for small towns and farmers (charge members a pro rata share of losses at the end of each policy period)
AIS (Associate in Insurance Services)	Professional designation awarded by the Insurance Institute of America (IIA) upon successful completion of four national exams, one specifically designed for this program and the three examinations in the IIA Program in General Insurance

GLOSSARY OF TERMS

AGRIP (Association of Governmental Risk Pools)	A national organization of JPA’s and public agency insurance pools. Formed for educational, information gathering and political lobbying purposes. Affiliated with PRIMA
ALCM (Associate in Loss Control Management)	A professional designation earned after the successful completion of five national examinations given by the Insurance Institute of America (IIA).
ARM (Associate in Risk Management)	A nationally recognized educational program for dedicated risk management professionals, developed by the Insurance Institute of America.
Attachment Point	The dollar amount of a loss where the next layer of insurance begins to pay for the loss
Automobile Liability	Designed to afford bodily injury and property damage liability coverage associated with owned, non-owned and hired vehicles. May include medical payments, uninsured/underinsured motorists’ liability coverages
Automobile Physical Damage	Usually a first party coverage; however, some entities have “Bailment” or “care, custody and control” liability exposures such as garages, maintenance facilities that service vehicles of others, and parking lots
Best’s Rating	A rating system that indicates the operating and financial condition of insurance companies. Information is developed and published annually by the A. M. Best company. Generally one looks for a company with a rating of A VII or better
Binder	A legal agreement issued by either an agent or an insurer to provide temporary evidence of insurance until a policy can be issued. Binders should contain definite time limits, should be in writing, and should clearly designate the insurer with which the risk is bound.
BOD/BD (Board of Directors)	body of elected or appointed members who jointly oversee the activities of a company or organization
BI (Business Interruption)	A form of insurance coverage that replaces business income lost as a result of an event that interrupts the operations of the business, such as fire or a natural disaster.
CAJPA (California Association of Joint Powers Authorities)	Performs regulatory and legislative lobbying as well as accreditation of Joint Powers Authorities to promote the financial stability of JPAs
CIPRA (California Institute for Public Risk Analysis)	Organized to develop, analyze and disseminate information on risk management in California’s public sector, especially self-insured entities and Joint Powers Authorities
CJPRMA (California Joint Powers Risk Management Authority)	CJPRMA provides the excess coverage to SCORE’s Liability Program
California State Association of Governments (CSAC)	CSAC is a lobbying, advocacy and service organization representing the state's 58 counties at the state and federal level. Areas of focus include the state budget, health-care reform, corrections reform, transportation funding, water and climate change
California State Association of Governments - Excess Insurance Authority (CSAC-EIA)	CSAC-EIA is a member directed insurance risk sharing pool. The EIA has developed effective risk management solutions to help California public entities proactively control losses and prepare for different exposures
CalTIP (California Transit Insurance Pool)	In 1986 the California Transit Association formed an insurance committee and authorized the preparation of a study of alternative methods of providing liability insurance coverage and began providing liability coverage in 1987

GLOSSARY OF TERMS

Catastrophic Loss Reserve	A separate JPIA reserve account designated to pay losses without additional premium assessments to members
CIC (Certified Insurance Counselor)	an insurance agent professional certification designation
Certificate Of Insurance	A certificate of insurance is a document issued by an insurance company/broker that is used to verify the existence of insurance coverage under specific conditions granted to listed individuals.
Certified Industrial Hygienist (CIH)	CIH is a professional whose job it is to protect the health of workers and the general public. A CIH is educated, trained and certified to recognize health hazards, test the environment for those hazards and determine when they pose a risk to those who might be exposed to them
Chartered Property Casualty Underwriter (CPCU)	CPCU is a professional designation in property-casualty insurance and risk management
Claim	A demand of a right. In general a demand for compensatory damages, resulting from the actions of another
Claims Made	A provision of an insurance policy that requires it to pay only for claims presented during the policy period with no regard for when the action causing the claim took place. Typically, a claims-made form also includes a retroactive date setting the earliest date for which a covered occurrence can happen. (Also see "Occurrence")
Compromise and Release (C&R)	A type of settlement in which you receive a lump sum payment and become responsible for paying for your future medical care. A settlement like this must be approved by a workers' compensation judge.
Conditional	an insurance policy includes a number of conditions that both the insured and the insurer must comply with. (i.e. a covered loss occurs, the insured must notify the insurer about the loss and the insurer must use the valuation methods specified in the policy to settle the loss- thus the contract is conditional)
Conditions	describe the responsibilities and the obligations of both the insured and the insurance company
Confidence Level (CL)	an estimated probability that a given level of funding will be sufficient to pay actual claim costs. The higher a CL the greater the certainty the actuary has that losses will not exceed the dollar value used to attain the CL
Contract	a legal agreement between two competent parties that promises a certain performance in exchange for a certain consideration
Contract of Utmost Good Faith	as the insurance company relies on the truthfulness and integrity of the applicant when an issuing a policy. In return, the insured relies on the company's promise and ability to provide coverage and pay claims
Certified Safety Professional (CSP)	CSP's are qualified persons that are competent and trained to detect and appraise hazardous materials, procedures and activities of workers, materials and work environments. They are highly educated, trained and experienced in the field of safety.
California State Association of Counties Excess Insurance Authority (CSAC-EIA)	SCORE participates in a group purchase of pollution liability coverage with CSAC-EIA
Cumis Counsel	Cumis refers to a lawsuit against the Cumis Insurance Society in which they were found to have controlled the defense attorney to the detriment of their insured. The court determined that the Society should have assigned separate counsel to represent the exclusive interests of the insured. The need for <i>cumis</i>

GLOSSARY OF TERMS

	<i>counsel</i> arises in situations where there are significant coverage issues and defense counsel is conflicted between his duty to his client and the obligations to the insurance carrier.
DE9	Quarterly Contribution Return and Report of Wages
Declarations	contain information such as the name of the insured, the address, the amount of coverage provided, a description of property, and the cost of the policy
Deductible	It is that portion of each claim that is paid by the member at the time of loss. It is in addition to any premium already paid
Defense	A defendant's denial to a complaint or cause of action
Definitions	clarify the meaning of certain terms used in the policy
Deposit Premium	Premium required at the beginning of a policy period based on estimated costs
Difference In Conditions (DIC)	A specialized property insurance policy written to provide coverage for perils not covered in a standard property policy or in the JPIA's Memorandum of Property Coverage. In particular, it is most often used to provide coverage for earthquake and/or flood losses
Directors and Officers (D&O)	Liability insurance payable to the directors and officers of a company, or to the organization(s) itself, as indemnification (reimbursement) for losses or advancement of defense costs in the event an insured suffers such a loss as a result of a legal action brought for alleged wrongful acts in their capacity as directors and officers.
Directors, Officers and Trustees Liability	Intended to protect nonprofit board members, officers, and directors for faulty decisions, which imperil the entity. Usually written to include entity reimbursement for legal actions and personal liability of specific wrongdoers
Date of Loss (DOL)	Regarding property claims this is usually the date of occurrence of physical damage to property. In WC claims this is usually the date a physical injury occurred to an employee.
Doctrine of reasonable expectations	a policy includes coverages that an average person would reasonably expect it to include regardless of what the policy actually provides
Earthquake (EQ)	a sudden and violent shaking of the ground, sometimes causing great destruction, as a result of movements within the earth's crust or volcanic action
Employers' Liability	Included as part of a worker's compensation insurance policy. Covers liability for losses arising out of injuries to employees that are not covered by statutory workers' compensation benefits
Employment Practices Liability (EPL)	Written to protect an entity from liabilities arising from allegations of discrimination, failure to promote or hire, harassment, ADA responsibilities, wrongful termination, etc
Endorsement	any change to the original policy (attached to the policy itself)
Environmental Impairment Liability	Also referred to as "Pollution" and "Pollution Legal" Liability; can be written to protect an entity from actions resulting from contamination of air, water, property. First party (damage to owned property) and third party (liability for damage to others) protections are often provided on the same policy
Employment Risk Management Authority (ERMA)	ERMA provides employment practices Liability coverage to SCORE members desiring such coverage

GLOSSARY OF TERMS

Errors and Omissions Insurance (E&O)	Professional liability insurance that protects companies and individuals against claims made by clients for inadequate work or negligent actions, usually includes both court costs and any settlements up to the amount specified on the insurance contract.
Errors and Omissions Liability	Excludes bodily injury and property damage; intended to afford protection for the “misfeasance, malfeasance or non-feasance” of public officials, employees and volunteers. May also include incidental medical personnel (paramedics), police and fire personnel, architects and plan checkers, engineers, and on-staff attorneys
Excess Insurance	Insurance that is purchased to provide higher limits than the primary policy or coverage provides
Excess Loss	The portion of a loss that is allocated to, or paid by, excess coverage
Exclusions	describe the losses for which the insured is not covered
Executive Committee (EC)	committee within that organization which has the authority to make decisions and ensures that these decisions are carried out
Expected liabilities	Outstanding reserves plus Incurred But Not Reported (IBNR) and Loss Adjustment Expense, discounted at the “Expected” Confidence Level (CL)
Exposure	a condition or situation that presents a possibility of loss (i.e. home built on flood plain is exposed to the possibility of flood damage)
Financial Accounting Standards Board (FASB)	FASB standards, known as generally accepted accounting principles (GAAP), govern the preparation of corporate financial reports and are recognized as authoritative by the Securities and Exchange Commission
Fidelity Bonds	Written as financial guarantees of employees’ honesty. Personnel with money-handling responsibilities are considered exposures to loss
Fiduciary Liability	Covers board members, executives and other decision-making personnel with responsibilities for pension funds, retirement plans and employee benefit monies for negligent decisions that result in losses to such funds
Generally Accepted Accounting Principles (GAAP)	GAAP refers to the standard framework of guidelines for financial accounting used in any given jurisdiction; generally known as accounting standards or standard accounting practice
Governmental Accounting Standards Board (GASB)	GASB) is the source of generally accepted accounting principles (GAAP) used by State and Local governments in the United States. As with most of the entities involved in creating GAAP in the United States, it is a private, non-governmental organization
General Liability	Written to protect the member’s assets against liability for property damage of or bodily injury to third parties (see definition of parties)
Hazard	anything that increases the chance of loss (also see Physical Hazard, Morale Hazard and Moral Hazard)
Health Insurance Portability and Accountability Act (HIPAA)	A federal law enacted in 1996 that protects continuity of health coverage when a person changes or loses a job, that limits health-plan exclusions for preexisting medical conditions, that requires that patient medical information be kept private and secure
Incurred But Not Reported (IBNR)	It is that part of the total claims that is unknown at any point in time. At any time, SCORE has claims that have not been reported or recognized by SCORE or has claims recognized by SCORE but without knowledge of the cost when such claim is finally closed. SCORE uses an actuary to project the costs of these unknown liabilities to SCORE <ul style="list-style-type: none"> - the estimate of funds needed to pay for covered losses that have occurred but have not been reported to the member and/or SCORE and expected future development on claims already reported

GLOSSARY OF TERMS

Incurred Loss	This is the ultimate expected total value of any claim. It includes the amount already paid, plus the estimated amount yet to be paid (reserves)
Injury Illness Prevention Program (IIPP)	Proactive process of assessing workplace hazards prior to an injury being reported
Insurable Interest	before you can benefit from insurance; you must have a chance of financial loss or a financial interest in the property
Insurance	a contract or device for transferring risk from a person, business, or organization to an insurance company that agrees, in exchange for a premium, to pay for losses through an accumulation of premiums
Insurance Requirements in Contracts (IRIC)	In insurance, the insurance policy is a contract (generally a standard form contract) between the insurer and the insured, known as the policyholder, which determines the claims which the insurer is legally required to pay.
Insurance Services Office, Inc. (ISO)	An insurance industry association that collects statistical data for rate making and develops standard insurance policy forms. ISO is the organization that drafted the standard commercial general liability (CGL) commonly used by insurers
Insuring agreements	state in general what is to be covered, also includes a description of what type of property is covered and the perils against which it is insured (i.e. the losses for which the insured will be indemnified)
Inverse Condemnation	Both the United States Constitution and the California Constitution require that a private citizen be compensated if property is "taken" by a public entity. When the property is taken proactively it is called eminent domain. When the property is taken "accidentally," without due course, it is called inverse condemnation. Negligence need not be proven. The claimant's legal expenses are payable in addition to actual damages
Limit	The most that will be paid in a loss
Local Agency Workers' Compensation Excess Joint Powers Authority (LAWCX)	LAWCX provides excess coverage to SCORE's workers' compensation pool
Long Range Planning (LRP)	Exercise aimed at formulating a long-term plan, to meet future needs estimated usually by extrapolation of present or known needs. It begins with the current status and charts out a path to the projected status, and generally includes short-term (operational or tactical plans) for achieving interim goals.
Loss Adjustment Expense (LAE)	administrative expense to manage a claim to conclusion- Allocated LAE (ALEA) are expenses attributable to a specific claim such as attorney fees- Unallocated LAE (ULAE) are overhead expenses not attributable to a specific claim such as salaries or office rental
Loss Payee	The party to whom the claim from a loss is to be paid. Loss payee can mean several different things; in the insurance industry, the insured or the party entitled to payment is the loss payee. The insured can expect reimbursement from the insurance carrier in the event of a loss.
Loss Ratio	The amount of loss divided by the amount of premium, contributions, payroll or property values
Master Plan Documents	A document issued by a JPA defining the structure, rights and obligations of the participants and procedures of an insurance or self- funded program
Maximum Medical Improvement (MMI)	When an injured employee's condition is well stabilized and unlikely to change substantially in the next year, with or without medical treatment. Once

GLOSSARY OF TERMS

	an employee reaches MMI, a doctor can assess how much, if any, permanent disability resulted from the work injury. See also P&S
Memorandum of Coverage (MOC)	A document issued by a JPA defining the coverage provided to the members
Moral Hazard	a person might create a loss situation on purpose just to collect from the insurance company (i.e. a pre-arranged faked theft of an older vehicle so the owner could collect insurance money and buy something new)
Morale Hazard	an individual, through carelessness or by irresponsible actions, can increase the possibility for a loss (i.e. a person who drives a car carelessly because he knows a loss will be insured if an accident occurs)
Mutual interest company	the insureds are also owners of the company and so they can vote to elect the management of the company (profits are returned to the insureds in the form of dividends or reductions in future premiums)
Named Insured	Any person, firm, or corporation, or any of its members specifically designated by name as insured(s) in the policy as distinguished from others who, although unnamed, are protected by the policy definition. A named insured under the policy has rights and responsibilities not attributed to additional insureds, such as premium payment, premium return, notice of cancellation, and dividend participation
Net Assets	(Equity, surplus or Net Position) Total assets less Expected liabilities- the amount of funds remaining after subtracting liabilities at the actuarially determined "Expected" Confidence Level (approx. 50% CL)
Net Contribution	a total contribution for losses less excess insurance costs
Non Vacant land	refers to land that is occupied and used, and/or has structures on it (i.e. shack, building, park with benches)
Obligee	Is an individual, partnership, corporation, or a government entity which requires the guarantee that an action or service will be performed. If not properly performed, the surety pays the obligee for any damages or fulfills the obligation
Occurrence	A) In order for SCORE to pay a liability claim, it must arise out of an occurrence. This is an accident, event, act or omission to act which results in "damages," "bodily injury," or "property damage" neither expected nor intended from the covered parties' conduct. B) A provision of an insurance policy that requires it to pay for a claim caused during the policy period regardless of when it is presented.
Passive Negligence	The party that was negligent did not take part in the action that caused the damage, but was responsible for somehow allowing it to take place. For example, a city allowed a contractor to dig a hole on city property and someone fell in
Peril	Cause of a loss
Permanent and Stationary (P&S)	When an employee's medical condition has reached maximum medical improvement. Once an employee is declared P&S, a doctor can assess how much, if any, permanent disability resulted from the work injury. If the disability is rated under the 2005 schedule you will see the term maximal medical improvement (MMI) used in place of P&S. See also MMI
Permanent Disability (PD)	Any lasting disability that results in a reduced earning capacity after maximum medical improvement is reached

GLOSSARY OF TERMS

Personal Protective Equipment (PPE)	PPE refers to protective clothing, helmets, goggles, or other garments or equipment designed to protect the wearer's body from injury
Physical Hazard	a hazard that arises from the condition, occupancy, or use of the property itself (i.e. skateboard left on the porch steps)
Plaintiff	The party who complains or sues in a personal action. A claimant becomes a plaintiff by filing suit
Pooled Loss	The portion of a loss that is allocated to, or paid by, the self-insured pool. SCORE's Liability Program pools, or self-insures, the first \$500,000 of each occurrence. Loss costs exceeding this amount are paid by excess insurance
Principal	Is an individual, partnership, or corporation who offers an action or service and is required to post a bond. Once bonded, the surety guarantees that he will perform as promised
Principle of Indemnity	when a loss occurs an individual should be restored to the approximate financial condition he was in before the loss no more and no less
Property Insurance	This covers the member for damage to its own property, sometimes called first-party coverage
Public Agency Risk Managers Association (PARMA)	A statewide association for risk managers in the public sector. Educational and lobbying activities
Public Entity Property Insurance Program (PEPIP)	A group purchase program from which many SCORE members purchase their insurance
Public Risk Management Association (PRIMA)	A national association for risk managers in the public sector. Formed for educational, information gathering and political lobbying purposes
Pure Risk	involves only the possibility of loss
QME (Qualified Medical Examiner)	A medical provider who has been certified by the Division of Workers' Compensation by passing an administrative exam.
Reciprocal company	(to give/take), a member of a reciprocal agrees to share the insurance responsibilities with all other members of the unincorporated group (all members insure each other and share the losses with each other) NOTE: managed by an attorney-in-fact who is empowered to handle all of the business of the reciprocal
Replacement Cost (RC)	The cost to replace damaged property with like kind and quality, with no deduction for depreciation, but still subject to a "limit"
Reserve	In order to budget for its expected costs and to know when a claim must be reported to the excess coverage, SCORE estimates the ultimate expected total value of each claim and "reserves" part of the not paid. As moneys are paid out for a claim, the reserve amount is decreased
Retrospective Premium Adjustment	At the beginning of each policy period, SCORE collects a deposit premium representing the estimated costs for that year. Each year a calculation of expenses associated with the policy period are subtracted from the deposit premium. At some point the excess funds will be returned, or shortage of funds will be charged. This process is repeated annually for each coverage year until all claims for that year are closed out and there is no IBNR allocated to that policy year.
Risk	the chance or uncertainty of loss (also see Speculative Risks and Pure Risks)

GLOSSARY OF TERMS

Risk and Insurance Management Society (RIMS)	National professional organization to promote principles of risk management and assist risk managers in their daily activities
Risk Control	Those risk management techniques designed to minimize the frequency and/or severity of claims. Risk control techniques include exposure avoidance, loss prevention, loss reduction, segregation of loss exposures, and contractual transfer to shift losses to others
Risk Financing	Techniques for generating funds to pay for losses that risk control methods do not entirely eliminate. There are two types of risk financing techniques -- retention and transfer. Retention involves paying for losses using an organization's own assets; transfer involves covering losses by an unrelated entity for a consideration (such as a payment of a premium)
Risk Management	One of the specialties within the general field of management, the process of managing an organization's activities to minimize the adverse effects of accidental losses on a cost-effective basis. Risk management has two components -- risk control and risk financing.
Self-Insured	Coverage of losses from the insured's own funds, rather than an insurance policy. Generally refers to a planned program for financing or otherwise recognizing losses
Self-Insured Retention (SIR)	the maximum amount of exposure to a single loss retained by SCORE
Severability of Interests Clause	An insurance policy provision clarifying that the word "insured," as it appears within various parts of a policy, applies severally and not collectively. When there is more than one insured, the effect is as though a separate policy is issued to each insured. Thus, a policy containing such a clause will cover a cross liability claim – a claim made by one insured against another insured. The one exception to the separate application to each insured of a policy containing a severability of interest clause is that the limits are not cumulative; that is, one set of limits applies to all insureds collectively
Special Events	Designed to cover your sponsorship of events, such as fireworks shows, festivals, community/entity celebrations; often written to protect other policies' loss integrity. Another type of special event coverage, known as a "tenants and permittees" policy, can be issued for third parties who rent or use your owned facilities.
Speculative Risk	risks in which there exists both the possibility of gain and the possibility of loss (i.e. poker game)
Spread of Risk	the greater the spread of risk the less likely that there will be a catastrophic loss for the insurance company (i.e. NOT insuring every person in a single town that could be hit by a fire which destroys the town= catastrophic loss for the insurance company vs. insuring several people in MANY towns to spread out the risk of a catastrophic loss)
Stock company	sells stock to stockholders to raise the money necessary to operate the business (profits attributed to the operation of the company are returned as dividends to the stockholders, not the insureds)
Subrogation	The insurer's right to proceed against a third person if that third person was responsible for a claim paid by the insurer. Employee dishonesty can be subrogated by the insurance company against a dishonest employee
Surety	Is usually a corporation which determines if an applicant (principal) is qualified to be bonded for the performance of some act or service. If so, the

GLOSSARY OF TERMS

	surety issues the bond. If the bonded individual does not perform as promised, the surety performs the obligation or pays for any damages
Temporary Disability Benefits (TD)	Payments an employee receives if they lose wages because of a work related injury which prevents them from doing their usual job while recovering
Third Party Administrator (TPA)	TPA is a person or organization that processes claims and performs other administrative services in accordance with a service contract, usually in the field of employee benefits
Total Insured Values (TIV)	The values shown on a member city's schedule or appraisal for property coverage. Only those items shown on the schedule are covered for loss
Terrorism Risk Insurance Act (TRIA)	TRIA is a United States federal law signed into law by President George W. Bush on November 26, 2002. The Act created a federal "backstop" for insurance claims related to acts of terrorism.
Vacant land	refers to land that is unoccupied and unused, and/or has no structures on it
Vehicle Identification Number (VIN)	unique code including a serial number, used by the automotive industry to identify individual motor vehicles, towed vehicles, motorcycles, scooters and mopeds as defined in ISO 3833

Small Cities Organized Risk Effort Board of Directors Travel Expense Reimbursement Form

Please remember to provide all receipts/proof of purchase along with this form
in order to receive reimbursement.

Payee Name (who the check should be made out to):

Payee Address (where payment should be sent):

Member City:

Date of Meeting:

Meeting or Committee:

Location of Meeting:

Total Mileage:

Total miles driven X 2023 IRS Rate (\$0.655 *per mile*) = \$

Parking: \$ _____

Auto Rental: \$ _____

Total Hotel Accommodations: \$ _____

Other Expenses: \$ _____

Please explain: _____

TOTAL AMOUNT SUBJECT TO REIMBURSEMENT: \$

**ALL REIMBURSEMENT CHECKS WILL BE MADE OUT TO THE CITY
UNLESS OTHERWISE INDICATED ON THIS FORM.**

Signature _____ Date _____