



President
Mr. Wes Heathcock
Town of Loomis

Vice President
Mr. Todd Juhasz
City of Mt. Shasta

Secretary
Ms. Muriel Terrell
City of Mt. Shasta

Treasurer
Mr. Blake Michaelsen
City of Dunsmuir

SMALL CITIES ORGANIZED RISK EFFORT TELECONFERENCE BOARD MEETING AGENDA

Date: Friday, August 25, 2023

Time: 9:00 AM

Location: Web-Teleconference

Call in number: 877-853-5257 (Toll Free) or 669-900-6833

Conference Code: 988 8363 3963

<https://alliantinsurance.zoom.us/j/98883633963?pwd=UHBoTy9MU2wwZWxuWmRpZnNLZy9GQT09>

- A Action**
- I Information**
- 1 Attached**
- 2 Hand Out**
- 3 Separate Cover**
- 4 Verbal**

Per Government Code 54954.2, persons requesting disability related modifications or accommodations, including auxiliary aids or services in order to participate in the meeting, are requested to contact Michelle Minnick at Alliant Insurance at (916) 643-2715.

The Agenda packet will be posted on the SCORE website at www.scorejpa.org. Documents and material relating to an open session agenda item that are provided to the SCORE Board of Directors less than 72 hours prior to a regular meeting will be available for public inspection and copying at 2180 Harvard Street, Suite 460, Sacramento, CA 95815.

Access to some buildings and offices may require routine provisions of identification to building security. However, SCORE does not require any member of the public to register his or her name, or to provide other information, as a condition to attendance at any public meeting and will not inquire of building security concerning information so provided. See Government Code section 54953.3.

This Meeting Agenda shall be posted at the address of the teleconference locations shown below with access for the public via phone/speaker phone.

1. City of Biggs, 465 C Street, Biggs, CA 95917
2. City of Colfax, 33 South Main Street, Colfax, CA 95713
3. City of Dunsmuir, 5915 Dunsmuir Avenue, Dunsmuir, CA 96025
4. City of Etna, 422 Main Street, Etna, CA 96025
5. City of Isleton, 101 2nd Street, Isleton, CA 95641
6. City of Live Oak, 9955 Live Oak Blvd., Live Oak, CA 95953
7. Town of Loomis, 3665 Taylor Road, Loomis, CA 95650
8. City of Loyalton, 605 School St, Loyalton, CA 96118
9. City of Montague, 230 13th Street, Montague, CA 96064
10. City of Mount Shasta, 305 North Shasta Boulevard, Mt. Shasta, CA 96067
11. City of Portola, 35 – 3rd Street, Portola, CA 96112
12. City of Rio Dell, 675 Wildwood Avenue, Rio Dell, CA 95562
13. City of Shasta Lake, 1650 Stanton Drive, Shasta Lake, CA 96019
14. City of Susanville, 66 North Lassen Street, Susanville, CA 96130
15. City of Tulelake, 501 Main Street, Tulelake, CA 96134
16. City of Weed, 550 Main Street, Weed, CA 96094
17. City of Yreka, 701 4th Street, Yreka, CA 96097

PAGE A. CALL TO ORDER

B. ROLL CALL

C. APPROVAL OF AGENDA AS POSTED

A 1

D. PUBLIC COMMENTS

E. CONSENT CALENDAR

A 1

All matters listed under the consent calendar are considered routine with no separate discussion necessary. Any member of the public or Board of Directors may request any item to be considered separately.

- Pg. 5 1. Board of Directors Meeting *Draft* Minutes – June 24, 2023
- Pg. 14 2. US Bank Account Statements – June—July 2023
- Pg. 86 3. Local Agency Investment Fund (LAIF) Quarterly Statement of Investments – June 30, 2023
- Pg. 87 4. Treasurer’s Report as of March 31, 2023
- Pg. 89 5. Treasurer’s Report as of June 30, 2023
- Pg. 91 6. Investment Statements from Chandler Asset Management – June—July 2023
- Pg. 232 7. SCORE Checking Register as of March—July 2023
- Pg. 233 8. ACI Quarterly Utilization Report – April—June 2023
- Pg. 247 9. SCORE FY 23-24 Loss Control Grant Funding Usage as of August 21, 2023

F. ADMINISTRATIVE REPORT

1. President’s Report

I 4

Wes Heathcock will address the Board on items pertaining to SCORE.

2. Alliant Update

I 4

The Program Administrator will address the Board on Alliant matters pertinent to SCORE including an Alliant staff update.

a) OSIP Questionnaire – due 9/1/23

b) LAWCX Risk Console updates on iLearning – due 9/15/23

G. FINANCIAL

Pg. 248

1. Loylton Payment Plan

A 1

The Board will receive an update regarding the status of Isleton financials and may consider a payment plan.

H. JPA BUSINESS

Pg. 251

1. Loss Control Services and Work Plan

I 4

DKF Solutions will provide an overview of recent activities and seek feedback and direction on their plans for FY 23/24.

Pg. 252

2. City Council Training

A 1

The Board will review and consider options for training of city council members in risk management best practices.

Pg. 288

3. New Claim Reporting Contacts & Procedures

I 1

Pg. 296

a. Property – banking layer reimbursement procedures

Pg. 301

b. General Liability – new contacts and procedures

c. Workers’ Compensation – new contacts and procedures

Pg. 310	4. October Strategic Planning & Board of Directors Meeting Topics	I	1
	<i>The Board will receive draft agendas for the upcoming Strategic Planning and Board of Directors Meetings on October 26 & 27, 2023, for review and discussion of suggested topics.</i>		
Pg. 317	5. Claim Denials, Rejections, and Delegation of Authority	I	1
	<i>The Board will receive information regarding the process for responding to tort claims and the steps needed to delegate authority to George Hills.</i>		
Pg. 318	I. CLOSED SESSION PURSUANT TO GOVERNMENT CODE SECTION 54956.95 **REQUESTING AUTHORITY		
	1. Liability		
	a. Swenson v. Mt. Shasta**		
	J. REPORT FROM CLOSED SESSION		
Pg. 319	K. GENERAL RISK MANAGEMENT ISSUES	I	4
	L. INFORMATION ITEMS		
Pg. 321	1. SCORE Resource Contact Guide		1
Pg. 337	2. SCORE Glossary of Terms		1
Pg. 347	3. Law Enforcement Training Day		1
Pg. 348	4. CAJPA and PARMA Conferences		1
	5. ERMA Training Reminder		
	M. CLOSING COMMENTS		
	N. ADJOURNMENT		
	UPCOMING MEETING		
	October 26 & 27, 2023 – Long Range Planning Day, Board of Directors Meeting, Anderson, CA		



Agenda Item E.

CONSENT CALENDAR

ACTION ITEM

ISSUE: Items on the Consent Calendar should be reviewed by the Board, and if any item requires clarification or amendment it should be removed for separate discussion. The Board should adopt the Consent Calendar excluding those items removed. *Items removed from Consent will be placed back on the agenda in an order determined by the President.*

RECOMMENDATION: Adoption of the Consent Calendar after review by the Board of Directors.

FISCAL IMPACT: None

BACKGROUND: Items of importance, that may not require discussion, are included on the Consent Calendar for adoption.

ATTACHMENTS:

1. Board of Directors Meeting *Draft* Minutes – June 24, 2023
2. US Bank Account Statements – June—July 2023
3. Local Agency Investment Fund (LAIF) Quarterly Statement of Investments – June 30, 2023
4. Treasurer’s Report as of March 31, 2023
5. Treasurer’s Report as of June 30, 2023
6. Investment Statements from Chandler Asset Management – June—July 2023
7. SCORE Checking Register as of March—July 2023
8. ACI Quarterly Utilization Report – April—June 2023
9. SCORE FY 23-24 Loss Control Grant Funding Usage as of August 21, 2023



Small Cities Organized Risk Effort (SCORE) Board of Directors Meeting Minutes June 23, 2023

Member Cities Present:

Shanna Stahl, City of Colfax
Dustin Reif, City of Dunsmuir
Blake Michaelsen, City of Dunsmuir
Pamela Eastlick, City of Etna
Jessica Mata , City of Live Oak
Wes Heathcock, Town of Loomis
Jessie Monday, City of Montague
Todd Juhasz, City of Mt. Shasta

Jim Murphy, City of Portola
Kyle Knopp, City of Rio Dell
Wendy Howard, City of Shasta Lake
Dan Newton, City of Susanville
Heidi , City of Susanville
Jenny Coelho, City of Tulelake
Tim Rundel, City of Weed
Jason Ledbetter, City of Yreka

Member Cities Absent:

City of Biggs
City of Loyalton

City of Isleton

Consultants & Guests

Marcus Beverly, Alliant Insurance Services
Conor Boughey, Alliant Insurance Services
Michelle Minnick, Alliant Insurance Services
Kevin Wong, Gilbert Associates

Danielle Buri, Intercare
Shawna Culp, Intercare
Ebony Aleksich, Intercare

A. CALL TO ORDER

Mr. Wes Heathcock called the meeting to order at 10:02 a.m.

B. ROLL CALL

The above mentioned members were present constituting a quorum. Cities absent from this meeting were the City of Biggs, City of Isleton, and the City of Loyalton.

C. APPROVAL OF AGENDA AS POSTED

A motion was made to approve the Agenda as presented.

MOTION: Todd Juhasz

SECOND: Blake Michaelsen

**MOTION CARRIED
UNANIMOUSLY**



D. PUBLIC COMMENT

There were no public comments.

E. CONSENT CALENDAR

1. Board of Directors Meeting *Draft* Minutes – March 31, 2023
2. Board of Directors Meeting *Draft* Minutes – April 19, 2023
3. Special Executive Committee Meeting *Draft* Minutes – May 19, 2023
4. US Bank Custodial Account Statement –March – May 2023
5. Investment Statements from Chandler Asset Management – March – May 2023
6. Local Agency Investment Fund (LAIF) Quarterly Statement of Investments–March 31, 2023
7. ACI (All One Health) Utilization Report – January – March 2023
8. Company Nurse Injury Summary Report – April 2023
9. PRISM Pollution June Version 3 Premium Estimates
10. FY 23/24 Loss Control Grant Funds Final Allocation
11. Prentice Long Attorney Request
12. Chandler Asset Management User Update Form
13. SCORE Meeting Attendance Policy

A motion was made to accept the consent calendar.

MOTION: Wendy Howard

SECOND: Jenny Coelho

**MOTION CARRIED
UNANIMOUSLY**

F. ADMINISTRATIVE REPORTS

F.1.A. President's Report

Mr. Wes Heathcock noted that he has moved to become the new Town Manager of the Town of Loomis and indicated that he was pleased to take over in a place where Roger Carroll used to work.

F.2.A. CJPRMA Report

Mr. Blake Michaelsen provided that he attended the June meeting and indicated that there is potential for assessment depends on if there is another hit to that layer. Marcus provided additional details in that CJPRMA is in a deficit and there may be a surcharge based on our loss experience – it was mentioned that if the SCORE Group had another big loss then we would push SCORE into a surcharge. It was also noted that CJPRMA has updated their funding formula and will now be funding at an 85% CL but it may not be enough to cure the deficit position and it may lead to an assessment. Lastly Marcus noted that he has been asked to join the Ad Hoc committee to help determine how to address the deficit.

F.2.B. ERMA Report

Wendy Howard indicated that the Executive Director is changing and the Executive Assistant is also being updated and additionally the Executive Committee was re-affirmed.



Members were also reminded to complete the ERMA Compliance Survey and if a member has not confirmed that all employees have completed the State Mandated training and a claim is filed then a penalty will be assessed to that member for that claim.

F.2.C. LAWCX Report

Michelle Minnick provided a review of the proposed changes to the LAWCX MOC as well as the new partnership with First Responders Resiliency, Inc. Marcus Beverly noted the “per occurrence” is driven by wildfire exposure. Additionally members were informed of the new requirements (employee concentration) that will be part of the LAWCX Excess Workers’ Compensation renewal request that will be released in August.

F.3. Alliant Update

- a) ERMA Compliance Survey**
- b) TPA Transition**
- c) Loss Control Grants**

Members were reminded that the change in Third Party will occur effective July 1, 2023 and reporting requirements have changed. Additionally members were reminded that the Loss Control Grant Funds is money that members should be considering use of these fund as the money is intended to help reduce the severity and frequency of a claim.

F.4. Resolution Recognizing the Contributions of Roger Carroll

Wes Heathcock provided comments and a moment of silence was observed in remembrance of Roger Carroll. The Resolution was read and a motion was made.

A motion was made to pass resolution 23-04 resolution recognizing the contributions to SCORE Board.

MOTION: Jim Murphy

SECOND: Wendy Howard

**MOTION CARRIED
UNANIMOUSLY**

G. FINANCIAL

G.1. QUARTERLY FINANCIAL REPORT – PERIOD ENDED MARCH 31, 2022

Kevin Wong provided a review of the Quarterly Financial Report – Period Ended March 31, 2023. He noted that in the Statement of Net Position there was a decrease in LAIF funds as a result of an initiative started by Roger Carroll to move some money in the investment account in hopes of getting larger returns. Total assets is showing as \$20.9M as of March 31, 2023. It was noted that the total IBNR increased as Gilbert has taken into consideration the Actuary reports and the Total Net Position has increased approximately \$400k.



A motion was made to accept and file the report as presented.

**MOTION: Wendy Howard SECOND: Pamela Eastlick MOTION CARRIED
UNANIMOUSLY**

Marcus Beverly added after the motion that we have the banking layer balances included as well as the Property Program Banking layer – members were reminded that the Dividend that was paid to members was used to fund the Property Program Banking layer.

H. JPA BUSINESS

H.1. Nomination and Selection of SCORE Officer Positions – President and Vice President

Michelle Minnick noted that as Wes Heathcock has moved from the City of Colfax to the Town of Loomis we and we are asking the Board to consider re-affirming Wes as the SCORE President and if any members are considering becoming more involved with the group they were encouraged to join the Executive Committee.

A motion was made to re-affirm Wes Heathcock as SCORE President and Todd Juhasz as SCORE Vice President.

**MOTION: Wendy Howard SECOND: Blake Michaelsen MOTION CARRIED
UNANIMOUSLY**

H.2. Nomination and Selection of LAWCX Board Representative and Alternate Positions

It was noted that Wes Heathcock is the current Representative but with the recent move he is asking for someone to take on this responsibility. After a discussion it was agreed that Wendy Howard would be the Representative and Pamela Eastlick as the Alternate Representative.

A motion was made to elect Wendy Howard as the Representative and Pamela Eastlick as the Alternate Representative.

**MOTION: Blake Michaelsen SECOND: Jenny Coelho MOTION CARRIED
UNANIMOUSLY**

H.3. General Liability Claims Audit

Marcus Beverly noted that every two years we are required to complete and audit to keep up with CAJPA standard and noted that this was a fairly straightforward audit and overall scores were good. In the future we may be seeking additional GL Auditors in the future as there are not may that are completing this type of audit any longer.

A motion was made to accept and file the audit.

**MOTION: Wendy Howard SECOND: Kyle Knopp MOTION CARRIED
UNANIMOUSLY**



H.4. Identity Fraud Coverage FY 23/24

Marcus Beverly provided a review of the ID Fraud proposal and indicated that it includes all employees as well as spouses and children under the age of 18. It was also noted that there is a 2% increase in the premium from last year.

A motion was made to approve binding coverage for FY 23/24.

MOTION: Dustin Reif

SECOND: Kyle Knopp

**MOTION CARRIED
UNANIMOUSLY**

H.5. Crime Coverage for SCORE Treasurer FY 23/24

Marcus Beverly provided a review of the SCORE ACIP proposal for the SCORE Treasurer. After a brief discussion it was generally agreed to renew the coverage.

A motion was made approve binding ACIP coverage for FY 23/24.

MOTION: Wendy Howard

SECOND: Todd Juhasz

**MOTION CARRIED
UNANIMOUSLY**

H.6. PRISM Pollution Program FY 23/24 Proposal and FY 22/23 Claims Reporting

Michelle Minnick reminded members that the FY 22/23 policy period is ending and members were reminded to report any incidents prior to the end of the policy period. Marcus Beverly provided a review of the PRISM Pollution Proposal and indicated that the original premium has dropped since the prior premium estimates that were provided. Switch from # of employees to TIV (higher employees as compared to TIV). There was a general discussion about the coverage provided and members shared information as it relates

A motion was made approve binding coverage for the PRISM Pollution program FY 23/24.

MOTION: Blake Michaelsen

SECOND: Jenny Coelho

**MOTION CARRIED
UNANIMOUSLY**

H.7. Alliant Deadly Weapons Program FY 23/24

Marcus Beverly provided a review of the coverage provided by the ADWRP and reminded members that there is portal which provides resources for members to respond to an incident.

A motion was made approve binding coverage for the ADWRP program FY 23/24.

MOTION: Jason Ledbetter

SECOND: Wendy Howard

**MOTION CARRIED
UNANIMOUSLY**



H.8. Precision Concrete Proposed Agreement 2023-2026

Marcus Beverly noted that we currently have an agreement with Precision Concrete with updated pricing and members were asked to consider the coverage for FY 23/24. We will be having a training session regarding managing sidewalk liability, which will take place on July 11, 2023.

A motion was made approve the agreement as presented.

MOTION: Dustin Reif

SECOND: Dan Newton

**MOTION CARRIED
UNANIMOUSLY**

H.9.A. FY 23/24 Property Program Renewal – Property

Members were provided with the 23/24 APIP Claims Reporting Acknowledgement forms while Marcus Beverly provided the Board with a review of the SCORE APIP Property Program (which included a review of the Boiler & Machinery) – he noted that the rates have increased as well as the TIV, which have contributed to the increases in the property program. It was noted there is no Earthquake or Flood coverage included in this program and mentioned that the Cyber Liability premium has decreased slightly and the pollution premium has increased. Members were reminded that we have seen at risk clients with 100% premium increases and we are seeing an increase of 44% this year which is better than some others in the market. There was one change noted that vehicles older than 10 years can still be covered for Replacement Cost but total recovery will not exceed 120% of the reported value. Additionally the vehicle deductible remains the same from the prior year. Lastly, it was noted there is coverage for unscheduled infrastructure but there is a sub-limit of \$750k (and the deductible is \$500k).

A motion was made grant authority to the SCORE President to bind FY 23/24 property coverage for the SCORE JPA, rejecting TRIA.

MOTION: Jason Ledbetter

SECOND: Shanna Stahl

**MOTION CARRIED
UNANIMOUSLY**

H.9.B. FY 23/24 Property Program Renewal – Pollution

Marcus Beverly then provided the Board with a review of the Pollution Program proposal including the limits, deductibles, exclusions as well as the retroactive dates.

H.9.C. FY 23/24 Property Program Renewal –Cyber

Marcus Beverly then provided the Board with a review of the Cyber Program proposal including a relive of the deductibles and sublimits. Members were encouraged to use the Beazley resources available to all members through participation in this program.



H.9.D. FY 23/24 Property Program Renewal – Claims Reporting

Michelle Minnick provided the Board with a review of the reporting requirements for the APIP Property Program. Members were encouraged to report to McLarens and include the Alliant Staff on the initial report so that we may follow along with the claim and help if any issues arise.

H.10. Excess Cyber Liability Options

Marcus Beverly provided that only 2 members of the SCORE JPA completed an Excess Cyber Liability application – members were encouraged to reach out if they are seeking coverage above the Primary Cyber coverage offered by the APIP Program.

H.11. MEMORANDA OF COVERAGE (MOC)

H.11.A. LIABILITY MOC

Marcus Beverly provided a review of the SCORE Liability MOC and noted that SCORE excludes Employment Practices Liability and coverage picks up at \$750K with the CJPRMA coverage. Any members who want EPL should consider joining ERMA for primary coverage under the CJPRMA layer.

A motion was made to approve the Liability, Workers' Compensation and Property MOC's.

MOTION: Todd Juhasz

SECOND: Blake Michaelsen

**MOTION CARRIED
UNANIMOUSLY**

H.11.B. WORKERS' COMPENSATION MOC

Marcus Beverly then provided a review of the Workers' Compensation MOC and noted that LAWCX has provided that they are still in negotiations with the PRISM and excess re-insurers regarding the definition of catastrophic loss but nothing has been agreed at this time.

H.11.C. PROPERTY PROGRAM MOC

Marcus Beverly provided a review of the Property Program MOC, which includes coverage for everything that is included in the APIP Property Program and has a \$1,000 deductible (up to \$25,000).

H.12.A. PROPOSED FY 23/24 SCORE PROGRAM BUDGET – ADMINISTRATIVE EXPENSES

Marcus Beverly provided a review of the Administrative Expenses including the changes due to contractual increases.

A motion was made to approve the SCORE FY 23/24 Budget Items H.12.A.-H.12.E. as presented.

MOTION: Tim Rundel

SECOND: Kyle Knopp

**MOTION CARRIED
UNANIMOUSLY**



H.12.B. PROPOSED FY 23/24 SCORE PROGRAM BUDGET – LIABILITY

Marcus Beverly provided a review of the Liability Funding and how the budget is calculated – he noted that we are still at the 75% CL with a \$750 SIR and we would like to see the group move to an 80% CL at some point in the future. This year the overall funding has increased by 13%, 7% is related to an increase in payroll.

H.12.C. PROPOSED FY 23/24 SCORE PROGRAM BUDGET – WORKERS’ COMPENSATION PROGRAM FUNDING

Marcus Beverly provided a review of the Workers’ Compensation Funding and noted that we are at an 80% CL with a \$250K SIR. Members were provided with a review of the calculation which includes the LAWCX assessment.

H.12.D. PROPOSED FY 23/24 SCORE PROGRAM BUDGET – ERMA FUNDING

Marcus Beverly provided a review of the ERMA funding and noted there was a 14% decrease and ERMA will be returning some money in the form of a dividend.

H.12.E. PROPOSED FY 23/24 SCORE PROGRAM BUDGET – ACI EAP

Marcus Beverly provided a review of the coverage provided by the ACI Employee Assistance Program. He noted an increase of 9% from the prior year and reminded members that this coverage includes family members. Additionally members were reminded this program renews in September but is included now to include in the budget.

I. GENERAL RISK MANAGEMENT ISSUES

Jim Murphy opened a discussion related to providing members of the public an opportunity to comment during live stream meetings and members were asked to share any procedures that are used. There was discussion related to City Council member training related to Risk Management. Additionally, there was discussion of a need to training City Council members as it relates to their role – several members expressed interest.

J. CLOSED SESSION PURSUANT TO GOVERNMENT CODE SECTION 54956.95

****REQUESTING AUTHORITY**

1. Liability

- a. O’Connor v. City of Dunsmuir**
ABSTAIN: Rio Dell

2. Workers’ Compensation

- a. 4A21110JDRR-0001 v. City of Yreka**



K. REPORT FROM CLOSED SESSION

The Board returned from closed session at 2:07 P.M. Mr. Beverly reported that the above closed session items were discussed and appropriate direction was given to Staff and the Claims Administrator.

L. INFORMATION ITEMS

L.1. Glossary of Terms

This was provided as an information item only.

L. 2. FY 22/23 Resource Contact Guide

This was provided as an information item only.

M. CLOSING COMMENTS

There were no closing comments.

N. AJOURNMENT

The meeting was adjourned at 2:09 PM

NEXT MEETING DATE: August 25, 2023 Teleconference

Respectfully Submitted,

Muriel Terrell, Secretary

Date



QUESTIONS?

If you have any questions regarding your account or this statement, please contact your Administrator.

SAMIR SOMERVILLE-POWEL
CN-OH-W5IT
CN-OH-W5IT
425 WALNUT STREET
CINCINNATI OH 45202
Phone 513-629-8204
E-mail samir.somervillepowell@usbank.com

Portfolio Manager:
TS PRT RC #1 - AUTO
CN-OH-W6TC

ACCOUNT NUMBER: 001050986308
SMALL CITIES ORGANIZED RISK EFFORT

This statement is for the period from June 1, 2023 to June 30, 2023



000003544 05 SP 000638507843625 P
SMALL CITIES ORGANIZED RISK EFFORT
2180 HARVARD STREET, SUITE 460
SACRAMENTO, CA 95815-3329



TABLE OF CONTENTS

Schedule	Page
Market Value Summary	1
Asset Summary	2
Income Summary	3
Cash Summary	4
Asset Detail	5
Transaction Detail	19
Sale/Maturity Summary	27
Bond Summary	32

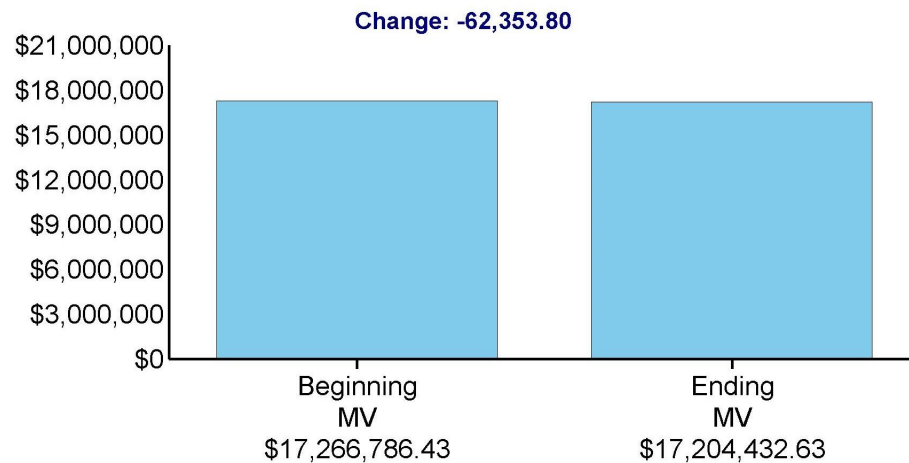


SMALL CITIES ORGANIZED
ACCOUNT NUMBER: 001050986308

Page 1 of 33
June 1, 2023 to June 30, 2023

MARKET VALUE SUMMARY

	Current Period 06/01/23 to 06/30/23
Beginning Market Value	\$17,266,786.43
Taxable Interest	44,273.75
Fees and Expenses	-1,841.17
Long Term Gains/Losses	-7,337.88
Change in Investment Value	-97,448.50
Ending Market Value	\$17,204,432.63



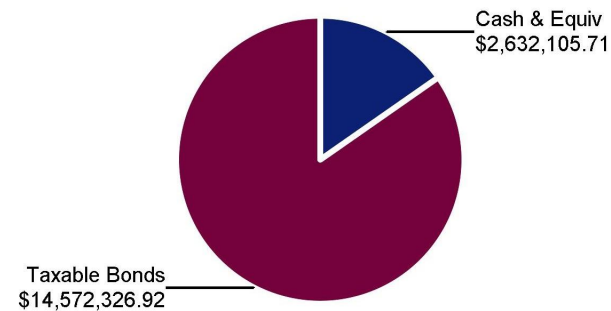


SMALL CITIES ORGANIZED
ACCOUNT NUMBER: 001050986308

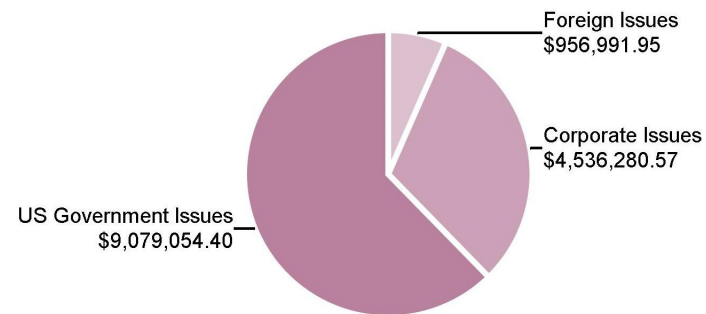
Page 2 of 33
June 1, 2023 to June 30, 2023

ASSET SUMMARY

Assets	Current Period Market Value	% of Total	Estimated Annual Income
Cash & Equivalents	2,632,105.71	15.30	136,204.67
Taxable Bonds	14,572,326.92	84.70	357,361.68
Total Market Value	\$17,204,432.63	100.00	\$493,566.35



Fixed Income Summary





SMALL CITIES ORGANIZED
ACCOUNT NUMBER: 001050986308

Page 3 of 33
June 1, 2023 to June 30, 2023

INCOME SUMMARY

	Income Received Current Period
Taxable Interest	44,273.75
Total Current Period Income	\$44,273.75



SMALL CITIES ORGANIZED
ACCOUNT NUMBER: 001050986308

Page 4 of 33
June 1, 2023 to June 30, 2023

CASH SUMMARY

	Principal Cash	Income Cash	Total Cash
Beginning Cash 06/01/2023	-\$1,948,400.24	\$1,948,400.24	\$0.00
Taxable Interest		44,273.75	44,273.75
Fees and Expenses	-1,841.17		-1,841.17
Purchases	-2,063,621.51		-2,063,621.51
Sales	1,274,820.24		1,274,820.24
Net Money Market Activity	746,368.69		746,368.69
Ending Cash 06/30/2023	-\$1,992,673.99	\$1,992,673.99	\$0.00



SMALL CITIES ORGANIZED
ACCOUNT NUMBER: 001050986308

Page 5 of 33
June 1, 2023 to June 30, 2023

ASSET DETAIL

Security Description

	Shares/Face Amt	Price	Market Value	Tax Cost	Unrealized Gain/Loss	Percent of Total Portfolio	Estimated Annual Income	Estimated Current Yield
Cash & Equivalents								
Cash/Money Market								
First American Government - 31846V203 Oblig Fd Cl Y #3763	161,419.810	1.0000	161,419.81	161,419.81	0.00	0.9	7,596.15	4.71
U S Treasury Bill - 912796Y29 07/27/2023	830,000.000	99.6660	827,227.80	820,354.44	6,873.36	4.8	42,900.63	5.19
U S Treasury Bill - 912796Z51 08/31/2023	830,000.000	99.1540	822,978.20	820,235.80	2,742.40	4.8	43,523.13	5.29
U S Treasury Bill - 912796CR8 09/21/2023	830,000.000	98.8530	820,479.90	819,679.99	799.91	4.8	42,184.76	5.14
Total Cash/Money Market			\$2,632,105.71	\$2,621,690.04	\$10,415.67	15.3	\$136,204.67	
Cash								
Principal Cash			-1,992,673.99	-1,992,673.99		-11.6		
Income Cash			1,992,673.99	1,992,673.99		11.6		
Total Cash			\$0.00	\$0.00	\$0.00	0.0	\$0.00	
Total Cash & Equivalents			\$2,632,105.71	\$2,621,690.04	\$10,415.67	15.3	\$136,204.67	



SMALL CITIES ORGANIZED
ACCOUNT NUMBER: 001050986308

Page 6 of 33
June 1, 2023 to June 30, 2023

ASSET DETAIL (continued)

Security Description

	Shares/Face Amt	Price	Market Value	Tax Cost	Unrealized Gain/Loss	Percent of Total Portfolio	Estimated Annual Income	Estimated Current Yield
Taxable Bonds								
US Government Issues								
Federal Home Loan Bks - 3130A0F70 3.375 12/08/2023	150,000.000	99.1740	148,761.00	154,474.50	-5,713.50	0.9	5,062.50	3.40
F N M A - 3135G0V34 2.500 02/05/2024	125,000.000	98.2290	122,786.25	124,521.25	-1,735.00	0.7	3,125.00	2.54
U S Treasury Note - 912828WJ5 2.500 05/15/2024	150,000.000	97.4920	146,238.00	154,136.72	-7,898.72	0.9	3,750.00	2.56
Federal Home Loan Bks - 3130A1XJ2 2.875 06/14/2024	230,000.000	97.5700	224,411.00	239,917.60	-15,506.60	1.3	6,612.50	2.95
Federal Farm Credit Bks - 3133EKWV4 1.850 07/26/2024	150,000.000	96.2440	144,366.00	151,448.40	-7,082.40	0.8	2,775.00	1.92
Federal Home Loan Bks - 3130A2UW4 2.875 09/13/2024	200,000.000	97.1660	194,332.00	211,539.00	-17,207.00	1.1	5,750.00	2.96
U S Treasury Note - 912828YH7 1.500 09/30/2024	300,000.000	95.4140	286,242.00	297,509.76	-11,267.76	1.7	4,500.00	1.57
F N M A - 3135G0W66 1.625 10/15/2024	175,000.000	95.4110	166,969.25	173,547.50	-6,578.25	1.0	2,843.75	1.70
U S Treasury Note - 9128283J7 2.125 11/30/2024	275,000.000	95.7660	263,356.50	279,733.40	-16,376.90	1.5	5,843.75	2.22



SMALL CITIES ORGANIZED
ACCOUNT NUMBER: 001050986308

Page 7 of 33
June 1, 2023 to June 30, 2023

ASSET DETAIL (continued)

Security Description

	Shares/Face Amt	Price	Market Value	Tax Cost	Unrealized Gain/Loss	Percent of Total Portfolio	Estimated Annual Income	Estimated Current Yield
F N M A - 3135G0X24 1.625 01/07/2025	235,000.000	94.8170	222,819.95	239,814.00	-16,994.05	1.3	3,818.75	1.71
F H L M C - 3137EAEP0 1.500 02/12/2025	260,000.000	94.3970	245,432.20	259,799.80	-14,367.60	1.4	3,900.00	1.59
U S Treasury Note - 912828J27 2.000 02/15/2025	175,000.000	95.1880	166,579.00	185,903.32	-19,324.32	1.0	3,500.00	2.10
U S Treasury Note - 912828ZC7 1.125 02/28/2025	50,000.000	93.7310	46,865.50	50,992.19	-4,126.69	0.3	562.50	1.20
Federal Home Loan Bks - 3130A4CH3 2.375 03/14/2025	225,000.000	95.5510	214,989.75	237,998.25	-23,008.50	1.2	5,343.75	2.49
Federal Home Loan Bks - 3130AJHU6 0.500 04/14/2025	150,000.000	92.5200	138,780.00	149,800.80	-11,020.80	0.8	750.00	0.54
F N M A Deb - 3135G03U5 0.625 04/22/2025	105,000.000	92.4820	97,106.10	104,783.70	-7,677.60	0.6	656.25	0.68
F N M A - 3135G04Z3 0.500 06/17/2025	260,000.000	91.8080	238,700.80	259,461.80	-20,761.00	1.4	1,300.00	0.54
F H L M C M T N - 3137EAEU9 0.375 07/21/2025	140,000.000	91.2390	127,734.60	139,302.80	-11,568.20	0.7	525.00	0.41
F N M A - 3135G05X7 0.375 08/25/2025	220,000.000	90.9950	200,189.00	218,970.40	-18,781.40	1.2	825.00	0.41



SMALL CITIES ORGANIZED
ACCOUNT NUMBER: 001050986308

Page 8 of 33
June 1, 2023 to June 30, 2023

ASSET DETAIL (continued)

Security Description

	Shares/Face Amt	Price	Market Value	Tax Cost	Unrealized Gain/Loss	Percent of Total Portfolio	Estimated Annual Income	Estimated Current Yield
F H L M C M T N - 3137EAEX3 0.375 09/23/2025	200,000.000	90.7370	181,474.00	199,398.00	-17,924.00	1.1	750.00	0.41
U S Treasury Note - 91282CFP1 4.250 10/15/2025	220,000.000	98.8830	217,542.60	221,332.03	-3,789.43	1.3	9,350.00	4.30
F N M A - 3135G06G3 0.500 11/07/2025	215,000.000	90.6320	194,858.80	214,230.30	-19,371.50	1.1	1,075.00	0.55
U S Treasury Note - 91282CAZ4 0.375 11/30/2025	300,000.000	90.2660	270,798.00	300,093.75	-29,295.75	1.6	1,125.00	0.41
Federal Home Loan Bks - 3130ATUC9 4.500 12/12/2025	300,000.000	99.1430	297,429.00	302,262.00	-4,833.00	1.7	13,500.00	4.54
U S Treasury Note - 91282CBC4 0.375 12/31/2025	125,000.000	90.1370	112,671.25	124,882.81	-12,211.56	0.7	468.75	0.42
U S Treasury Note - 91282CBT7 0.750 03/31/2026	300,000.000	90.3830	271,149.00	297,597.66	-26,448.66	1.6	2,250.00	0.83
U S Treasury Note - 91282CBW0 0.750 04/30/2026	150,000.000	90.0470	135,070.50	149,009.77	-13,939.27	0.8	1,125.00	0.83
U S Treasury Note - 91282CCP4 0.625 07/31/2026	125,000.000	89.0900	111,362.50	123,813.48	-12,450.98	0.6	781.25	0.70
U S Treasury Note - 91282CCW9 08/31/2026 Var	350,000.000	89.1880	312,158.00	346,279.30	-34,121.30	1.8	2,625.00	0.84



SMALL CITIES ORGANIZED
ACCOUNT NUMBER: 001050986308

Page 9 of 33
June 1, 2023 to June 30, 2023

ASSET DETAIL (continued)

Security Description

	Shares/Face Amt	Price	Market Value	Tax Cost	Unrealized Gain/Loss	Percent of Total Portfolio	Estimated Annual Income	Estimated Current Yield
U S Treasury Note - 91282CDG3 1.125 10/31/2026	325,000.000	89.9220	292,246.50	322,884.77	-30,638.27	1.7	3,656.25	1.25
U S Treasury Note - 912828V98 2.250 02/15/2027	200,000.000	92.9880	185,976.00	187,695.31	-1,719.31	1.1	4,500.00	2.42
U S Treasury Note - 91282CEF4 2.500 03/31/2027	200,000.000	93.7150	187,430.00	185,734.38	1,695.62	1.1	5,000.00	2.67
U S Treasury Note - 91282CEN7 2.750 04/30/2027	340,000.000	94.4650	321,181.00	332,193.75	-11,012.75	1.9	9,350.00	2.91
U S Treasury Note - 91282CEW7 3.250 06/30/2027	175,000.000	96.1720	168,301.00	177,460.94	-9,159.94	1.0	5,687.50	3.38
U S Treasury Note - 91282CFH9 08/31/2027	120,000.000	95.6370	114,764.40	118,692.19	-3,927.79	0.7	3,750.00	3.27
U S Treasury Note - 91282CFM8 4.125 09/30/2027	150,000.000	99.4410	149,161.50	149,531.25	-369.75	0.9	6,187.50	4.15
U S Treasury Note - 91282CFU0 4.125 10/31/2027	220,000.000	99.4770	218,849.40	224,357.03	-5,507.63	1.3	9,075.00	4.15
U S Treasury Note - 9128283F5 2.250 11/15/2027	200,000.000	92.1060	184,212.00	184,875.00	-663.00	1.1	4,500.00	2.44
U S Treasury Note - 91282CGC9 3.875 12/31/2027	180,000.000	98.5980	177,476.40	183,171.09	-5,694.69	1.0	6,975.00	3.93



SMALL CITIES ORGANIZED
ACCOUNT NUMBER: 001050986308

Page 10 of 33
June 1, 2023 to June 30, 2023

ASSET DETAIL (continued)

Security Description

	Shares/Face Amt	Price	Market Value	Tax Cost	Unrealized Gain/Loss	Percent of Total Portfolio	Estimated Annual Income	Estimated Current Yield
U S Treasury Note - 91282CGH8 3.500 01/31/2028	220,000.000	97.1060	213,633.20	213,125.00	508.20	1.2	7,700.00	3.60
U S Treasury Note - 9128283W8 2.750 02/15/2028	230,000.000	93.9810	216,156.30	213,639.45	2,516.85	1.3	6,325.00	2.93
Federal Home Loan Bks - 3130ATS57 4.500 03/10/2028	275,000.000	100.9640	277,651.00	283,109.75	-5,458.75	1.6	12,375.00	4.46
U S Treasury Note - 91282CGT2 3.625 03/31/2028	200,000.000	97.6720	195,344.00	196,343.75	-999.75	1.1	7,250.00	3.71
U S Treasury Note - 91282CHA2 3.500 04/30/2028	220,000.000	97.1720	213,778.40	220,275.00	-6,496.60	1.2	7,700.00	3.60
F H L M C Multiclass Mtg Partn - 3137FG6X8 C M O Ser K077 CI A2 05/25/2028 Var	295,000.000	96.8330	285,657.35	289,583.98	-3,926.63	1.7	11,357.50	3.98
U S Treasury Note - 91282CHE4 3.625 05/31/2028	180,000.000	97.8130	176,063.40	177,370.31	-1,306.91	1.0	6,525.00	3.71
Total US Government Issues			\$9,079,054.40	\$9,572,597.24	-\$493,542.84	52.8	\$212,407.50	

Corporate Issues

Apple Inc - 037833CU2 2.850 05/11/2024	150,000.000	97.8440	146,766.00	150,888.00	-4,122.00	0.9	4,275.00	2.91
Amazon Com Inc - 023135BW5 0.450 05/12/2024	95,000.000	95.8730	91,079.35	94,861.30	-3,781.95	0.5	427.50	0.47



SMALL CITIES ORGANIZED
ACCOUNT NUMBER: 001050986308

Page 11 of 33
June 1, 2023 to June 30, 2023

ASSET DETAIL (continued)

Security Description

	Shares/Face Amt	Price	Market Value	Tax Cost	Unrealized Gain/Loss	Percent of Total Portfolio	Estimated Annual Income	Estimated Current Yield
American Honda Finance - 02665WCZ2 Medium Term Note 2.400 06/27/2024	150,000.000	96.9340	145,401.00	149,373.00	-3,972.00	0.8	3,600.00	2.48
Salesforce Com Inc - 79466LAG9 0.625 07/15/2024	25,000.000	95.1900	23,797.50	24,987.25	-1,189.75	0.1	156.25	0.66
Jpmorgan Chase Co - 46647PAU0 3.797 07/23/2024	150,000.000	99.8810	149,821.50	157,930.50	-8,109.00	0.9	5,695.50	3.80
Toyota Auto Recv Tr - 89237VAB5 A B S Ser 2020 C CI A3 10/15/2024 Var	7,237.650	99.3140	7,188.00	7,237.09	-49.09	0.0	31.85	0.44
Honda Auto Receivables Owner - 43813KAC6 A B S Ser 2020 3 CI A3 0.370 10/18/2024	15,024.070	98.6140	14,815.84	15,021.86	-206.02	0.1	55.59	0.38
John Deere Owner Tr - 47787NAC3 A B S Ser 2020 B CI A3 11/15/2024 Var	1,385.350	99.2820	1,375.40	1,385.14	-9.74	0.0	7.07	0.51
Mercedes Benz Auto Lease - 58769KAD6 A B S Ser 2021 B CI A3 0.400 11/15/2024	40,323.370	98.4140	39,683.84	40,320.32	-636.48	0.2	161.29	0.41
Bmw Vehicle Lease Trust - 09690AAC7 0.330 12/26/2024	15,709.770	98.7050	15,506.33	15,708.14	-201.81	0.1	51.84	0.33
Ace Ina Holding - 00440EAS6 3.150 03/15/2025	140,000.000	96.5260	135,136.40	152,899.60	-17,763.20	0.8	4,410.00	3.26



SMALL CITIES ORGANIZED
ACCOUNT NUMBER: 001050986308

Page 12 of 33
June 1, 2023 to June 30, 2023

ASSET DETAIL (continued)

Security Description

Security Description	Shares/Face Amt	Price	Market Value	Tax Cost	Unrealized Gain/Loss	Percent of Total Portfolio	Estimated Annual Income	Estimated Current Yield
Exxon Mobil Corporation - 30231GBH4 2.992 03/19/2025	140,000.000	96.3390	134,874.60	152,733.00	-17,858.40	0.8	4,188.80	3.11
Gm Fin Auto Lsng Tr - 36265MAC9 A B S Ser 2022 1 CI A 3 1.900 03/20/2025	80,000.000	98.0530	78,442.40	79,999.31	-1,556.91	0.5	1,520.00	1.94
Bmw Vehicle Lease Trust 2022 1 - 05601XAC3 A B S Ser 2022 1 CI A3 03/25/2025 Var	32,683.550	98.2900	32,124.66	32,678.66	-554.00	0.2	359.52	1.12
Caterpillar Finl Service - 14913R2V8 Medium Term Note 3.400 05/13/2025	55,000.000	96.8160	53,248.80	54,930.15	-1,681.35	0.3	1,870.00	3.51
Toyota Auto Recv Tr - 89240BAC2 A B S Ser 2021 A CI A3 05/15/2025 Var	12,106.310	97.8170	11,842.03	12,104.06	-262.03	0.1	31.48	0.27
Qualcomm Inc - 747525AF0 3.450 05/20/2025	140,000.000	96.9760	135,766.40	155,689.80	-19,923.40	0.8	4,830.00	3.56
National Rural Utils Coop Fin - 63743HFE7 Medium Term Note 3.450 06/15/2025	85,000.000	96.1980	81,768.30	84,750.55	-2,982.25	0.5	2,932.50	3.59
Gm Fin Auto Lsng Tr 2022 2 - 36266FAC3 A B S Ser 2022 2 CI A 3 06/20/2025 Var	50,000.000	98.2240	49,112.00	49,994.79	-882.79	0.3	1,710.00	3.48
Hyundai Auto Rec Tr - 44933LAC7 A B S Ser 2021 A CI A3 09/15/2025 Var	29,594.540	97.3780	28,818.57	29,591.43	-772.86	0.2	112.46	0.39



SMALL CITIES ORGANIZED
ACCOUNT NUMBER: 001050986308

Page 13 of 33
June 1, 2023 to June 30, 2023

ASSET DETAIL (continued)

Security Description

	Shares/Face Amt	Price	Market Value	Tax Cost	Unrealized Gain/Loss	Percent of Total Portfolio	Estimated Annual Income	Estimated Current Yield
John Deere Owner Trust - 47788UAC6 C M O Ser 2021 A CI A3 0.360 09/15/2025	25,429.900	97.0730	24,685.57	25,425.02	-739.45	0.1	91.55	0.37
Bmw Vehicle Lease - 05593AAC3 A B S Ser 2023 1 CI A 3 5.160 11/25/2025	20,000.000	99.3280	19,865.60	19,999.52	-133.92	0.1	1,032.00	5.19
Htundai Auto Rec Tr - 44934KAC8 A B S Ser 2021 B CI A 3 0.380 01/15/2026	86,402.750	96.7470	83,592.07	86,383.68	-2,791.61	0.5	328.33	0.39
Honda Auto Rec Ownr Tr 2021 4 - 43815GAC3 A B S Ser 2021 4 CI A3 01/21/2026 Var	40,000.000	95.9780	38,391.20	39,991.57	-1,600.37	0.2	352.00	0.92
State Str Corp - 857477BR3 1.746 02/06/2026	40,000.000	93.6930	37,477.20	40,000.00	-2,522.80	0.2	698.40	1.86
John Deere Own - 47789QAC4 A B S Ser 2021 B CI A 3 03/16/2026 Var	43,268.890	95.7990	41,451.16	43,265.03	-1,813.87	0.2	225.00	0.54
Jpmorgan Chase Co - 46647PBK1 2.083 04/22/2026	50,000.000	93.6500	46,825.00	51,594.50	-4,769.50	0.3	1,041.50	2.22
Honda Auto Rec Ownr Tr - 43815BAC4 A B S Ser 2022 1 CI A 3 1.880 05/15/2026	65,000.000	95.5510	62,108.15	64,990.22	-2,882.07	0.4	1,222.00	1.97
Hyundai Auto Rec Tr - 44935FAD6 A B S Ser 2021 C CI A3 0.740 05/15/2026	30,000.000	96.0670	28,820.10	29,993.30	-1,173.20	0.2	222.00	0.77



SMALL CITIES ORGANIZED
ACCOUNT NUMBER: 001050986308

Page 14 of 33
June 1, 2023 to June 30, 2023

ASSET DETAIL (continued)

Security Description	Shares/Face Amt	Price	Market Value	Tax Cost	Unrealized Gain/Loss	Percent of Total Portfolio	Estimated Annual Income	Estimated Current Yield
Unitedhealth Group Inc - 91324PEC2 1.150 05/15/2026	175,000.000	90.4310	158,254.25	173,020.70	-14,766.45	0.9	2,012.50	1.27
Toyota Mtr Cr Corp - 89236TJK2 Medium Term Note 1.125 06/18/2026	130,000.000	89.4120	116,235.60	129,942.80	-13,707.20	0.7	1,462.50	1.26
Bank Amer Corp Sr - 06051GJD2 Medium Term Note 06/19/2026 Var	80,000.000	91.6020	73,281.60	77,319.60	-4,038.00	0.4	1,055.20	1.44
Bmw Veh Owner Tr - 05602RAD3 A B S Ser 2022 A CI A 3 08/25/2026 Var	40,000.000	97.2220	38,888.80	39,997.92	-1,109.12	0.2	1,284.00	3.30
John Deere Owner Tr - 47787JAC2 A B S Ser 2022 CI A 3 09/15/2026 Var	50,000.000	96.3230	48,161.50	49,988.94	-1,827.44	0.3	1,160.00	2.41
Toyota At Rec Own Tr - 89238FAD5 A B S Ser 2022 B CI A 3 09/15/2026 Var	45,000.000	96.7400	43,533.00	44,998.95	-1,465.95	0.3	1,318.50	3.03
Gm Fin Cons Auto Rec Tr - 362554AC1 A B S Ser 2021 4 CI A 3 0.680 09/16/2026	30,000.000	95.5050	28,651.50	29,999.24	-1,347.74	0.2	204.00	0.71
Walmart Inc - 931142ER0 1.050 09/17/2026	30,000.000	89.2830	26,784.90	29,943.30	-3,158.40	0.2	315.00	1.18
Hyundai Auto Rec Tr - 448977AD0 A B S Ser 2022 A CI A3 10/15/2026 Var	35,000.000	95.9770	33,591.95	34,998.65	-1,406.70	0.2	777.00	2.31



SMALL CITIES ORGANIZED
ACCOUNT NUMBER: 001050986308

Page 15 of 33
June 1, 2023 to June 30, 2023

ASSET DETAIL (continued)

Security Description

	Shares/Face Amt	Price	Market Value	Tax Cost	Unrealized Gain/Loss	Percent of Total Portfolio	Estimated Annual Income	Estimated Current Yield
Honeywell International - 438516BL9 2.500 11/01/2026	180,000.000	93.3650	168,057.00	168,229.80	-172.80	1.0	4,500.00	2.68
Gm Fin Cons Auto Rec - 380146AC4 A B S Ser 2022 1 CI A3 1.260 11/16/2026	25,000.000	95.5210	23,880.25	24,997.83	-1,117.58	0.1	315.00	1.32
Target Corp - 87612EBM7 1.950 01/15/2027	70,000.000	91.5420	64,079.40	69,881.00	-5,801.60	0.4	1,365.00	2.13
Gm Fin Cons Aut Rec Tr - 362585AC5 A B S Ser 2022 2 CI A 3 02/16/2027 Var	40,000.000	96.7650	38,706.00	39,991.64	-1,285.64	0.2	1,240.00	3.20
John Deere Ownr Tr - 47800AAC4 A B S Ser 2022 B CI A3 02/16/2027 Var	50,000.000	97.1540	48,577.00	49,995.23	-1,418.23	0.3	1,870.00	3.85
Charles Schwab Corp - 808513BY0 2.450 03/03/2027	150,000.000	89.5770	134,365.50	147,699.00	-13,333.50	0.8	3,675.00	2.73
Berkshire Hathaway Fin - 084664CZ2 2.300 03/15/2027	115,000.000	93.5100	107,536.50	114,978.15	-7,441.65	0.6	2,645.00	2.46
Blackrock Inc - 09247XAN1 3.200 03/15/2027	190,000.000	94.6510	179,836.90	183,705.30	-3,868.40	1.0	6,080.00	3.38
Amazon Com Inc - 023135CF1 3.300 04/13/2027	110,000.000	95.2330	104,756.30	108,548.65	-3,792.35	0.6	3,630.00	3.46
Prologis LP L P - 74340XBN0 2.125 04/15/2027	160,000.000	90.1020	144,163.20	141,006.40	3,156.80	0.8	3,400.00	2.36



SMALL CITIES ORGANIZED
ACCOUNT NUMBER: 001050986308

Page 16 of 33
June 1, 2023 to June 30, 2023

ASSET DETAIL (continued)

Security Description

	Shares/Face Amt	Price	Market Value	Tax Cost	Unrealized Gain/Loss	Percent of Total Portfolio	Estimated Annual Income	Estimated Current Yield
Honda Auto Rec Own - 43815JAC7 A B S Ser 2023 1 CI A 3 04/21/2027 Var	40,000.000	99.3520	39,740.80	39,992.57	-251.77	0.2	2,016.00	5.07
Morgan Stanley - 61772BAB9 Medium Term Note 1.593 05/04/2027	150,000.000	89.5220	134,283.00	133,989.30	293.70	0.8	2,389.50	1.78
Verizon Master Tr - 92348KAV5 A B S Ser 2022 5 CI A 1A 07/20/2027 Var	45,000.000	98.7810	44,451.45	44,998.02	-546.57	0.3	1,674.00	3.77
Caterpillar Finl Svcs - 14913R3A3 Medium Term Note 3.600 08/12/2027	95,000.000	96.2620	91,448.90	94,090.85	-2,641.95	0.5	3,420.00	3.74
Realty Income Corp - 756109BG8 3.950 08/15/2027	200,000.000	94.9740	189,948.00	192,410.00	-2,462.00	1.1	7,900.00	4.16
Mercedes Benz Auto - 58768PAC8 A B S Ser 2022 1 CI A3 5.210 08/16/2027	120,000.000	99.5420	119,450.40	119,976.26	-525.86	0.7	6,252.00	5.23
Walmart Inc - 931142EX7 3.950 09/09/2027	50,000.000	98.0880	49,044.00	49,921.10	-877.10	0.3	1,975.00	4.03
John Deere Owner Trust - 47800CAC0 A B S Ser 2023 A CI A3 5.010 11/15/2027	75,000.000	99.1090	74,331.75	74,986.34	-654.59	0.4	3,757.50	5.05
Mercedes Benz Auto - 58770AAC7 A B S Ser 2023 1 CI A3 4.510 11/15/2027	30,000.000	98.3280	29,498.40	29,996.40	-498.00	0.2	1,353.00	4.59



SMALL CITIES ORGANIZED
ACCOUNT NUMBER: 001050986308

Page 17 of 33
June 1, 2023 to June 30, 2023

ASSET DETAIL (continued)

Security Description

	Shares/Face Amt	Price	Market Value	Tax Cost	Unrealized Gain/Loss	Percent of Total Portfolio	Estimated Annual Income	Estimated Current Yield
Bank Of America Corp - 06051GGF0 Medium Term Note 3.824 01/20/2028	100,000.000	94.5550	94,555.00	95,493.00	-938.00	0.5	3,824.00	4.04
Honeywell Intl Inc Sr Nt - 438516CJ3 4.950 02/15/2028	180,000.000	101.3410	182,413.80	184,037.40	-1,623.60	1.1	8,910.00	4.88
Mastercard Incorporated - 57636QAW4 4.875 03/09/2028	95,000.000	101.1310	96,074.45	94,907.85	1,166.60	0.6	4,631.25	4.82
John Deere Owner Tr - 477920AC6 A B S Ser 2023 B CI A 3 5.180 03/15/2028	50,000.000	99.8290	49,914.50	49,991.66	-77.16	0.3	2,590.00	5.19
Total Corporate Issues			\$4,536,280.57	\$4,728,760.64	-\$192,480.07	26.4	\$130,640.38	

Foreign Issues

Toronto Dominion Bank - 89114QCB2 Medium Term Note 3.250 03/11/2024	135,000.000	98.3130	132,722.55	136,833.30	-4,110.75	0.8	4,387.50	3.31
Inter American Devel Bk - 4581X0EE4 3.250 07/01/2024	85,000.000	97.8060	83,135.10	84,991.50	-1,856.40	0.5	2,762.50	3.32
Inter American Devel Bk - 4581X0DZ8 Medium Term Note 0.500 09/23/2024	190,000.000	94.2150	179,008.50	189,859.40	-10,850.90	1.0	950.00	0.53
International Bank M T N - 459058JB0 0.625 04/22/2025	130,000.000	92.4320	120,161.60	129,496.90	-9,335.30	0.7	813.80	0.68



SMALL CITIES ORGANIZED
ACCOUNT NUMBER: 001050986308

Page 18 of 33
June 1, 2023 to June 30, 2023

ASSET DETAIL (continued)

Security Description

Shares/Face Amt	Price	Market Value	Tax Cost	Unrealized Gain/Loss	Percent of Total Portfolio	Estimated Annual Income	Estimated Current Yield
Bank Of Montreal - 06367WB85							
Medium Term Note							
1.850 05/01/2025							
150,000.000	93.4160	140,124.00	154,207.50	-14,083.50	0.8	2,775.00	1.98
Royal Bank Of Canada - 78015K7H1							
Medium Term Note							
1.150 06/10/2025							
150,000.000	92.3100	138,465.00	148,590.00	-10,125.00	0.8	1,725.00	1.25
International Bank M T N - 459058JL8							
0.500 10/28/2025							
180,000.000	90.7640	163,375.20	179,796.60	-16,421.40	0.9	900.00	0.55
Total Foreign Issues		\$956,991.95	\$1,023,775.20	-\$66,783.25	5.6	\$14,313.80	
Total Taxable Bonds		\$14,572,326.92	\$15,325,133.08	-\$752,806.16	84.7	\$357,361.68	
Total Assets		\$17,204,432.63	\$17,946,823.12	-\$742,390.49	100.0	\$493,566.35	
Estimated Current Yield							2.86

ASSET DETAIL MESSAGES

Time of trade execution and trading party (if not disclosed) will be provided upon request.

Publicly traded assets are valued in accordance with market quotations or valuation methodologies from financial industry services believed by us to be reliable. Assets that are not publicly traded may be reflected at values from other external sources. Assets for which a current value is not available may be reflected at a previous value or as not valued, at par value, or at a nominal value. Values shown do not necessarily reflect prices at which assets could be bought or sold. Values are updated based on internal policy and may be updated less frequently than statement generation.



SMALL CITIES ORGANIZED
ACCOUNT NUMBER: 001050986308

Page 19 of 33
June 1, 2023 to June 30, 2023

TRANSACTION DETAIL

Date Posted	Activity	Description	Income Cash	Principal Cash	Tax Cost
Beginning Balance 06/01/2023			\$1,948,400.24	-\$1,948,400.24	\$17,911,728.42
06/01/23	Asset Income	Interest Earned On First Am Govt Ob Fd Cl Y Interest From 5/1/23 To 5/31/23	3,024.81		
06/08/23	Asset Income	Interest Earned On F H L B Deb 3.375% 12/08/23 0.016875 USD/\$1 Pv On 150,000 Par Value Due 6/8/23	2,531.25		
06/09/23	Purchase	Purchased 830,000 Par Value Of U S Treasury Bill 8/31/23 Trade Date 6/8/23 Purchased Through Bmo Capital Markets Corp/Bonds Purchased On The Off-Exchange Transactions - Li Swift External Ref#: 8315903133837554 830,000 Par Value At 98.82359036 %		-820,235.80	820,235.80
06/12/23	Cash Disbursement	Cash Disbursement Paid To Chandler Asset Management Inc Investment Counsel Fee For Pe Ending 05/31/2023		-1,737.00	
06/12/23	Asset Income	Interest Earned On Royal Bank Of Mtn 1.150% 6/10/25 0.00575 USD/\$1 Pv On 150,000 Par Value Due 6/10/23	862.50		
06/12/23	Asset Income	Interest Earned On F H L B Deb 4.500% 12/12/25 0.027375 USD/\$1 Pv On 300,000 Par Value Due 6/12/23	8,212.50		
06/14/23	Asset Income	Interest Earned On F H L B 2.875% 6/14/24 0.014375 USD/\$1 Pv On 230,000 Par Value Due 6/14/23	3,306.25		
06/15/23	Asset Income	Interest Earned On John Deere Owner 5.010% 11/15/27 \$0.00418/Pv On 75,000.00 Pv Due 6/15/23	313.13		
06/15/23	Sale	Paid Down 392.49 Par Value Of Toyota Auto 1.660% 5/15/24 Cmo Final Paydown		392.49	-401.54
06/15/23	Asset Income	Interest Earned On Mercedes Benz Auto 5.210% 8/16/27 \$0.00434/Pv On 120,000.00 Pv Due 6/15/23	521.00		



SMALL CITIES ORGANIZED
ACCOUNT NUMBER: 001050986308

Page 20 of 33
June 1, 2023 to June 30, 2023

TRANSACTION DETAIL (continued)

Date Posted	Activity	Description	Income Cash	Principal Cash	Tax Cost
06/15/23	Asset Income	Interest Earned On Honda Auto Rec Own 1.880% 5/15/26 \$0.00157/Pv On 65,000.00 Pv Due 6/15/23	101.83		
06/15/23	Asset Income	Interest Earned On Hyundai Auto Rec 2.220% 10/15/26 \$0.00185/Pv On 35,000.00 Pv Due 6/15/23	64.75		
06/15/23	Asset Income	Interest Earned On Hyundai Auto Rec 0.380% 9/15/25 \$0.00032/Pv On 32,363.96 Pv Due 6/15/23	10.25		
06/15/23	Sale	Paid Down 2,769.42 Par Value Of Hyundai Auto Rec 0.380% 9/15/25 Trade Date 6/15/23		2,769.42	-2,769.13
06/15/23	Asset Income	Interest Earned On Htundai Auto Rec Tr 0.380% 1/15/26 \$0.00032/Pv On 92,759.46 Pv Due 6/15/23	29.37		
06/15/23	Sale	Paid Down 6,356.71 Par Value Of Htundai Auto Rec Tr 0.380% 1/15/26 Trade Date 6/15/23		6,356.71	-6,355.31
06/15/23	Asset Income	Interest Earned On Hyundai Auto Rec Tr 0.740% 5/15/26 \$0.00062/Pv On 30,000.00 Pv Due 6/15/23	18.50		
06/15/23	Asset Income	Interest Earned On John Deere Owner 2.320% 9/15/26 \$0.00193/Pv On 50,000.00 Pv Due 6/15/23	96.67		
06/15/23	Asset Income	Interest Earned On John Deere Owner 0.510% 11/15/24 \$0.00042/Pv On 1,817.31 Pv Due 6/15/23	0.77		
06/15/23	Sale	Paid Down 431.96 Par Value Of John Deere Owner 0.510% 11/15/24 Trade Date 6/15/23		431.96	-431.90
06/15/23	Asset Income	Interest Earned On John Deere Owner 0.360% 9/15/25 \$0.00030/Pv On 27,228.80 Pv Due 6/15/23	8.17		



SMALL CITIES ORGANIZED
ACCOUNT NUMBER: 001050986308

Page 21 of 33
June 1, 2023 to June 30, 2023

TRANSACTION DETAIL (continued)

Date Posted	Activity	Description	Income Cash	Principal Cash	Tax Cost
06/15/23	Sale	Paid Down 1,798.9 Par Value Of John Deere Owner 0.360% 9/15/25 Trade Date 6/15/23		1,798.90	-1,798.55
06/15/23	Asset Income	Interest Earned On John Deere Own 0.520% 3/16/26 \$0.00043/Pv On 45,871.32 Pv Due 6/15/23	19.88		
06/15/23	Sale	Paid Down 2,602.43 Par Value Of John Deere Own 0.520% 3/16/26 Trade Date 6/15/23		2,602.43	-2,602.20
06/15/23	Asset Income	Interest Earned On John Deere Ownr Tr 3.740% 2/16/27 \$0.00312/Pv On 50,000.00 Pv Due 6/15/23	155.83		
06/15/23	Asset Income	Interest Earned On Mercedes Benz Auto 0.400% 11/15/24 \$0.00033/Pv On 45,801.44 Pv Due 6/15/23	15.27		
06/15/23	Sale	Paid Down 5,478.07 Par Value Of Mercedes Benz Auto 0.400% 11/15/24 Trade Date 6/15/23		5,478.07	-5,477.66
06/15/23	Asset Income	Interest Earned On Mercedes Benz Auto 4.510% 11/15/27 \$0.00376/Pv On 30,000.00 Pv Due 6/15/23	112.75		
06/15/23	Asset Income	Interest Earned On Toyota Auto 1.660% 5/15/24 \$0.00138/Pv On 392.49 Pv Due 6/15/23	0.54		
06/15/23	Asset Income	Interest Earned On Toyota Auto Recv 0.440% 10/15/24 \$0.00037/Pv On 9,587.95 Pv Due 6/15/23	3.52		
06/15/23	Sale	Paid Down 2,350.3 Par Value Of Toyota Auto Recv 0.440% 10/15/24 Trade Date 6/15/23		2,350.30	-2,350.12
06/15/23	Asset Income	Interest Earned On Toyota At Rec Own 2.930% 9/15/26 \$0.00244/Pv On 45,000.00 Pv Due 6/15/23	109.88		



SMALL CITIES ORGANIZED
ACCOUNT NUMBER: 001050986308

Page 22 of 33
June 1, 2023 to June 30, 2023

TRANSACTION DETAIL (continued)

Date Posted	Activity	Description	Income Cash	Principal Cash	Tax Cost
06/15/23	Asset Income	Interest Earned On Toyota Auto Recv 0.260% 5/15/25 \$0.00022/Pv On 13,480.76 Pv Due 6/15/23	2.92		
06/15/23	Sale	Paid Down 1,374.45 Par Value Of Toyota Auto Recv 0.260% 5/15/25 Trade Date 6/15/23		1,374.45	-1,374.20
06/15/23	Asset Income	Interest Earned On National Rural Mtn 3.450% 6/15/25 0.01725 USD/\$1 Pv On 85,000 Par Value Due 6/15/23	1,466.25		
06/16/23	Asset Income	Interest Earned On Gm Fin Cons Auto 0.680% 9/16/26 \$0.00057/Pv On 30,000.00 Pv Due 6/16/23	17.00		
06/16/23	Asset Income	Interest Earned On Gm Fin Cons Aut 3.100% 2/16/27 \$0.00258/Pv On 40,000.00 Pv Due 6/16/23	103.33		
06/16/23	Asset Income	Interest Earned On Gm Fin Cons Auto 1.260% 11/16/26 \$0.00105/Pv On 25,000.00 Pv Due 6/16/23	26.25		
06/16/23	Purchase	Purchased 180,000 Par Value Of U S Treasury Nt 3.625% 5/31/28 Trade Date 6/15/23 Purchased Through J.P. Morgan Securities LLC Purchased On The Off-Exchange Transactions - Li Swift External Ref#: 8316603133854996 180,000 Par Value At 98.53906111 %		-177,370.31	177,370.31
06/16/23	Purchase Accrued Interest	Paid Accrued Interest On Purchase Of U S Treasury Nt 3.625% 5/31/28 Income Debit 285.25- USD	-285.25		
06/16/23	Sale	Sold 250,000 Par Value Of F H L B Deb 3.375% 9/08/23 Trade Date 6/15/23 Sold Through Marketaxess Corp Sold On The Marketaxess Corporation Swift External Ref#: 8316603133854676 250,000 Par Value At 99.532 %		248,830.00	-253,613.50



SMALL CITIES ORGANIZED
ACCOUNT NUMBER: 001050986308

Page 23 of 33
June 1, 2023 to June 30, 2023

TRANSACTION DETAIL (continued)

Date Posted	Activity	Description	Income Cash	Principal Cash	Tax Cost
06/16/23	Sell Accrued Interest	Received Accrued Interest On Sale Of F H L B Deb 3.375% 9/08/23 Income Credit 2,296.88 USD	2,296.88		
06/20/23	Asset Income	Interest Earned On F N M A 0.500% 6/17/25 0.0025 USD/\$1 Pv On 260,000 Par Value Due 6/17/23	650.00		
06/20/23	Asset Income	Interest Earned On Verizon Master Tr 3.720% 7/20/27 \$0.00310/Pv On 45,000.00 Pv Due 6/20/23	139.50		
06/20/23	Asset Income	Interest Earned On Gm Fin Auto Lsng Tr 1.900% 3/20/25 \$0.00158/Pv On 80,000.00 Pv Due 6/20/23	126.67		
06/20/23	Asset Income	Interest Earned On Gm Fin Auto Lsng 3.420% 6/20/25 \$0.00285/Pv On 50,000.00 Pv Due 6/20/23	142.50		
06/20/23	Asset Income	Interest Earned On Honda Auto 0.370% 10/18/24 \$0.00031/Pv On 17,643.79 Pv Due 6/18/23	5.44		
06/20/23	Sale	Paid Down 2,619.72 Par Value Of Honda Auto 0.370% 10/18/24 Trade Date 6/18/23		2,619.72	-2,619.34
06/20/23	Asset Income	Interest Earned On Toyota Mtr Cr Mtn 1.125% 6/18/26 0.005625 USD/\$1 Pv On 130,000 Par Value Due 6/18/23	731.25		
06/20/23	Asset Income	Interest Earned On Bank Amer Corp Mtn 1.319% 6/19/26 0.006595 USD/\$1 Pv On 80,000 Par Value Due 6/19/23	527.60		
06/21/23	Asset Income	Interest Earned On Honda Auto Rec 0.880% 1/21/26 \$0.00073/Pv On 40,000.00 Pv Due 6/21/23	29.33		
06/21/23	Asset Income	Interest Earned On Honda Auto Rec Own 5.040% 4/21/27 \$0.00420/Pv On 40,000.00 Pv Due 6/21/23	168.00		



SMALL CITIES ORGANIZED
ACCOUNT NUMBER: 001050986308

Page 24 of 33
June 1, 2023 to June 30, 2023

TRANSACTION DETAIL (continued)

Date Posted	Activity	Description	Income Cash	Principal Cash	Tax Cost
06/22/23	Sale	Matured 830,000 Par Value Of U S Treasury Bill 6/22/23 Trade Date 6/22/23 830,000 Par Value At 100 %		820,775.13	-820,775.13
06/22/23	Asset Income	Interest Earned On U S Treasury Bill 6/22/23 830,000 Par Value At 100 %	9,224.87		
06/23/23	Fee	Trust Fees Collected Charged For Period 05/01/2023 Thru 05/31/2023		-104.17	
06/26/23	Asset Income	Interest Earned On Bmw Vehicle Lease 5.160% 11/25/25 \$0.00430/Pv On 20,000.00 Pv Due 6/25/23	86.00		
06/26/23	Asset Income	Interest Earned On Bmw Vehicle Lease 1.100% 3/25/25 \$0.00092/Pv On 36,661.79 Pv Due 6/25/23	33.61		
06/26/23	Sale	Paid Down 3,978.24 Par Value Of Bmw Vehicle Lease 1.100% 3/25/25 Trade Date 6/25/23		3,978.24	-3,977.65
06/26/23	Asset Income	Interest Earned On Bmw Veh Owner Tr 3.210% 8/25/26 \$0.00268/Pv On 40,000.00 Pv Due 6/25/23	107.00		
06/26/23	Asset Income	Interest Earned On Bmw Vehicle Lease 0.330% 12/26/24 \$0.00027/Pv On 18,896.21 Pv Due 6/25/23	5.20		
06/26/23	Sale	Paid Down 3,186.44 Par Value Of Bmw Vehicle Lease 0.330% 12/26/24 Trade Date 6/25/23		3,186.44	-3,186.11
06/26/23	Asset Income	Interest Earned On F H L M C Mitcl Mt 3.850% 5/25/28 \$0.00321/Pv On 295,000.00 Pv Due 6/25/23	946.46		



SMALL CITIES ORGANIZED
ACCOUNT NUMBER: 001050986308

Page 25 of 33
June 1, 2023 to June 30, 2023

TRANSACTION DETAIL (continued)

Date Posted	Activity	Description	Income Cash	Principal Cash	Tax Cost
06/26/23	Purchase	Purchased 830,000 Par Value Of U S Treasury Bill 9/21/23 Trade Date 6/23/23 Purchased Through Bmo Capital Markets Corp/Bonds Purchased On The Off-Exchange Transactions - Li Swift External Ref#: 8317403133874027 830,000 Par Value At 98.7566253 %		-819,679.99	819,679.99
06/27/23	Asset Income	Interest Earned On American Honda Mtn 2.400% 6/27/24 0.012 USD/\$1 Pv On 150,000 Par Value Due 6/27/23	1,800.00		
06/28/23	Purchase	Purchased 50,000 Par Value Of John Deere Owner Tr 5.240% 3/15/28 Trade Date 6/21/23 Purchased Through BofA Securities, Inc./Fxd Inc Swift External Ref#: 8317203133868120 50,000 Par Value At 99.98332 %		-49,991.66	49,991.66
06/29/23	Purchase	Purchased 200,000 Par Value Of U S Treasury Nt 3.625% 3/31/28 Trade Date 6/28/23 Purchased Through Nomura Securities Internationa Purchased On The Off-Exchange Transactions - Li Swift External Ref#: 8317903133882882 200,000 Par Value At 98.171875 %		-196,343.75	196,343.75
06/29/23	Purchase Accrued Interest	Paid Accrued Interest On Purchase Of U S Treasury Nt 3.625% 3/31/28 Income Debit 1,782.79- USD	-1,782.79		
06/29/23	Sale	Sold 175,000 Par Value Of U S Treasury Nt 2.250% 1/31/24 Trade Date 6/28/23 Sold Through Nomura Securities Internationa Sold On The Off-Exchange Transactions - Li Swift External Ref#: 8317903133882872 175,000 Par Value At 98.21484571 %		171,875.98	-174,425.78
06/29/23	Sell Accrued Interest	Received Accrued Interest On Sale Of U S Treasury Nt 2.250% 1/31/24 Income Credit 1,620.68 USD	1,620.68		



SMALL CITIES ORGANIZED
ACCOUNT NUMBER: 001050986308

Page 26 of 33
June 1, 2023 to June 30, 2023

TRANSACTION DETAIL (continued)

Date Posted	Activity	Description	Income Cash	Principal Cash	Tax Cost
06/30/23	Asset Income	Interest Earned On U S Treasury Nt 0.375% 12/31/25 0.001875 USD/\$1 Pv On 125,000 Par Value Due 6/30/23	234.38		
06/30/23	Asset Income	Interest Earned On U S Treasury Nt 3.250% 6/30/27 0.01625 USD/\$1 Pv On 175,000 Par Value Due 6/30/23	2,843.75		
06/30/23	Asset Income	Interest Earned On U S Treasury Nt 3.875% 12/31/27 0.019375 USD/\$1 Pv On 180,000 Par Value Due 6/30/23	3,487.50		
	Purchase	Combined Purchases For The Period 6/ 1/23 - 6/30/23 Of First Am Govt Ob Fd Cl Y		-961,666.86	961,666.86
	Sale	Combined Sales For The Period 6/ 1/23 - 6/30/23 Of First Am Govt Ob Fd Cl Y		1,708,035.55	-1,708,035.55
Ending Balance 06/30/2023			\$1,992,673.99	-\$1,992,673.99	\$17,946,823.12



SMALL CITIES ORGANIZED
ACCOUNT NUMBER: 001050986308

Page 27 of 33
June 1, 2023 to June 30, 2023

SALE/MATURITY SUMMARY

	Settlement Date	Description	Tax Cost	Proceeds	Estimated Gain/Loss
Cash and Equivalents					
U S Treasury Bill					
06/22/2023					
912796ZQ5					
	06/22/23	Matured 830,000 Par Value Trade Date 6/22/23 830,000 Par Value At 100 %	-820,775.13	820,775.13	
Total Cash and Equivalents			-\$820,775.13	\$820,775.13	\$0.00
Taxable Bonds					
Bmw Vehicle Lease Trust					
0.330 12/26/2024					
09690AAC7					
	06/26/23	Paid Down 3,186.44 Par Value Trade Date 6/25/23	-3,186.11	3,186.44	0.33
Bmw Vehicle Lease Trust 2022 1					
A B S Ser 2022 1 CI A3					
03/25/2025 Var					
BVL1325					
	06/26/23	Paid Down 3,978.24 Par Value Trade Date 6/25/23	-3,977.65	3,978.24	0.59



SMALL CITIES ORGANIZED
ACCOUNT NUMBER: 001050986308

Page 28 of 33
June 1, 2023 to June 30, 2023

SALE/MATURITY SUMMARY (continued)

Settlement Date	Description	Tax Cost	Proceeds	Estimated Gain/Loss
Federal Home Loan Bks				
3.375 09/08/2023				
313383YJ4				
06/16/23	Sold 250,000 Par Value Trade Date 6/15/23 Sold Through Marketaxess Corp Sold On The Marketaxess Corporation Swift External Ref#: 8316603133854676 250,000 Par Value At 99.532 %	-253,613.50	248,830.00	-4,783.50
Honda Auto Receivables Owner				
A B S Ser 2020 3 CI A3				
0.370 10/18/2024				
HA00324				
06/20/23	Paid Down 2,619.72 Par Value Trade Date 6/18/23	-2,619.34	2,619.72	0.38
Htundai Auto Rec Tr				
A B S Ser 2021 B CI A 3				
0.380 01/15/2026				
HAR0326				
06/15/23	Paid Down 6,356.71 Par Value Trade Date 6/15/23	-6,355.31	6,356.71	1.40
Hyundai Auto Rec Tr				
A B S Ser 2021 A CI A3				
09/15/2025 Var				
HAR0325				
06/15/23	Paid Down 2,769.42 Par Value Trade Date 6/15/23	-2,769.13	2,769.42	0.29



SMALL CITIES ORGANIZED
ACCOUNT NUMBER: 001050986308

Page 29 of 33
June 1, 2023 to June 30, 2023

SALE/MATURITY SUMMARY (continued)

	Settlement Date	Description	Tax Cost	Proceeds	Estimated Gain/Loss
John Deere Own A B S Ser 2021 B CI A 3 03/16/2026 Var JDO0926	06/15/23	Paid Down 2,602.43 Par Value Trade Date 6/15/23	-2,602.20	2,602.43	0.23
John Deere Owner Tr A B S Ser 2020 B CI A3 11/15/2024 Var JDO0524	06/15/23	Paid Down 431.96 Par Value Trade Date 6/15/23	-431.90	431.96	0.06
John Deere Owner Trust C M O Ser 2021 A CI A3 0.360 09/15/2025 JDO0425	06/15/23	Paid Down 1,798.9 Par Value Trade Date 6/15/23	-1,798.55	1,798.90	0.35
Mercedes Benz Auto Lease A B S Ser 2021 B CI A3 0.400 11/15/2024 58769KAD6	06/15/23	Paid Down 5,478.07 Par Value Trade Date 6/15/23	-5,477.66	5,478.07	0.41



SMALL CITIES ORGANIZED
ACCOUNT NUMBER: 001050986308

Page 30 of 33
June 1, 2023 to June 30, 2023

SALE/MATURITY SUMMARY (continued)

	Settlement Date	Description	Tax Cost	Proceeds	Estimated Gain/Loss
Toyota Auto Receivables					
A B S Ser 2020 A CI A3					
1.660 05/15/2024					
TA11624					
	06/15/23	Paid Down 392.49 Par Value Cmo Final Paydown	-401.54	392.49	-9.05
Toyota Auto Recv Tr					
A B S Ser 2020 C CI A3					
10/15/2024 Var					
TAR0424					
	06/15/23	Paid Down 2,350.3 Par Value Trade Date 6/15/23	-2,350.12	2,350.30	0.18
Toyota Auto Recv Tr					
A B S Ser 2021 A CI A3					
05/15/2025 Var					
TAR0325A					
	06/15/23	Paid Down 1,374.45 Par Value Trade Date 6/15/23	-1,374.20	1,374.45	0.25



SMALL CITIES ORGANIZED
ACCOUNT NUMBER: 001050986308

Page 31 of 33
June 1, 2023 to June 30, 2023

SALE/MATURITY SUMMARY (continued)

Settlement Date	Description	Tax Cost	Proceeds	Estimated Gain/Loss
U S Treasury Note 2.250 01/31/2024 912828V80				
06/29/23	Sold 175,000 Par Value Trade Date 6/28/23 Sold Through Nomura Securities International Sold On The Off-Exchange Transactions - Li Swift External Ref#: 8317903133882872 175,000 Par Value At 98.21484571 %	-174,425.78	171,875.98	-2,549.80
Total Taxable Bonds		-\$461,382.99	\$454,045.11	-\$7,337.88
Total Sales & Maturities		-\$1,282,158.12	\$1,274,820.24	-\$7,337.88

SALE/MATURITY SUMMARY MESSAGES

Estimated Year-To-Date Long-Term Gain (Loss): (\$5,004.12)

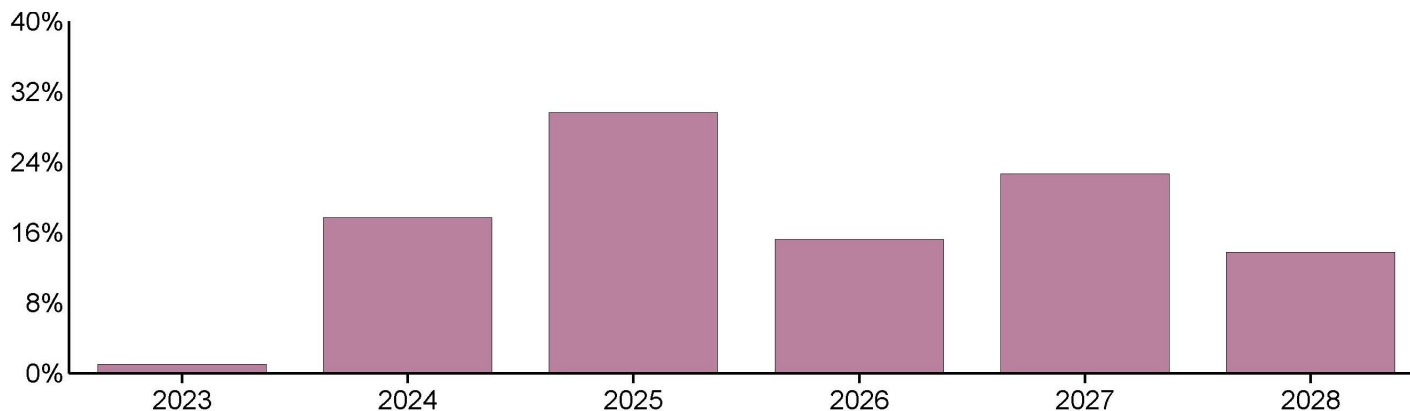
Estimates should not be used for tax purposes



SMALL CITIES ORGANIZED
ACCOUNT NUMBER: 001050986308

Page 32 of 33
June 1, 2023 to June 30, 2023

BOND SUMMARY



	Par Value	Market Value	Percentage of Category
MATURITY			
2023	150,000.00	148,761.00	1.03
2024	2,664,680.21	2,579,001.91	17.70
2025	4,599,814.30	4,321,781.68	29.66
2026	2,424,671.64	2,219,971.73	15.23
2027	3,475,000.00	3,301,569.20	22.65
2028	2,045,000.00	2,001,241.40	13.73
Total of Category	\$15,359,166.15	\$14,572,326.92	100.00

MOODY'S RATING			
Aaa	10,555,137.87	10,024,408.04	68.80
Aa2	335,000.00	318,240.00	2.18
Aa3	285,000.00	275,911.35	1.89
A1	1,190,000.00	1,119,502.10	7.68
A2	1,130,000.00	1,075,069.60	7.38
A3	825,000.00	772,902.85	5.30



SMALL CITIES ORGANIZED
ACCOUNT NUMBER: 001050986308

Page 33 of 33
June 1, 2023 to June 30, 2023

BOND SUMMARY (continued)

	Par Value	Market Value	Percentage of Category
N/A	1,039,028.28	986,292.98	6.77
Total of Category	\$15,359,166.15	\$14,572,326.92	100.00

S&P RATING

AAA	1,371,265.93	1,312,460.98	9.01
AA+	3,765,000.00	3,585,556.70	24.61
AA	400,000.00	379,201.05	2.60
AA-	330,000.00	314,711.50	2.16
A+	425,000.00	394,361.80	2.71
A	1,345,000.00	1,282,978.65	8.79
A-	1,265,000.00	1,190,372.90	8.17
N/A	6,457,900.22	6,112,683.34	41.95
Total of Category	\$15,359,166.15	\$14,572,326.92	100.00

BOND SUMMARY MESSAGES

Data contained within this section excluded Mutual Funds, Exchange Traded Funds, and Closed-Ended Funds.

Glossary

Accretion - The accumulation of the value of a discounted bond until maturity.

Adjusted Prior Market Realized Gain/Loss - The difference between the proceeds and the Prior Market Value of the transaction.

Adjusted Prior Market Unrealized Gain/Loss - The difference between the Market Value and the Adjusted Prior Market Value.

Adjusted Prior Market Value - A figure calculated using the beginning Market Value for the fiscal year, adjusted for all asset related transactions during the period, employing an average cost methodology.

Amortization - The decrease in value of a premium bond until maturity.

Asset - Anything owned that has commercial exchange value. Assets may consist of specific property or of claims against others, in contrast to obligations due to others (liabilities).

Bond Rating - A measurement of a bond's quality based upon the issuer's financial condition. Ratings are assigned by independent rating services, such as Moody's, or S&P, and reflect their opinion of the issuer's ability to meet the scheduled interest and principal repayments for the bond.

Cash - Cash activity that includes both income and principal cash categories.

Change in Unrealized Gain/Loss - Also reported as Gain/Loss in Period in the Asset Detail section. This figure shows the market appreciation (depreciation) for the current period.

Cost Basis (Book Value) - The original price of an asset, normally the purchase price or appraised value at the time of acquisition. Book Value method maintains an average cost for each asset.

Cost Basis (Tax Basis) - The original price of an asset, normally the purchase price or appraised value at the time of acquisition. Tax Basis uses client determined methods such as Last-In-First-Out (LIFO), First-In-First-Out (FIFO), Average, Minimum Gain, and Maximum Gain.

Ending Accrual - (Also reported as Accrued Income) Income earned but not yet received, or expenses incurred but not yet paid, as of the end of the reporting period.

Estimated Annual Income - The amount of income a particular asset is anticipated to earn over the next year. The shares multiplied by annual income rate.

Estimated Current Yield - The annual rate of return on an investment expressed as a percentage. For stocks, yield is calculated by taking the annual dividend payments divided by the stock's current share price. For bonds, yield is calculated by the coupon rate divided by the bond's market price.

Ex-Dividend Date - (Also reported as Ex-Date) For stock trades, the person who owns the security on the ex-dividend date will earn the dividend, regardless of who currently owns the stock.

Income Cash - A category of cash comprised of ordinary earnings derived from investments, usually dividends and interest.

Market Value - The price per unit multiplied by the number of units.

Maturity Date - The date on which an obligation or note matures.

Payable Date - The date on which a dividend, mutual fund distribution, or interest on a bond will be made.

Principal Cash - A category of cash comprised of cash, deposits, cash withdrawals and the cash flows generated from purchases or sales of investments.

Realized Gain/Loss Calculation - The Proceeds less the Cost Basis of a transaction.

Settlement Date - The date on which a trade settles and cash or securities are credited or debited to the account.

Trade Date - The date a trade is legally entered into.

Unrealized Gain/Loss - The difference between the Market Value and Cost Basis at the end of the current period.

Yield on/at Market - The annual rate of return on an investment expressed as a percentage. For stocks, yield is calculated by the annual dividend payments divided by the stock's current share price. For bonds, yield is calculated by the coupon rate divided by the bond's market price.

The terms defined in this glossary are only for use when reviewing your account statement. Please contact your Relationship Manager with any questions.



QUESTIONS?

If you have any questions regarding your account or this statement, please contact your Administrator.

SAMIR SOMERVILLE-POWEL
CN-OH-W5IT
CN-OH-W5IT
425 WALNUT STREET
CINCINNATI OH 45202
Phone 513-629-8204
E-mail samir.somervillepowell@usbank.com

Portfolio Manager:
TS PRT RC #1 - AUTO
CN-OH-W6TC

ACCOUNT NUMBER: 001050986308
SMALL CITIES ORGANIZED RISK EFFORT

This statement is for the period from July 1, 2023 to July 31, 2023



000001881 05 SP 000638527135692 P
SMALL CITIES ORGANIZED RISK EFFORT
2180 HARVARD STREET, SUITE 460
SACRAMENTO, CA 95815-3329



TABLE OF CONTENTS

Schedule	Page
Market Value Summary	1
Asset Summary	2
Income Summary	3
Cash Summary	4
Asset Detail	5
Transaction Detail	20
Sale/Maturity Summary	27
Bond Summary	32

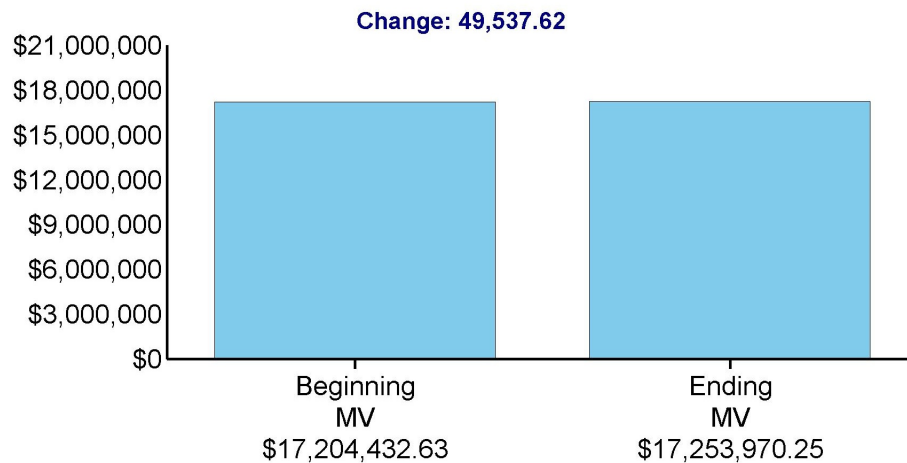


SMALL CITIES ORGANIZED
ACCOUNT NUMBER: 001050986308

Page 1 of 33
July 1, 2023 to July 31, 2023

MARKET VALUE SUMMARY

	Current Period 07/01/23 to 07/31/23
Beginning Market Value	\$17,204,432.63
Taxable Interest	29,795.70
Fees and Expenses	-1,835.30
Long Term Gains/Losses	-13,682.75
Change in Investment Value	35,259.97
Ending Market Value	\$17,253,970.25



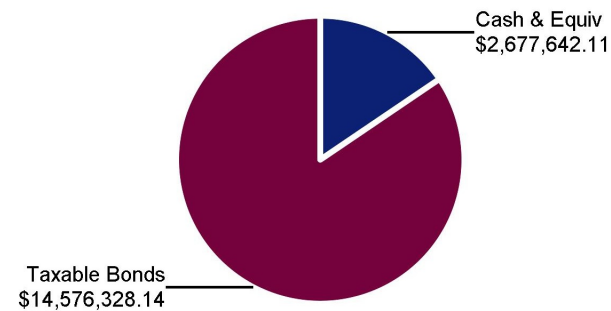


SMALL CITIES ORGANIZED
ACCOUNT NUMBER: 001050986308

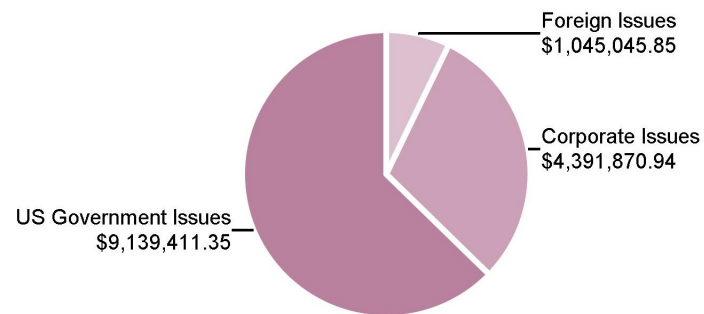
Page 2 of 33
July 1, 2023 to July 31, 2023

ASSET SUMMARY

Assets	Current Period Market Value	% of Total	Estimated Annual Income
Cash & Equivalents	2,677,642.11	15.50	138,803.50
Taxable Bonds	14,576,328.14	84.50	360,648.04
Total Market Value	\$17,253,970.25	100.00	\$499,451.54



Fixed Income Summary





SMALL CITIES ORGANIZED
ACCOUNT NUMBER: 001050986308

Page 3 of 33
July 1, 2023 to July 31, 2023

INCOME SUMMARY

	Income Received Current Period
Taxable Interest	29,795.70
Total Current Period Income	\$29,795.70



SMALL CITIES ORGANIZED
ACCOUNT NUMBER: 001050986308

Page 4 of 33
July 1, 2023 to July 31, 2023

CASH SUMMARY

	Principal Cash	Income Cash	Total Cash
Beginning Cash 07/01/2023	-\$1,992,673.99	\$1,992,673.99	\$0.00
Taxable Interest		29,795.70	29,795.70
Fees and Expenses	-1,835.30		-1,835.30
Purchases	-1,135,224.57		-1,135,224.57
Sales	1,153,738.47		1,153,738.47
Net Money Market Activity	-46,474.30		-46,474.30
Ending Cash 07/31/2023	-\$2,022,469.69	\$2,022,469.69	\$0.00



SMALL CITIES ORGANIZED
ACCOUNT NUMBER: 001050986308

Page 5 of 33
July 1, 2023 to July 31, 2023

ASSET DETAIL

Security Description

Shares/Face Amt	Price	Market Value	Tax Cost	Unrealized Gain/Loss	Percent of Total Portfolio	Estimated Annual Income	Estimated Current Yield
Cash & Equivalents							
Cash/Money Market							
First American Government - 31846V203 Oblig Fd Cl Y #3763							
207,894.110	1.0000	207,894.11	207,894.11	0.00	1.2	10,246.87	4.93
U S Treasury Bill - 912796Z51 08/31/2023							
830,000.000	99.5620	826,364.60	820,235.80	6,128.80	4.8	42,682.75	5.16
U S Treasury Bill - 912796CR8 09/21/2023							
830,000.000	99.2550	823,816.50	819,679.99	4,136.51	4.8	42,817.63	5.20
U S Treasury Bill - 912797FC6 10/26/2023							
830,000.000	98.7430	819,566.90	819,424.24	142.66	4.8	43,056.25	5.25
Total Cash/Money Market		\$2,677,642.11	\$2,667,234.14	\$10,407.97	15.5	\$138,803.50	
Cash							
Principal Cash		-2,022,469.69	-2,022,469.69		-11.7		
Income Cash		2,022,469.69	2,022,469.69		11.7		
Total Cash		\$0.00	\$0.00	\$0.00	0.0	\$0.00	
Total Cash & Equivalents		\$2,677,642.11	\$2,667,234.14	\$10,407.97	15.5	\$138,803.50	



SMALL CITIES ORGANIZED
ACCOUNT NUMBER: 001050986308

Page 6 of 33
July 1, 2023 to July 31, 2023

ASSET DETAIL (continued)

Security Description

	Shares/Face Amt	Price	Market Value	Tax Cost	Unrealized Gain/Loss	Percent of Total Portfolio	Estimated Annual Income	Estimated Current Yield
Taxable Bonds								
US Government Issues								
F N M A - 3135G0V34 2.500 02/05/2024	125,000.000	98.4930	123,116.25	124,521.25	-1,405.00	0.7	3,125.00	2.54
U S Treasury Note - 912828WJ5 2.500 05/15/2024	150,000.000	97.7580	146,637.00	154,136.72	-7,499.72	0.8	3,750.00	2.56
Federal Home Loan Bks - 3130A1XJ2 2.875 06/14/2024	230,000.000	97.8320	225,013.60	239,917.60	-14,904.00	1.3	6,612.50	2.94
Federal Farm Credit Bks - 3133EKWV4 1.850 07/26/2024	150,000.000	96.4830	144,724.50	151,448.40	-6,723.90	0.8	2,775.00	1.92
Federal Home Loan Bks - 3130A2UW4 2.875 09/13/2024	200,000.000	97.2780	194,556.00	211,539.00	-16,983.00	1.1	5,750.00	2.95
U S Treasury Note - 912828YH7 1.500 09/30/2024	300,000.000	95.7190	287,157.00	297,509.76	-10,352.76	1.7	4,500.00	1.57
F N M A - 3135G0W66 1.625 10/15/2024	175,000.000	95.7140	167,499.50	173,547.50	-6,048.00	1.0	2,843.75	1.70
U S Treasury Note - 9128283J7 2.125 11/30/2024	275,000.000	95.9960	263,989.00	279,733.40	-15,744.40	1.5	5,843.75	2.21
F N M A - 3135G0X24 1.625 01/07/2025	235,000.000	95.1240	223,541.40	239,814.00	-16,272.60	1.3	3,818.75	1.71



SMALL CITIES ORGANIZED
ACCOUNT NUMBER: 001050986308

Page 7 of 33
July 1, 2023 to July 31, 2023

ASSET DETAIL (continued)

Security Description

	Shares/Face Amt	Price	Market Value	Tax Cost	Unrealized Gain/Loss	Percent of Total Portfolio	Estimated Annual Income	Estimated Current Yield
F H L M C - 3137EAEPO 1.500 02/12/2025	260,000.000	94.7190	246,269.40	259,799.80	-13,530.40	1.4	3,900.00	1.58
U S Treasury Note - 912828J27 2.000 02/15/2025	175,000.000	95.3710	166,899.25	185,903.32	-19,004.07	1.0	3,500.00	2.10
U S Treasury Note - 912828ZC7 1.125 02/28/2025	50,000.000	93.9810	46,990.50	50,992.19	-4,001.69	0.3	562.50	1.20
Federal Home Loan Bks - 3130A4CH3 2.375 03/14/2025	225,000.000	95.7040	215,334.00	237,998.25	-22,664.25	1.2	5,343.75	2.48
Federal Home Loan Bks - 3130AJHU6 0.500 04/14/2025	150,000.000	92.7160	139,074.00	149,800.80	-10,726.80	0.8	750.00	0.54
F N M A Deb - 3135G03U5 0.625 04/22/2025	105,000.000	92.6980	97,332.90	104,783.70	-7,450.80	0.6	656.25	0.67
F N M A - 3135G04Z3 0.500 06/17/2025	260,000.000	92.0300	239,278.00	259,461.80	-20,183.80	1.4	1,300.00	0.54
F H L M C M T N - 3137EAEU9 0.375 07/21/2025	140,000.000	91.5380	128,153.20	139,302.80	-11,149.60	0.7	525.00	0.41
F N M A - 3135G05X7 0.375 08/25/2025	220,000.000	91.1830	200,602.60	218,970.40	-18,367.80	1.2	825.00	0.41
F H L M C M T N - 3137EAEX3 0.375 09/23/2025	200,000.000	90.9820	181,964.00	199,398.00	-17,434.00	1.1	750.00	0.41



SMALL CITIES ORGANIZED
ACCOUNT NUMBER: 001050986308

Page 8 of 33
July 1, 2023 to July 31, 2023

ASSET DETAIL (continued)

Security Description

	Shares/Face Amt	Price	Market Value	Tax Cost	Unrealized Gain/Loss	Percent of Total Portfolio	Estimated Annual Income	Estimated Current Yield
U S Treasury Note - 91282CFP1 4.250 10/15/2025	220,000.000	98.8520	217,474.40	221,332.03	-3,857.63	1.3	9,350.00	4.30
F N M A - 3135G06G3 0.500 11/07/2025	215,000.000	90.7570	195,127.55	214,230.30	-19,102.75	1.1	1,075.00	0.55
U S Treasury Note - 91282CAZ4 0.375 11/30/2025	300,000.000	90.4810	271,443.00	300,093.75	-28,650.75	1.6	1,125.00	0.41
Federal Home Loan Bks - 3130ATUC9 4.500 12/12/2025	300,000.000	99.5310	298,593.00	302,262.00	-3,669.00	1.7	13,500.00	4.52
U S Treasury Note - 91282CBC4 0.375 12/31/2025	125,000.000	90.3280	112,910.00	124,882.81	-11,972.81	0.7	468.75	0.41
U S Treasury Note - 91282CBT7 0.750 03/31/2026	300,000.000	90.5350	271,605.00	297,597.66	-25,992.66	1.6	2,250.00	0.83
U S Treasury Note - 91282CBW0 0.750 04/30/2026	150,000.000	90.2230	135,334.50	149,009.77	-13,675.27	0.8	1,125.00	0.83
U S Treasury Note - 91282CCP4 0.625 07/31/2026	125,000.000	89.2580	111,572.50	123,813.48	-12,240.98	0.6	781.25	0.70
U S Treasury Note - 91282CCW9 08/31/2026 Var	350,000.000	89.3630	312,770.50	346,279.30	-33,508.80	1.8	2,625.00	0.84
U S Treasury Note - 91282CDG3 1.125 10/31/2026	325,000.000	90.0740	292,740.50	322,884.77	-30,144.27	1.7	3,656.25	1.25



SMALL CITIES ORGANIZED
ACCOUNT NUMBER: 001050986308

Page 9 of 33
July 1, 2023 to July 31, 2023

ASSET DETAIL (continued)

Security Description

	Shares/Face Amt	Price	Market Value	Tax Cost	Unrealized Gain/Loss	Percent of Total Portfolio	Estimated Annual Income	Estimated Current Yield
U S Treasury Note - 912828V98 2.250 02/15/2027	200,000.000	93.0630	186,126.00	187,695.31	-1,569.31	1.1	4,500.00	2.42
U S Treasury Note - 91282CEF4 2.500 03/31/2027	200,000.000	93.7660	187,532.00	185,734.38	1,797.62	1.1	5,000.00	2.67
U S Treasury Note - 91282CEN7 2.750 04/30/2027	340,000.000	94.4880	321,259.20	332,193.75	-10,934.55	1.9	9,350.00	2.91
U S Treasury Note - 91282CEW7 3.250 06/30/2027	175,000.000	96.1680	168,294.00	177,460.94	-9,166.94	1.0	5,687.50	3.38
U S Treasury Note - 91282CFH9 08/31/2027	120,000.000	95.6210	114,745.20	118,692.19	-3,946.99	0.7	3,750.00	3.27
U S Treasury Note - 91282CFM8 4.125 09/30/2027	150,000.000	99.3440	149,016.00	149,531.25	-515.25	0.9	6,187.50	4.15
U S Treasury Note - 91282CFU0 4.125 10/31/2027	220,000.000	99.3630	218,598.60	224,357.03	-5,758.43	1.3	9,075.00	4.15
U S Treasury Note - 9128283F5 2.250 11/15/2027	200,000.000	92.1090	184,218.00	184,875.00	-657.00	1.1	4,500.00	2.44
U S Treasury Note - 91282CGC9 3.875 12/31/2027	180,000.000	98.4770	177,258.60	183,171.09	-5,912.49	1.0	6,975.00	3.93
U S Treasury Note - 91282CGH8 3.500 01/31/2028	220,000.000	96.9960	213,391.20	213,125.00	266.20	1.2	7,700.00	3.61

SMALL CITIES ORGANIZED
ACCOUNT NUMBER: 001050986308Page 10 of 33
July 1, 2023 to July 31, 2023**ASSET DETAIL (continued)****Security Description**

	Shares/Face Amt	Price	Market Value	Tax Cost	Unrealized Gain/Loss	Percent of Total Portfolio	Estimated Annual Income	Estimated Current Yield
U S Treasury Note - 9128283W8 2.750 02/15/2028	230,000.000	93.8910	215,949.30	213,639.45	2,309.85	1.3	6,325.00	2.93
Federal Home Loan Bks - 3130ATS57 4.500 03/10/2028	275,000.000	100.4140	276,138.50	283,109.75	-6,971.25	1.6	12,375.00	4.48
U S Treasury Note - 91282CGT2 3.625 03/31/2028	200,000.000	97.5310	195,062.00	196,343.75	-1,281.75	1.1	7,250.00	3.72
U S Treasury Note - 91282CHA2 3.500 04/30/2028	220,000.000	96.9960	213,391.20	220,275.00	-6,883.80	1.2	7,700.00	3.61
F H L M C Multiclass Mtg Partn - 3137FG6X8 C M O Ser K077 CI A2 05/25/2028 Var	295,000.000	96.1940	283,772.30	289,583.98	-5,811.68	1.6	11,357.50	4.00
U S Treasury Note - 91282CHE4 3.625 05/31/2028	180,000.000	97.6090	175,696.20	177,370.31	-1,674.11	1.0	6,525.00	3.71
Federal Home Loan Bks - 3130AWMN7 4.375 06/09/2028	200,000.000	100.6300	201,260.00	200,900.00	360.00	1.2	8,750.00	4.35
Total US Government Issues			\$9,139,411.35	\$9,619,022.74	-\$479,611.39	53.0	\$216,095.00	

Corporate Issues

Apple Inc - 037833CU2 2.850 05/11/2024	150,000.000	98.0490	147,073.50	150,888.00	-3,814.50	0.9	4,275.00	2.91
Amazon Com Inc - 023135BW5 0.450 05/12/2024	95,000.000	96.1500	91,342.50	94,861.30	-3,518.80	0.5	427.50	0.47



SMALL CITIES ORGANIZED
ACCOUNT NUMBER: 001050986308

Page 11 of 33
July 1, 2023 to July 31, 2023

ASSET DETAIL (continued)

Security Description

	Shares/Face Amt	Price	Market Value	Tax Cost	Unrealized Gain/Loss	Percent of Total Portfolio	Estimated Annual Income	Estimated Current Yield
American Honda Finance - 02665WCZ2 Medium Term Note 2.400 06/27/2024	150,000.000	97.1810	145,771.50	149,373.00	-3,601.50	0.8	3,600.00	2.47
Salesforce Com Inc - 79466LAG9 0.625 07/15/2024	25,000.000	95.5340	23,883.50	24,987.25	-1,103.75	0.1	156.25	0.65
Toyota Auto Recv Tr - 89237VAB5 A B S Ser 2020 C Cl A3 10/15/2024 Var	5,049.720	99.4790	5,023.41	5,049.33	-25.92	0.0	22.22	0.44
Honda Auto Receivables Owner - 43813KAC6 A B S Ser 2020 3 Cl A3 0.370 10/18/2024	12,456.190	98.7930	12,305.84	12,454.36	-148.52	0.1	46.09	0.38
John Deere Owner Tr - 47787NAC3 A B S Ser 2020 B Cl A3 11/15/2024 Var	1,052.470	99.4440	1,046.62	1,052.31	-5.69	0.0	5.37	0.51
Mercedes Benz Auto Lease - 58769KAD6 A B S Ser 2021 B Cl A3 0.400 11/15/2024	34,332.600	98.6910	33,883.19	34,330.00	-446.81	0.2	137.33	0.40
Bmw Vehicle Lease Trust - 09690AAC7 0.330 12/26/2024	12,524.690	99.0300	12,403.20	12,523.39	-120.19	0.1	41.33	0.33
Ace Ina Holding - 00440EAS6 3.150 03/15/2025	140,000.000	96.6430	135,300.20	152,899.60	-17,599.40	0.8	4,410.00	3.26
Exxon Mobil Corporation - 30231GBH4 2.992 03/19/2025	140,000.000	96.5150	135,121.00	152,733.00	-17,612.00	0.8	4,188.80	3.10



SMALL CITIES ORGANIZED
ACCOUNT NUMBER: 001050986308

Page 12 of 33
July 1, 2023 to July 31, 2023



ASSET DETAIL (continued)

Security Description

	Shares/Face Amt	Price	Market Value	Tax Cost	Unrealized Gain/Loss	Percent of Total Portfolio	Estimated Annual Income	Estimated Current Yield
Gm Fin Auto Lsng Tr - 36265MAC9 A B S Ser 2022 1 CI A 3 1.900 03/20/2025	80,000.000	98.4060	78,724.80	79,999.31	-1,274.51	0.5	1,520.00	1.93
Bmw Vehicle Lease Trust 2022 1 - 05601XAC3 A B S Ser 2022 1 CI A3 03/25/2025 Var	28,856.710	98.4940	28,422.13	28,852.39	-430.26	0.2	317.42	1.12
Caterpillar Finl Service - 14913R2V8 Medium Term Note 3.400 05/13/2025	55,000.000	97.0250	53,363.75	54,930.15	-1,566.40	0.3	1,870.00	3.50
Toyota Auto Recv Tr - 89240BAC2 A B S Ser 2021 A CI A3 05/15/2025 Var	10,804.700	98.0350	10,592.39	10,802.69	-210.30	0.1	28.09	0.26
Qualcomm Inc - 747525AF0 3.450 05/20/2025	140,000.000	97.0850	135,919.00	155,689.80	-19,770.80	0.8	4,830.00	3.55
National Rural Utils Coop Fin - 63743HFE7 Medium Term Note 3.450 06/15/2025	85,000.000	96.3880	81,929.80	84,750.55	-2,820.75	0.5	2,932.50	3.58
Gm Fin Auto Lsng Tr 2022 2 - 36266FAC3 A B S Ser 2022 2 CI A 3 06/20/2025 Var	50,000.000	98.4500	49,225.00	49,994.79	-769.79	0.3	1,710.00	3.47
Hyundai Auto Rec Tr - 44933LAC7 A B S Ser 2021 A CI A3 09/15/2025 Var	26,864.550	97.5510	26,206.64	26,861.73	-655.09	0.2	102.09	0.39



SMALL CITIES ORGANIZED
ACCOUNT NUMBER: 001050986308

Page 13 of 33
July 1, 2023 to July 31, 2023

ASSET DETAIL (continued)

Security Description

Shares/Face Amt	Price	Market Value	Tax Cost	Unrealized Gain/Loss	Percent of Total Portfolio	Estimated Annual Income	Estimated Current Yield	
John Deere Owner Trust - 47788UAC6 C M O Ser 2021 A CI A3 0.360 09/15/2025	23,807.900	97.2840	23,161.28	23,803.33	-642.05	0.1	85.71	0.37
Bmw Vehicle Lease - 05593AAC3 A B S Ser 2023 1 CI A 3 5.160 11/25/2025	20,000.000	99.4120	19,882.40	19,999.52	-117.12	0.1	1,032.00	5.19
Htundai Auto Rec Tr - 44934KAC8 A B S Ser 2021 B CI A 3 0.380 01/15/2026	80,082.130	96.9280	77,622.01	80,064.46	-2,442.45	0.4	304.31	0.39
Honda Auto Rec Ownr Tr 2021 4 - 43815GAC3 A B S Ser 2021 4 CI A3 01/21/2026 Var	38,996.090	96.3360	37,567.27	38,987.87	-1,420.60	0.2	343.17	0.91
State Str Corp - 857477BR3 1.746 02/06/2026	40,000.000	93.7680	37,507.20	40,000.00	-2,492.80	0.2	698.40	1.86
John Deere Own - 47789QAC4 A B S Ser 2021 B CI A 3 03/16/2026 Var	41,350.470	96.0320	39,709.68	41,346.78	-1,637.10	0.2	215.02	0.54
Jpmorgan Chase Co - 46647PBK1 2.083 04/22/2026	50,000.000	94.0420	47,021.00	51,594.50	-4,573.50	0.3	1,041.50	2.21
Honda Auto Rec Ownr Tr - 43815BAC4 A B S Ser 2022 1 CI A 3 1.880 05/15/2026	65,000.000	95.9000	62,335.00	64,990.22	-2,655.22	0.4	1,222.00	1.96
Hyundai Auto Rec Tr - 44935FAD6 A B S Ser 2021 C CI A3 0.740 05/15/2026	29,335.310	96.3680	28,269.85	29,328.76	-1,058.91	0.2	217.08	0.77



SMALL CITIES ORGANIZED
ACCOUNT NUMBER: 001050986308

Page 14 of 33
July 1, 2023 to July 31, 2023

ASSET DETAIL (continued)

Security Description

	Shares/Face Amt	Price	Market Value	Tax Cost	Unrealized Gain/Loss	Percent of Total Portfolio	Estimated Annual Income	Estimated Current Yield
Unitedhealth Group Inc - 91324PEC2 1.150 05/15/2026	175,000.000	90.5310	158,429.25	173,020.70	-14,591.45	0.9	2,012.50	1.27
Toyota Mtr Cr Corp - 89236TJK2 Medium Term Note 1.125 06/18/2026	130,000.000	89.8810	116,845.30	129,942.80	-13,097.50	0.7	1,462.50	1.25
Bank Amer Corp Sr - 06051GJD2 Medium Term Note 06/19/2026 Var	80,000.000	91.8670	73,493.60	77,319.60	-3,826.00	0.4	1,055.20	1.44
Bmw Veh Owner Tr - 05602RAD3 A B S Ser 2022 A CI A 3 08/25/2026 Var	40,000.000	97.4840	38,993.60	39,997.92	-1,004.32	0.2	1,284.00	3.29
John Deere Owner Tr - 47787JAC2 A B S Ser 2022 CI A 3 09/15/2026 Var	50,000.000	96.5510	48,275.50	49,988.94	-1,713.44	0.3	1,160.00	2.40
Toyota At Rec Own Tr - 89238FAD5 A B S Ser 2022 B CI A 3 09/15/2026 Var	45,000.000	96.9420	43,623.90	44,998.95	-1,375.05	0.3	1,318.50	3.02
Gm Fin Cons Auto Rec Tr - 362554AC1 A B S Ser 2021 4 CI A 3 0.680 09/16/2026	28,986.090	95.8830	27,792.73	28,985.36	-1,192.63	0.2	197.11	0.71
Walmart Inc - 931142ER0 1.050 09/17/2026	30,000.000	89.6030	26,880.90	29,943.30	-3,062.40	0.2	315.00	1.17
Hyundai Auto Rec Tr - 448977AD0 A B S Ser 2022 A CI A3 10/15/2026 Var	35,000.000	96.4150	33,745.25	34,998.65	-1,253.40	0.2	777.00	2.30



SMALL CITIES ORGANIZED
ACCOUNT NUMBER: 001050986308

Page 15 of 33
July 1, 2023 to July 31, 2023

ASSET DETAIL (continued)

Security Description

	Shares/Face Amt	Price	Market Value	Tax Cost	Unrealized Gain/Loss	Percent of Total Portfolio	Estimated Annual Income	Estimated Current Yield
Honeywell International - 438516BL9 2.500 11/01/2026	180,000.000	93.4790	168,262.20	168,229.80	32.40	1.0	4,500.00	2.67
Gm Fin Cons Auto Rec - 380146AC4 A B S Ser 2022 1 CI A3 1.260 11/16/2026	25,000.000	95.7800	23,945.00	24,997.83	-1,052.83	0.1	315.00	1.32
Target Corp - 87612EBM7 1.950 01/15/2027	70,000.000	91.7910	64,253.70	69,881.00	-5,627.30	0.4	1,365.00	2.12
Gm Fin Cons Aut Rec Tr - 362585AC5 A B S Ser 2022 2 CI A 3 02/16/2027 Var	40,000.000	97.0590	38,823.60	39,991.64	-1,168.04	0.2	1,240.00	3.19
John Deere Ownr Tr - 47800AAC4 A B S Ser 2022 B CI A3 02/16/2027 Var	50,000.000	97.2960	48,648.00	49,995.23	-1,347.23	0.3	1,870.00	3.84
Charles Schwab Corp - 808513BY0 2.450 03/03/2027	150,000.000	90.3190	135,478.50	147,699.00	-12,220.50	0.8	3,675.00	2.71
Berkshire Hathaway Fin - 084664CZ2 2.300 03/15/2027	115,000.000	93.0220	106,975.30	114,978.15	-8,002.85	0.6	2,645.00	2.47
Blackrock Inc - 09247XAN1 3.200 03/15/2027	190,000.000	95.2890	181,049.10	183,705.30	-2,656.20	1.0	6,080.00	3.36
Amazon Com Inc - 023135CF1 3.300 04/13/2027	110,000.000	95.3290	104,861.90	108,548.65	-3,686.75	0.6	3,630.00	3.46
Prologis LP L P - 74340XBN0 2.125 04/15/2027	160,000.000	90.3580	144,572.80	141,006.40	3,566.40	0.8	3,400.00	2.35



SMALL CITIES ORGANIZED
ACCOUNT NUMBER: 001050986308

Page 16 of 33
July 1, 2023 to July 31, 2023

ASSET DETAIL (continued)

Security Description

	Shares/Face Amt	Price	Market Value	Tax Cost	Unrealized Gain/Loss	Percent of Total Portfolio	Estimated Annual Income	Estimated Current Yield
Honda Auto Rec Own - 43815JAC7 A B S Ser 2023 1 CI A 3 04/21/2027 Var	40,000.000	99.4140	39,765.60	39,992.57	-226.97	0.2	2,016.00	5.07
Morgan Stanley - 61772BAB9 Medium Term Note 1.593 05/04/2027	150,000.000	89.7170	134,575.50	133,989.30	586.20	0.8	2,389.50	1.78
Verizon Master Tr - 92348KAV5 A B S Ser 2022 5 CI A 1A 07/20/2027 Var	45,000.000	99.0450	44,570.25	44,998.02	-427.77	0.3	1,674.00	3.76
Caterpillar Finl Svcs - 14913R3A3 Medium Term Note 3.600 08/12/2027	95,000.000	96.2880	91,473.60	94,090.85	-2,617.25	0.5	3,420.00	3.74
Realty Income Corp - 756109BG8 3.950 08/15/2027	200,000.000	95.1630	190,326.00	192,410.00	-2,084.00	1.1	7,900.00	4.15
Mercedes Benz Auto - 58768PAC8 A B S Ser 2022 1 CI A3 5.210 08/16/2027	120,000.000	99.5100	119,412.00	119,976.26	-564.26	0.7	6,252.00	5.24
Walmart Inc - 931142EX7 3.950 09/09/2027	50,000.000	98.2460	49,123.00	49,921.10	-798.10	0.3	1,975.00	4.02
John Deere Owner Trust - 47800CAC0 A B S Ser 2023 A CI A3 5.010 11/15/2027	75,000.000	99.1430	74,357.25	74,986.34	-629.09	0.4	3,757.50	5.05
Mercedes Benz Auto - 58770AAC7 A B S Ser 2023 1 CI A3 4.510 11/15/2027	30,000.000	98.3930	29,517.90	29,996.40	-478.50	0.2	1,353.00	4.58



SMALL CITIES ORGANIZED
ACCOUNT NUMBER: 001050986308

Page 17 of 33
July 1, 2023 to July 31, 2023

ASSET DETAIL (continued)

Security Description

	Shares/Face Amt	Price	Market Value	Tax Cost	Unrealized Gain/Loss	Percent of Total Portfolio	Estimated Annual Income	Estimated Current Yield
Bank Of America Corp - 06051GGF0 Medium Term Note 3.824 01/20/2028	100,000.000	94.4820	94,482.00	95,493.00	-1,011.00	0.5	3,824.00	4.05
Honeywell Intl Inc Sr Nt - 438516CJ3 4.950 02/15/2028	180,000.000	101.4180	182,552.40	184,037.40	-1,485.00	1.1	8,910.00	4.88
Bmw Veh Owner Tr 2023 A - 05592XAD2 C M O Ser 2023 A Cl A3 02/25/2028 Var	30,000.000	100.3790	30,113.70	29,994.68	119.02	0.2	1,641.00	5.45
Mastercard Incorporated - 57636QAW4 4.875 03/09/2028	95,000.000	101.0510	95,998.45	94,907.85	1,090.60	0.6	4,631.25	4.82
John Deere Owner Tr - 477920AC6 A B S Ser 2023 B Cl A 3 5.180 03/15/2028	50,000.000	100.0790	50,039.50	49,991.66	47.84	0.3	2,590.00	5.18
Total Corporate Issues			\$4,391,870.94	\$4,566,163.04	-\$174,292.10	25.5	\$126,414.24	

Foreign Issues

Toronto Dominion Bank - 89114QCB2 Medium Term Note 3.250 03/11/2024	135,000.000	98.4390	132,892.65	136,833.30	-3,940.65	0.8	4,387.50	3.30
Inter American Devel Bk - 4581X0EE4 3.250 07/01/2024	85,000.000	97.9340	83,243.90	84,991.50	-1,747.60	0.5	2,762.50	3.32
Inter American Devel Bk - 4581X0DZ8 Medium Term Note 0.500 09/23/2024	190,000.000	94.5540	179,652.60	189,859.40	-10,206.80	1.0	950.00	0.53



SMALL CITIES ORGANIZED
ACCOUNT NUMBER: 001050986308

Page 18 of 33
July 1, 2023 to July 31, 2023

ASSET DETAIL (continued)

Security Description

	Shares/Face Amt	Price	Market Value	Tax Cost	Unrealized Gain/Loss	Percent of Total Portfolio	Estimated Annual Income	Estimated Current Yield
International Bank M T N - 459058JBO 0.625 04/22/2025	130,000.000	92.6330	120,422.90	129,496.90	-9,074.00	0.7	813.80	0.68
Bank Of Montreal - 06367WB85 Medium Term Note 1.850 05/01/2025	150,000.000	93.8290	140,743.50	154,207.50	-13,464.00	0.8	2,775.00	1.97
Royal Bank Of Canada - 78015K7H1 Medium Term Note 1.150 06/10/2025	150,000.000	92.5740	138,861.00	148,590.00	-9,729.00	0.8	1,725.00	1.24
International Bank M T N - 459058JL8 0.500 10/28/2025	180,000.000	90.8900	163,602.00	179,796.60	-16,194.60	0.9	900.00	0.55
International Finance Corp - 45950KDD9 Medium Term Note 4.500 07/13/2028	85,000.000	100.7380	85,627.30	84,905.65	721.65	0.5	3,825.00	4.47
Total Foreign Issues			\$1,045,045.85	\$1,108,680.85	-\$63,635.00	6.1	\$18,138.80	
Total Taxable Bonds			\$14,576,328.14	\$15,293,866.63	-\$717,538.49	84.5	\$360,648.04	
Total Assets			\$17,253,970.25	\$17,961,100.77	-\$707,130.52	100.0	\$499,451.54	
Estimated Current Yield								2.89



SMALL CITIES ORGANIZED
ACCOUNT NUMBER: 001050986308

Page 19 of 33
July 1, 2023 to July 31, 2023

ASSET DETAIL MESSAGES

Time of trade execution and trading party (if not disclosed) will be provided upon request.

Publicly traded assets are valued in accordance with market quotations or valuation methodologies from financial industry services believed by us to be reliable. Assets that are not publicly traded may be reflected at values from other external sources. Assets for which a current value is not available may be reflected at a previous value or as not valued, at par value, or at a nominal value. Values shown do not necessarily reflect prices at which assets could be bought or sold. Values are updated based on internal policy and may be updated less frequently than statement generation.



SMALL CITIES ORGANIZED
ACCOUNT NUMBER: 001050986308

Page 20 of 33
July 1, 2023 to July 31, 2023

TRANSACTION DETAIL

Date Posted	Activity	Description	Income Cash	Principal Cash	Tax Cost
Beginning Balance 07/01/2023			\$1,992,673.99	-\$1,992,673.99	\$17,946,823.12
07/03/23	Asset Income	Interest Earned On Inter Amer Dev Bk 3.250% 7/01/24 0.01625 USD/\$1 Pv On 85,000 Par Value Due 7/1/23	1,381.25		
07/03/23	Asset Income	Interest Earned On First Am Govt Ob Fd Cl Y Interest From 6/1/23 To 6/30/23	1,837.50		
07/07/23	Asset Income	Interest Earned On F N M A 1.625% 1/07/25 0.008125 USD/\$1 Pv On 235,000 Par Value Due 7/7/23	1,909.38		
07/10/23	Cash Disbursement	Cash Disbursement Paid To Chandler Asset Management Inc Investment Counsel Fee For Pe Ending 06/30/2023		-1,731.13	
07/13/23	Purchase	Purchased 85,000 Par Value Of Ifc M T N 4.500% 7/13/28 Trade Date 7/6/23 Purchased Through BofA Securities, Inc./Fxd Inc Swift External Ref#: 8318703133896897 85,000 Par Value At 99.889 %		-84,905.65	84,905.65
07/13/23	Sale	Sold 150,000 Par Value Of F H L B Deb 3.375% 12/08/23 Trade Date 7/12/23 Sold Through Marketaxess Corp Sold On The Marketaxess Corporation Swift External Ref#: 8319303133905336 150,000 Par Value At 99.145 %		148,717.50	-154,474.50
07/13/23	Sell Accrued Interest	Received Accrued Interest On Sale Of F H L B Deb 3.375% 12/08/23 Income Credit 492.19 USD	492.19		
07/17/23	Asset Income	Interest Earned On Hyundai Auto Rec Tr 0.740% 5/15/26 \$0.00062/Pv On 30,000.00 Pv Due 7/17/23	18.50		
07/17/23	Sale	Paid Down 664.69 Par Value Of Hyundai Auto Rec Tr 0.740% 5/15/26 Trade Date 7/17/23		664.69	-664.54



SMALL CITIES ORGANIZED
ACCOUNT NUMBER: 001050986308

Page 21 of 33
July 1, 2023 to July 31, 2023

TRANSACTION DETAIL (continued)

Date Posted	Activity	Description	Income Cash	Principal Cash	Tax Cost
07/17/23	Asset Income	Interest Earned On John Deere Owner 5.010% 11/15/27 \$0.00418/Pv On 75,000.00 Pv Due 7/15/23	313.13		
07/17/23	Asset Income	Interest Earned On Mercedes Benz Auto 5.210% 8/16/27 \$0.00434/Pv On 120,000.00 Pv Due 7/15/23	521.00		
07/17/23	Asset Income	Interest Earned On Gm Fin Cons Auto 0.680% 9/16/26 \$0.00057/Pv On 30,000.00 Pv Due 7/16/23	17.00		
07/17/23	Sale	Paid Down 1,013.91 Par Value Of Gm Fin Cons Auto 0.680% 9/16/26 Trade Date 7/16/23		1,013.91	-1,013.88
07/17/23	Asset Income	Interest Earned On Gm Fin Cons Aut 3.100% 2/16/27 \$0.00258/Pv On 40,000.00 Pv Due 7/16/23	103.33		
07/17/23	Asset Income	Interest Earned On Gm Fin Cons Auto 1.260% 11/16/26 \$0.00105/Pv On 25,000.00 Pv Due 7/16/23	26.25		
07/17/23	Asset Income	Interest Earned On Honda Auto Rec Own 1.880% 5/15/26 \$0.00157/Pv On 65,000.00 Pv Due 7/15/23	101.83		
07/17/23	Asset Income	Interest Earned On Hyundai Auto Rec 2.220% 10/15/26 \$0.00185/Pv On 35,000.00 Pv Due 7/15/23	64.75		
07/17/23	Asset Income	Interest Earned On Hyundai Auto Rec 0.380% 9/15/25 \$0.00032/Pv On 29,594.54 Pv Due 7/15/23	9.37		
07/17/23	Sale	Paid Down 2,729.99 Par Value Of Hyundai Auto Rec 0.380% 9/15/25 Trade Date 7/15/23		2,729.99	-2,729.70
07/17/23	Asset Income	Interest Earned On Htundai Auto Rec Tr 0.380% 1/15/26 \$0.00032/Pv On 86,402.75 Pv Due 7/15/23	27.36		



SMALL CITIES ORGANIZED
ACCOUNT NUMBER: 001050986308

Page 22 of 33
July 1, 2023 to July 31, 2023

TRANSACTION DETAIL (continued)

Date Posted	Activity	Description	Income Cash	Principal Cash	Tax Cost
07/17/23	Sale	Paid Down 6,320.62 Par Value Of Htundai Auto Rec Tr 0.380% 1/15/26 Trade Date 7/15/23		6,320.62	-6,319.22
07/17/23	Asset Income	Interest Earned On John Deere Owner 2.320% 9/15/26 \$0.00193/Pv On 50,000.00 Pv Due 7/15/23	96.67		
07/17/23	Asset Income	Interest Earned On John Deere Owner 0.510% 11/15/24 \$0.00043/Pv On 1,385.35 Pv Due 7/15/23	0.59		
07/17/23	Sale	Paid Down 332.88 Par Value Of John Deere Owner 0.510% 11/15/24 Trade Date 7/15/23		332.88	-332.83
07/17/23	Asset Income	Interest Earned On John Deere Owner 0.360% 9/15/25 \$0.00030/Pv On 25,429.90 Pv Due 7/15/23	7.63		
07/17/23	Sale	Paid Down 1,622 Par Value Of John Deere Owner 0.360% 9/15/25 Trade Date 7/15/23		1,622.00	-1,621.69
07/17/23	Asset Income	Interest Earned On John Deere Own 0.520% 3/16/26 \$0.00043/Pv On 43,268.89 Pv Due 7/15/23	18.75		
07/17/23	Sale	Paid Down 1,918.42 Par Value Of John Deere Own 0.520% 3/16/26 Trade Date 7/15/23		1,918.42	-1,918.25
07/17/23	Asset Income	Interest Earned On John Deere Ownr Tr 3.740% 2/16/27 \$0.00312/Pv On 50,000.00 Pv Due 7/15/23	155.83		
07/17/23	Asset Income	Interest Earned On Mercedes Benz Auto 0.400% 11/15/24 \$0.00033/Pv On 40,323.37 Pv Due 7/15/23	13.44		
07/17/23	Sale	Paid Down 5,990.77 Par Value Of Mercedes Benz Auto 0.400% 11/15/24 Trade Date 7/15/23		5,990.77	-5,990.32



SMALL CITIES ORGANIZED
ACCOUNT NUMBER: 001050986308

Page 23 of 33
July 1, 2023 to July 31, 2023

TRANSACTION DETAIL (continued)

Date Posted	Activity	Description	Income Cash	Principal Cash	Tax Cost
07/17/23	Asset Income	Interest Earned On Mercedes Benz Auto 4.510% 11/15/27 \$0.00376/Pv On 30,000.00 Pv Due 7/15/23	112.75		
07/17/23	Asset Income	Interest Earned On Toyota Auto Recv 0.440% 10/15/24 \$0.00037/Pv On 7,237.65 Pv Due 7/15/23	2.65		
07/17/23	Sale	Paid Down 2,187.93 Par Value Of Toyota Auto Recv 0.440% 10/15/24 Trade Date 7/15/23		2,187.93	-2,187.76
07/17/23	Asset Income	Interest Earned On Toyota At Rec Own 2.930% 9/15/26 \$0.00244/Pv On 45,000.00 Pv Due 7/15/23	109.88		
07/17/23	Asset Income	Interest Earned On Toyota Auto Recv 0.260% 5/15/25 \$0.00022/Pv On 12,106.31 Pv Due 7/15/23	2.62		
07/17/23	Sale	Paid Down 1,301.61 Par Value Of Toyota Auto Recv 0.260% 5/15/25 Trade Date 7/15/23		1,301.61	-1,301.37
07/17/23	Asset Income	Interest Earned On Salesforce Com Inc 0.625% 7/15/24 0.003125 USD/\$1 Pv On 25,000 Par Value Due 7/15/23	78.13		
07/17/23	Asset Income	Interest Earned On Target Corp 1.950% 1/15/27 0.00975 USD/\$1 Pv On 70,000 Par Value Due 7/15/23	682.50		
07/18/23	Asset Income	Interest Earned On Honda Auto 0.370% 10/18/24 \$0.00031/Pv On 15,024.07 Pv Due 7/18/23	4.63		
07/18/23	Sale	Paid Down 2,567.88 Par Value Of Honda Auto 0.370% 10/18/24 Trade Date 7/18/23		2,567.88	-2,567.50
07/18/23	Purchase	Purchased 30,000 Par Value Of Bmw Veh Owner Tr 0.00001% 2/25/28 Trade Date 7/11/23 Purchased Through Td Securities (USA) Swift External Ref#: 8319203133903747 30,000 Par Value At 99.98226667 %		-29,994.68	29,994.68



SMALL CITIES ORGANIZED
ACCOUNT NUMBER: 001050986308

Page 24 of 33
July 1, 2023 to July 31, 2023

TRANSACTION DETAIL (continued)

Date Posted	Activity	Description	Income Cash	Principal Cash	Tax Cost
07/20/23	Asset Income	Interest Earned On Gm Fin Auto Lsng Tr 1.900% 3/20/25 \$0.00158/Pv On 80,000.00 Pv Due 7/20/23	126.67		
07/20/23	Asset Income	Interest Earned On Gm Fin Auto Lsng 3.420% 6/20/25 \$0.00285/Pv On 50,000.00 Pv Due 7/20/23	142.50		
07/20/23	Asset Income	Interest Earned On Verizon Master Tr 3.720% 7/20/27 \$0.00310/Pv On 45,000.00 Pv Due 7/20/23	139.50		
07/20/23	Asset Income	Interest Earned On Bank Of America Mtn 3.824% 1/20/28 0.01912 USD/\$1 Pv On 100,000 Par Value Due 7/20/23	1,912.00		
07/21/23	Asset Income	Interest Earned On Honda Auto Rec 0.880% 1/21/26 \$0.00073/Pv On 40,000.00 Pv Due 7/21/23	29.33		
07/21/23	Sale	Paid Down 1,003.91 Par Value Of Honda Auto Rec 0.880% 1/21/26 Trade Date 7/21/23		1,003.91	-1,003.70
07/21/23	Asset Income	Interest Earned On Honda Auto Rec Own 5.040% 4/21/27 \$0.00420/Pv On 40,000.00 Pv Due 7/21/23	168.00		
07/21/23	Asset Income	Interest Earned On F H L M C M T N 0.375% 7/21/25 0.001875 USD/\$1 Pv On 140,000 Par Value Due 7/21/23	262.50		
07/24/23	Sale	Full Call 150,000 \$1 Pv Jpmorgan Chase Co 3.797% 7/23/24 On 07/23/23 At 1.00 USD Lt Capital Loss Of 7,930.50- USD On Federal Cost Federal Tax Cost 157,930.50 USD Corporate Action Id: 543909		150,000.00	-157,930.50
07/24/23	Asset Income	Interest Earned On Jpmorgan Chase Co 3.797% 7/23/24 0.018985 USD/\$1 Pv On 150,000 Par Value Due 7/23/23	2,847.75		



SMALL CITIES ORGANIZED
ACCOUNT NUMBER: 001050986308

Page 25 of 33
July 1, 2023 to July 31, 2023

TRANSACTION DETAIL (continued)

Date Posted	Activity	Description	Income Cash	Principal Cash	Tax Cost
07/25/23	Asset Income	Interest Earned On F H L M C Mtcl Mt 3.850% 5/25/28 \$0.00321/Pv On 295,000.00 Pv Due 7/25/23	946.46		
07/25/23	Asset Income	Interest Earned On Bmw Vehicle Lease 5.160% 11/25/25 \$0.00430/Pv On 20,000.00 Pv Due 7/25/23	86.00		
07/25/23	Asset Income	Interest Earned On Bmw Vehicle Lease 1.100% 3/25/25 \$0.00092/Pv On 32,683.55 Pv Due 7/25/23	29.96		
07/25/23	Sale	Paid Down 3,826.84 Par Value Of Bmw Vehicle Lease 1.100% 3/25/25 Trade Date 7/25/23		3,826.84	-3,826.27
07/25/23	Asset Income	Interest Earned On Bmw Veh Owner Tr 3.210% 8/25/26 \$0.00268/Pv On 40,000.00 Pv Due 7/25/23	107.00		
07/25/23	Asset Income	Interest Earned On Bmw Vehicle Lease 0.330% 12/26/24 \$0.00027/Pv On 15,709.77 Pv Due 7/25/23	4.32		
07/25/23	Sale	Paid Down 3,185.08 Par Value Of Bmw Vehicle Lease 0.330% 12/26/24 Trade Date 7/25/23		3,185.08	-3,184.75
07/25/23	Fee	Trust Fees Collected Charged For Period 06/01/2023 Thru 06/30/2023		-104.17	
07/26/23	Asset Income	Interest Earned On F F C B Deb 1.850% 7/26/24 0.00925 USD/\$1 Pv On 150,000 Par Value Due 7/26/23	1,387.50		
07/27/23	Purchase	Purchased 200,000 Par Value Of F H L B Deb 4.375% 6/09/28 Trade Date 7/26/23 Purchased Through Wells Fargo Securities, LLC Purchased On The Marketaxess Corporation Swift External Ref#: 8320703133935513 200,000 Par Value At 100.45 %		-200,900.00	200,900.00
07/27/23	Purchase Accrued Interest	Paid Accrued Interest On Purchase Of F H L B Deb 4.375% 6/09/28 Income Debit 388.89- USD	-388.89		



SMALL CITIES ORGANIZED
ACCOUNT NUMBER: 001050986308

Page 26 of 33
July 1, 2023 to July 31, 2023

TRANSACTION DETAIL (continued)

Date Posted	Activity	Description	Income Cash	Principal Cash	Tax Cost
07/27/23	Sale	Matured 830,000 Par Value Of U S Treasury Bill 7/27/23 Trade Date 7/27/23 830,000 Par Value At 100 %		820,354.44	-820,354.44
07/27/23	Asset Income	Interest Earned On U S Treasury Bill 7/27/23 830,000 Par Value At 100 %	9,645.56		
07/31/23	Purchase	Purchased 830,000 Par Value Of U S Treasury Bill 10/26/23 Trade Date 7/28/23 Purchased Through BofA Securities, Inc. Purchased On The Off-Exchange Transactions - Li Swift External Ref#: 8320903133940673 830,000 Par Value At 98.72581205 %		-819,424.24	819,424.24
07/31/23	Asset Income	Interest Earned On U S Treasury Nt 0.625% 7/31/26 0.003125 USD/\$1 Pv On 125,000 Par Value Due 7/31/23	390.63		
07/31/23	Asset Income	Interest Earned On U S Treasury Nt 3.500% 1/31/28 0.0175 USD/\$1 Pv On 220,000 Par Value Due 7/31/23	3,850.00		
	Purchase	Combined Purchases For The Period 7/ 1/23 - 7/31/23 Of First Am Govt Ob Fd Cl Y		-890,811.21	890,811.21
	Sale	Combined Sales For The Period 7/ 1/23 - 7/31/23 Of First Am Govt Ob Fd Cl Y		844,336.91	-844,336.91
Ending Balance 07/31/2023			\$2,022,469.69	-\$2,022,469.69	\$17,961,100.77



SMALL CITIES ORGANIZED
ACCOUNT NUMBER: 001050986308

Page 27 of 33
July 1, 2023 to July 31, 2023

SALE/MATURITY SUMMARY

	Settlement Date	Description	Tax Cost	Proceeds	Estimated Gain/Loss
Cash and Equivalents					
U S Treasury Bill					
07/27/2023					
912796Y29					
	07/27/23	Matured 830,000 Par Value Trade Date 7/27/23 830,000 Par Value At 100 %	-820,354.44	820,354.44	
Total Cash and Equivalents			-\$820,354.44	\$820,354.44	\$0.00
Taxable Bonds					
Bmw Vehicle Lease Trust					
0.330 12/26/2024					
09690AAC7					
	07/25/23	Paid Down 3,185.08 Par Value Trade Date 7/25/23	-3,184.75	3,185.08	0.33
Bmw Vehicle Lease Trust 2022 1					
A B S Ser 2022 1 CI A3					
03/25/2025 Var					
BVL1325					
	07/25/23	Paid Down 3,826.84 Par Value Trade Date 7/25/23	-3,826.27	3,826.84	0.57



SMALL CITIES ORGANIZED
ACCOUNT NUMBER: 001050986308

Page 28 of 33
July 1, 2023 to July 31, 2023

SALE/MATURITY SUMMARY (continued)

	Settlement Date	Description	Tax Cost	Proceeds	Estimated Gain/Loss
Federal Home Loan Bks					
3.375 12/08/2023					
3130A0F70					
	07/13/23	Sold 150,000 Par Value Trade Date 7/12/23 Sold Through Marketaxess Corp Sold On The Marketaxess Corporation Swift External Ref#: 8319303133905336 150,000 Par Value At 99.145 %	-154,474.50	148,717.50	-5,757.00
Gm Fin Cons Auto Rec Tr					
A B S Ser 2021 4 CI A 3					
0.680 09/16/2026					
GFC0626					
	07/17/23	Paid Down 1,013.91 Par Value Trade Date 7/16/23	-1,013.88	1,013.91	0.03
Honda Auto Rec Ownr Tr 2021 4					
A B S Ser 2021 4 CI A3					
01/21/2026 Var					
HAR0826					
	07/21/23	Paid Down 1,003.91 Par Value Trade Date 7/21/23	-1,003.70	1,003.91	0.21
Honda Auto Receivables Owner					
A B S Ser 2020 3 CI A3					
0.370 10/18/2024					
HA00324					
	07/18/23	Paid Down 2,567.88 Par Value Trade Date 7/18/23	-2,567.50	2,567.88	0.38



SMALL CITIES ORGANIZED
ACCOUNT NUMBER: 001050986308

Page 29 of 33
July 1, 2023 to July 31, 2023

SALE/MATURITY SUMMARY (continued)

	Settlement Date	Description	Tax Cost	Proceeds	Estimated Gain/Loss
Htundai Auto Rec Tr A B S Ser 2021 B CI A 3 0.380 01/15/2026 HAR0326	07/17/23	Paid Down 6,320.62 Par Value Trade Date 7/15/23	-6,319.22	6,320.62	1.40
Hyundai Auto Rec Tr A B S Ser 2021 A CI A3 09/15/2025 Var HAR0325	07/17/23	Paid Down 2,729.99 Par Value Trade Date 7/15/23	-2,729.70	2,729.99	0.29
Hyundai Auto Rec Tr A B S Ser 2021 C CI A3 0.740 05/15/2026 HAR0726	07/17/23	Paid Down 664.69 Par Value Trade Date 7/17/23	-664.54	664.69	0.15
John Deere Own A B S Ser 2021 B CI A 3 03/16/2026 Var JDO0926	07/17/23	Paid Down 1,918.42 Par Value Trade Date 7/15/23	-1,918.25	1,918.42	0.17

SMALL CITIES ORGANIZED
ACCOUNT NUMBER: 001050986308Page 30 of 33
July 1, 2023 to July 31, 2023**SALE/MATURITY SUMMARY (continued)**

	Settlement Date	Description	Tax Cost	Proceeds	Estimated Gain/Loss
John Deere Owner Tr A B S Ser 2020 B CI A3 11/15/2024 Var JDO0524	07/17/23	Paid Down 332.88 Par Value Trade Date 7/15/23	-332.83	332.88	0.05
John Deere Owner Trust C M O Ser 2021 A CI A3 0.360 09/15/2025 JDO0425	07/17/23	Paid Down 1,622 Par Value Trade Date 7/15/23	-1,621.69	1,622.00	0.31
Jpmorgan Chase Co 3.797 07/23/2024 46647PAU0	07/24/23	Full Call 150,000 150,000 \$1 Pv On 07/23/23 At 1.00 USD Lt Capital Loss Of 7,930.50- USD On Federal Cost Federal Tax Cost 157,930.50 USD Corporate Action Id: 543909	-157,930.50	150,000.00	-7,930.50
Mercedes Benz Auto Lease A B S Ser 2021 B CI A3 0.400 11/15/2024 58769KAD6	07/17/23	Paid Down 5,990.77 Par Value Trade Date 7/15/23	-5,990.32	5,990.77	0.45



SMALL CITIES ORGANIZED
ACCOUNT NUMBER: 001050986308

Page 31 of 33
July 1, 2023 to July 31, 2023

SALE/MATURITY SUMMARY (continued)

	Settlement Date	Description	Tax Cost	Proceeds	Estimated Gain/Loss
Toyota Auto Recv Tr A B S Ser 2020 C CI A3 10/15/2024 Var TAR0424					
	07/17/23	Paid Down 2,187.93 Par Value Trade Date 7/15/23	-2,187.76	2,187.93	0.17
Toyota Auto Recv Tr A B S Ser 2021 A CI A3 05/15/2025 Var TAR0325A					
	07/17/23	Paid Down 1,301.61 Par Value Trade Date 7/15/23	-1,301.37	1,301.61	0.24
Total Taxable Bonds			-\$347,066.78	\$333,384.03	-\$13,682.75
Total Sales & Maturities			-\$1,167,421.22	\$1,153,738.47	-\$13,682.75

SALE/MATURITY SUMMARY MESSAGES

Estimated Year-To-Date Long-Term Gain (Loss): (\$18,686.87)

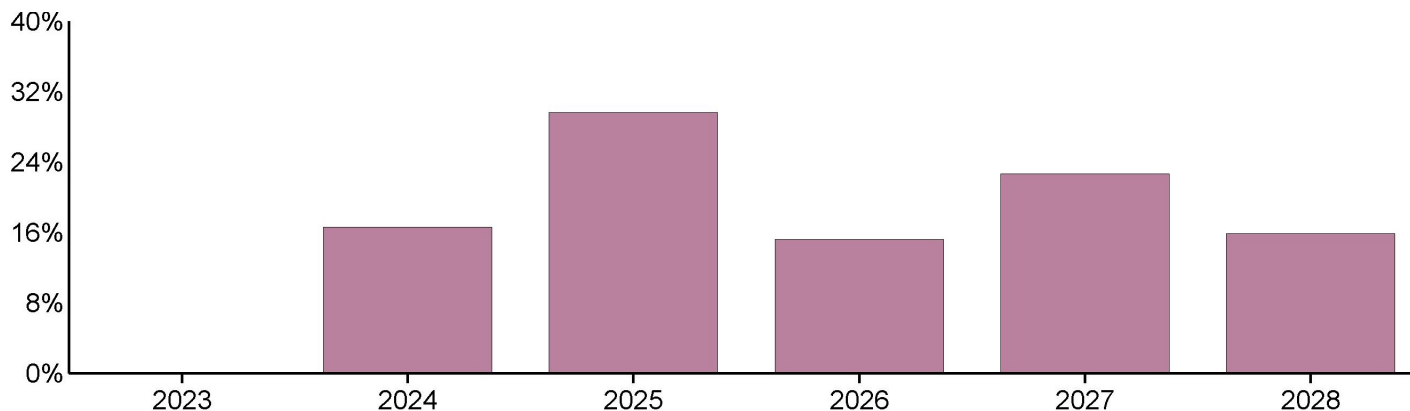
Estimates should not be used for tax purposes



SMALL CITIES ORGANIZED
ACCOUNT NUMBER: 001050986308

Page 32 of 33
July 1, 2023 to July 31, 2023

BOND SUMMARY



	Par Value	Market Value	Percentage of Category
MATURITY			
2023	0.00	0.00	0.00
2024	2,500,415.67	2,421,215.26	16.62
2025	4,590,333.86	4,322,464.99	29.65
2026	2,413,750.09	2,214,342.24	15.19
2027	3,475,000.00	3,304,831.60	22.67
2028	2,360,000.00	2,313,474.05	15.87
Total of Category	\$15,339,499.62	\$14,576,328.14	100.00

MOODY'S RATING

Aaa	10,677,572.13	10,162,698.48	69.72
Aa2	335,000.00	318,100.20	2.18
Aa3	285,000.00	277,047.55	1.90
A1	1,040,000.00	971,882.65	6.67
A2	1,305,000.00	1,236,289.20	8.48
A3	650,000.00	615,970.50	4.23



SMALL CITIES ORGANIZED
ACCOUNT NUMBER: 001050986308

Page 33 of 33
July 1, 2023 to July 31, 2023

BOND SUMMARY (continued)

	Par Value	Market Value	Percentage of Category
N/A	1,046,927.49	994,339.56	6.82
Total of Category	\$15,339,499.62	\$14,576,328.14	100.00

S&P RATING			
AAA	1,460,963.30	1,406,262.10	9.65
AA+	3,815,000.00	3,644,651.90	25.00
AA	400,000.00	379,183.60	2.60
AA-	330,000.00	316,170.10	2.17
A+	425,000.00	395,156.50	2.71
A	1,345,000.00	1,284,958.50	8.82
A-	1,115,000.00	1,043,821.40	7.16
N/A	6,448,536.32	6,106,124.04	41.89
Total of Category	\$15,339,499.62	\$14,576,328.14	100.00

BOND SUMMARY MESSAGES

Data contained within this section excluded Mutual Funds, Exchange Traded Funds, and Closed-Ended Funds.

Glossary

Accretion - The accumulation of the value of a discounted bond until maturity.

Adjusted Prior Market Realized Gain/Loss - The difference between the proceeds and the Prior Market Value of the transaction.

Adjusted Prior Market Unrealized Gain/Loss - The difference between the Market Value and the Adjusted Prior Market Value.

Adjusted Prior Market Value - A figure calculated using the beginning Market Value for the fiscal year, adjusted for all asset related transactions during the period, employing an average cost methodology.

Amortization - The decrease in value of a premium bond until maturity.

Asset - Anything owned that has commercial exchange value. Assets may consist of specific property or of claims against others, in contrast to obligations due to others (liabilities).

Bond Rating - A measurement of a bond's quality based upon the issuer's financial condition. Ratings are assigned by independent rating services, such as Moody's, or S&P, and reflect their opinion of the issuer's ability to meet the scheduled interest and principal repayments for the bond.

Cash - Cash activity that includes both income and principal cash categories.

Change in Unrealized Gain/Loss - Also reported as Gain/Loss in Period in the Asset Detail section. This figure shows the market appreciation (depreciation) for the current period.

Cost Basis (Book Value) - The original price of an asset, normally the purchase price or appraised value at the time of acquisition. Book Value method maintains an average cost for each asset.

Cost Basis (Tax Basis) - The original price of an asset, normally the purchase price or appraised value at the time of acquisition. Tax Basis uses client determined methods such as Last-In-First-Out (LIFO), First-In-First-Out (FIFO), Average, Minimum Gain, and Maximum Gain.

Ending Accrual - (Also reported as Accrued Income) Income earned but not yet received, or expenses incurred but not yet paid, as of the end of the reporting period.

Estimated Annual Income - The amount of income a particular asset is anticipated to earn over the next year. The shares multiplied by annual income rate.

Estimated Current Yield - The annual rate of return on an investment expressed as a percentage. For stocks, yield is calculated by taking the annual dividend payments divided by the stock's current share price. For bonds, yield is calculated by the coupon rate divided by the bond's market price.

Ex-Dividend Date - (Also reported as Ex-Date) For stock trades, the person who owns the security on the ex-dividend date will earn the dividend, regardless of who currently owns the stock.

Income Cash - A category of cash comprised of ordinary earnings derived from investments, usually dividends and interest.

Market Value - The price per unit multiplied by the number of units.

Maturity Date - The date on which an obligation or note matures.

Payable Date - The date on which a dividend, mutual fund distribution, or interest on a bond will be made.

Principal Cash - A category of cash comprised of cash, deposits, cash withdrawals and the cash flows generated from purchases or sales of investments.

Realized Gain/Loss Calculation - The Proceeds less the Cost Basis of a transaction.

Settlement Date - The date on which a trade settles and cash or securities are credited or debited to the account.

Trade Date - The date a trade is legally entered into.

Unrealized Gain/Loss - The difference between the Market Value and Cost Basis at the end of the current period.

Yield on/at Market - The annual rate of return on an investment expressed as a percentage. For stocks, yield is calculated by the annual dividend payments divided by the stock's current share price. For bonds, yield is calculated by the coupon rate divided by the bond's market price.

The terms defined in this glossary are only for use when reviewing your account statement. Please contact your Relationship Manager with any questions.



MALIA M. COHEN

California State Controller

LOCAL AGENCY INVESTMENT FUND
REMITTANCE ADVICE

Agency Name	S.C.O.R.E.
Account Number	40-04-001

As of 07/14/2023, your Local Agency Investment Fund account has been directly credited with the interest earned on your deposits for the quarter ending 06/30/2023.

Earnings Ratio		.00008636172883763
Interest Rate		3.15%
Dollar Day Total	\$	116,178,736.72
Quarter End Principal Balance	\$	243,496.57
Quarterly Interest Earned	\$	10,033.40



Small Cities Organized Risk Effort
A Joint Powers Authority

**SCORE TREASURER INVESTMENT REPORT
FOR THE QUARTER ENDING MARCH 31, 2023**

	MARKET VALUE
CASH:	
(1) Wells Fargo	\$86,852.05
(2) Local Agency Inv Fund (LAIF)	\$2,214,308.02
TOTAL CASH	\$2,301,160.07
INVESTMENTS (Unrestricted):	
(3) Chandler Investments (see attached) Account no. 590	\$14,746,304.91
TOTAL UNRESTRICTED INVESTMENTS	\$14,746,304.91
TOTAL CASH AND INVESTMENTS	\$17,047,464.98

(1) This consists of one checking account and two pass-thru accounts (Liability and Workers' Compensation claims).

(2) The LAIF rate of return as of quarter ended March 31, 2023 2.74%

(3) See attached Investment Activity Reports.

THIS PORTFOLIO IS IN COMPLIANCE WITH SCORE'S INVESTMENT POLICY AND IS LIQUID ENOUGH TO MEET EXPECTED CASH FLOW NEEDS OVER THE NEXT SIX MONTHS.



Blake Michaelsen, SCORE Treasurer

March 31, 2023

Date



1. A listing of individual securities held at the end of the reporting period by authorized investment category. (**Attaching the 3/31/23 Chandler report to the email met this criteria via the “Holdings Report” on pages 4-10**)
2. Average life and final maturity of all investments listed. (**Average life can be found on page 1 of the Chandler report in the “Portfolio Characteristics” section. Final Maturity is noted for each security in the Security Descriptions in the Holdings Report**)
3. Coupon, discount or earnings rate. (**Coupon rate is noted in the Security Descriptions, and Book Yield (assumed to be the earnings rate) are presented in the Holdings Report of the Chandler report**)
4. Par value, amortized book value and market value. (**All noted in the Holdings Report of the Chandler report**)
5. Percentage of the portfolio represented by each investment category. (**Noted on Page 1 of the Chandler report, in the Sector Allocation graph**)
6. A description of the funds, investments, and programs (including lending programs) managed by contracted parties (i.e. LAIF, investment pools, outside money managers, and securities lending agents). (**LAIF listed in the Treasurer’s Investment Report**)
7. A statement of compliance with the investment policy or an explanation for non-compliance. (**Noted in all caps above signature line on Treasurer’s Investment Report**)
8. A statement of the local agency’s ability to meet its pool’s expenditure requirements for the next six months, as well as an explanation of why sufficient money will not be available if that is the case. (**Noted in all caps above signature line on Treasurer’s Investment Report**)



Small Cities Organized Risk Effort
A Joint Powers Authority

**SCORE TREASURER INVESTMENT REPORT
FOR THE QUARTER ENDING JUNE 30, 2023**

CASH:	MARKET VALUE
(1) Wells Fargo	\$1,512,549.98
(2) Local Agency Inv Fund (LAIF)	\$243,496.57
TOTAL CASH	\$1,756,046.55
INVESTMENTS (Unrestricted):	
(3) Chandler Investments (see attached) Account no. 590	\$14,675,509.31
TOTAL UNRESTRICTED INVESTMENTS	\$14,675,509.31
TOTAL CASH AND INVESTMENTS	\$16,431,555.86

- (1) This consists of one checking account and two pass-thru accounts (Liability and Workers' Compensation claims).
- (2) The LAIF rate of return as of quarter ended June 30, 2023 3.15%
- (3) See attached Investment Activity Reports.

THIS PORTFOLIO IS IN COMPLIANCE WITH SCORE'S INVESTMENT POLICY AND IS LIQUID ENOUGH TO MEET EXPECTED CASH FLOW NEEDS OVER THE NEXT SIX MONTHS.



Blake Michaelson, SCORE Treasurer

August 11, 2023
Date



1. A listing of individual securities held at the end of the reporting period by authorized investment category. (**Attaching the 6/30/23 Chandler report to the email met this criteria via the “Holdings Report” on pages 4-10**)
2. Average life and final maturity of all investments listed. (**Average life can be found on page 1 of the Chandler report in the “Portfolio Characteristics” section. Final Maturity is noted for each security in the Security Descriptions in the Holdings Report**)
3. Coupon, discount or earnings rate. (**Coupon rate is noted in the Security Descriptions, and Book Yield (assumed to be the earnings rate) are presented in the Holdings Report of the Chandler report**)
4. Par value, amortized book value and market value. (**All noted in the Holdings Report of the Chandler report**)
5. Percentage of the portfolio represented by each investment category. (**Noted on Page 1 of the Chandler report, in the Sector Allocation graph**)
6. A description of the funds, investments, and programs (including lending programs) managed by contracted parties (i.e. LAIF, investment pools, outside money managers, and securities lending agents). (**LAIF listed in the Treasurer’s Investment Report**)
7. A statement of compliance with the investment policy or an explanation for non-compliance. (**Noted in all caps above signature line on Treasurer’s Investment Report**)
8. A statement of the local agency’s ability to meet its pool’s expenditure requirements for the next six months, as well as an explanation of why sufficient money will not be available if that is the case. (**Noted in all caps above signature line on Treasurer’s Investment Report**)



Small Cities Organized Risk Effort - Account #590

MONTHLY ACCOUNT STATEMENT

JUNE 1, 2023 THROUGH JUNE 30, 2023

Chandler Team:

For questions about your account, please call (800) 317-4747,
or contact operations@chandlerasset.com

Custodian

US Bank
Alexander Bazan
(503) 402-5305

CHANDLER ASSET MANAGEMENT
chandlerasset.com

Information contained herein is confidential. We urge you to compare this statement to the one you receive from your qualified custodian. Please see Important Disclosures.



PORTFOLIO CHARACTERISTICS

Average Modified Duration	2.41
Average Coupon	2.34%
Average Purchase YTM	2.41%
Average Market YTM	4.94%
Average S&P/Moody Rating	AA/Aa1
Average Final Maturity	2.79 yrs
Average Life	2.58 yrs

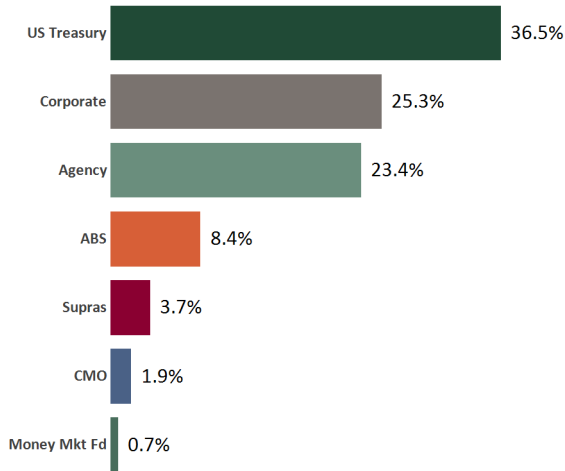
ACCOUNT SUMMARY

	Beg. Values as of 5/31/23	End Values as of 6/30/23
Market Value	14,748,430	14,675,509
Accrued Interest	77,167	74,404
Total Market Value	14,825,597	14,749,914
Income Earned	29,880	31,207
Cont/WD		-868
Par	15,427,786	15,462,368
Book Value	15,342,118	15,370,823
Cost Value	15,403,091	15,428,335

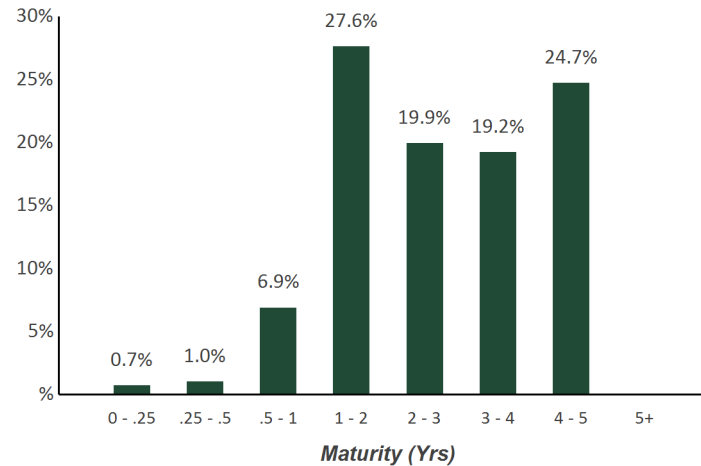
TOP ISSUERS

Government of United States	36.5%
Federal Home Loan Bank	10.2%
Federal National Mortgage Assoc	8.5%
Federal Home Loan Mortgage Corp	5.7%
Honeywell Corp	2.4%
John Deere ABS	2.0%
Intl Bank Recon and Development	1.9%
Inter-American Dev Bank	1.8%
Total	68.9%

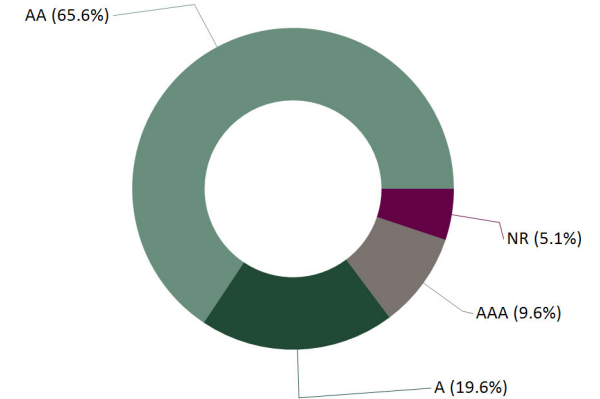
SECTOR ALLOCATION



MATURITY DISTRIBUTION



CREDIT QUALITY (S&P)



PERFORMANCE REVIEW

TOTAL RATE OF RETURN	Annualized								
	1M	3M	YTD	1YR	2YRS	3YRS	5YRS	10YRS	3/31/2006
Small Cities Organized Risk Effort	-0.50%	-0.41%	1.30%	0.40%	-2.07%	-1.34%	1.19%	1.11%	2.36%
ICE BofA 1-5 Yr US Treasury & Agency Index	-0.73%	-0.85%	0.95%	-0.42%	-2.53%	-1.78%	0.89%	0.86%	2.10%
ICE BofA 1-5 Yr AAA-A US Corp & Govt Index	-0.69%	-0.77%	1.03%	-0.24%	-2.52%	-1.72%	0.98%	0.97%	2.17%

Statement of Compliance

As of June 30, 2023



Small Cities Organized Risk Effort

Assets managed by Chandler Asset Management are in full compliance with state law and with the Client's investment policy.

Category	Standard	Comment
U.S. Treasuries	No limit; 5 years max maturity	Complies
Federal Agencies	30% max per Agency/GSE issuer; 20% max callable agency securities; 5 years max maturity	Complies
Supranational Obligations	"AA" rating category or higher by a NRSRO; 30% max; 10% max per issuer; 5 years max maturity; USD denominated senior unsecured unsubordinated obligations; Issued or unconditionally guaranteed by IBRD, IFC, IADB	Complies
Municipal Securities (CA, Other States)	"A" rating category or better by a NRSRO; 30% max; 5% max per issuer; 5 years max maturity	Complies
Corporate Medium Term Notes	"A" rating category or better by a NRSRO; 30% max; 5% max per issuer; 5 years max maturity; Corporate and depository institution debt securities; Issued only by corporations organized and operating within the U.S. or by depository institutions licensed by the U.S. or any state and operating within the U.S.	Complies
Asset-Backed, Mortgage-Backed, Mortgage Pass-Through Securities, Collateralized Mortgage Obligations	"AA" rating category or better by a NRSRO; 20% max (combined); 5% max per issuer; 5 years max maturity; From issuers not defined in Sections 1 (U.S. Treasury) and 2 (Federal Agencies) of the Investment Instrument and Maturities section of the policy	Complies
Negotiable Certificates of Deposit (NCD)	Any amount above FDIC insured limit must be issued by institutions with "A-1" short-term debt rating or better by a NRSRO; or "A" long-term rating category or better by a NRSRO; 30% max; 5% max per issuer; 5 years max maturity	Complies
Time Deposits (Non-negotiable CD/TD)	20% max combined FDIC & Collateralized CD/TD; 5 years max maturity	Complies
Collateralized Bank Deposits	Deposits with financial institutions will be collateralized with pledged securities per California Government Code	Complies
Banker's Acceptances	"A-1" short-term rated or higher by a NRSRO; or "A" long term debt rating category or higher by a NRSRO; 40% max; 5% max per issuer; 180 days max maturity	Complies
Commercial Paper	25% max; 5% max per issuer; 270 days maturity; 10% max of the outstanding paper of the issuing corporation; Issued by an entity that meets all of the following conditions in either (a) or (b): a. Securities issued by corporations: (i) organized and operating within the U.S. with assets > \$500 million; (ii) "A-1" rated or better by a NRSRO; (iii) "A" rating or better by a NRSRO, if issuer has debt obligations; b. Securities issued by other entities: (i) organized within the U.S. as a special purpose corporation, trust, or limited liability company; (ii) must have program-wide credit enhancements including, but not limited to, overcollateralization, letters of credit, or a surety bond; (iii) rated "A-1" or better by a NRSRO.	Complies
Money Market Mutual Funds	20% max combined Money Market Mutual Funds and Mutual Funds; 20% max per Money Market Mutual Fund; Registered with SEC under Investment Company Act of 1940 and issued by diversified management companies and meet either of the following criteria: (i) Highest rating by two NRSROs; or (ii) Retained an investment adviser registered or exempt from SEC registration with > 5 years experience managing money market mutual funds with AUM >\$500 million	Complies

Mutual Funds	20% max combined Money Market Mutual Funds and Mutual Funds; 10% max per Mutual Fund; Invest in securities as authorized under CGC, Section 53601 (a) to (k) and (m) to (q) inclusive and meet either of the following criteria: (i) Highest rating by two NRSROs; or (ii) Retained an investment adviser registered or exempt from SEC registration with > 5 years experience investing in securities authorized by CGC, Section 53601 and with AUM >\$500 million	<i>Complies</i>
Local Agency Investment Fund (LAIF)	Subject to statutory limits imposed by LAIF; Not used by investment adviser	<i>Complies</i>
Repurchase Agreements	25% max; 5% max per issuer; 1 year max maturity; 102% Collateralized; Not used by investment adviser	<i>Complies</i>
Max Per Issuer	5% max per issuer, unless otherwise specified	<i>Complies</i>
Maximum Maturity	5 years from date of trade settlement, unless the Board of Directors has a resolution granted authority to make such an investment	<i>Complies</i>



BOOK VALUE RECONCILIATION		
BEGINNING BOOK VALUE		\$15,342,117.61
Acquisition		
+ Security Purchases	\$423,705.72	
+ Money Market Fund Purchases	\$138,411.18	
+ Money Market Contributions	\$0.00	
+ Security Contributions	\$0.00	
+ Security Transfers	\$0.00	
Total Acquisitions		\$562,116.90
Dispositions		
- Security Sales	\$420,705.98	
- Money Market Fund Sales	\$74,621.54	
- MMF Withdrawals	\$868.11	
- Security Withdrawals	\$0.00	
- Security Transfers	\$0.00	
- Other Dispositions	\$0.00	
- Maturities	\$0.00	
- Calls	\$0.00	
- Principal Paydowns	\$33,339.13	
Total Dispositions		\$529,534.76
Amortization/Accretion		
+/- Net Accretion	\$519.17	
		\$519.17
Gain/Loss on Dispositions		
+/- Realized Gain/Loss	(\$4,396.15)	
		(\$4,396.15)
ENDING BOOK VALUE		\$15,370,822.77

CASH TRANSACTION SUMMARY		
BEGINNING BALANCE		\$40,280.81
Acquisition		
Contributions	\$0.00	
Security Sale Proceeds	\$420,705.98	
Accrued Interest Received	\$3,917.56	
Interest Received	\$30,174.55	
Dividend Received	\$1,426.18	
Principal on Maturities	\$0.00	
Interest on Maturities	\$0.00	
Calls/Redemption (Principal)	\$0.00	
Interest from Calls/Redemption	\$0.00	
Principal Paydown	\$33,339.13	
Total Acquisitions	\$489,563.40	
Dispositions		
Withdrawals	\$868.11	
Security Purchase	\$423,705.72	
Accrued Interest Paid	\$2,068.04	
Total Dispositions	\$426,641.87	
ENDING BOOK VALUE		\$103,202.34

Small Cities Organized Risk Effort

Holdings Report



Account #590

As of June 30, 2023

CUSIP	Security Description	Par Value/Units	Purchase Date Book Yield	Cost Value Book Value	Mkt Price Mkt YTM	Market Value Accrued Int.	% of Port. Gain/Loss	Moody/S&P Fitch	Maturity Duration
ABS									
89237VAB5	Toyota Auto Receivables Trust 2020-C A3 0.44% Due 10/15/2024	7,237.65	07/21/2020 0.44%	7,237.09 7,237.48	99.31 6.03%	7,187.98 1.42	0.05% (49.50)	Aaa / AAA NR	1.30 0.12
43813KAC6	Honda Auto Receivables Trust 2020-3 A3 0.37% Due 10/18/2024	15,024.07	09/22/2020 0.38%	15,021.86 15,023.80	98.61 5.95%	14,815.91 2.01	0.10% (207.89)	NR / AAA AAA	1.30 0.25
47787NAC3	John Deere Owner Trust 2020-B A3 0.51% Due 11/15/2024	1,385.35	07/14/2020 0.52%	1,385.14 1,385.32	99.28 5.17%	1,375.40 0.31	0.01% (9.92)	Aaa / NR AAA	1.38 0.15
58769KAD6	Mercedes-Benz Auto Lease Trust 2021-B A3 0.4% Due 11/15/2024	40,323.37	06/22/2021 0.40%	40,320.32 40,322.72	98.41 6.13%	39,683.68 7.17	0.27% (639.04)	NR / AAA AAA	1.38 0.27
09690AAC7	BMW Vehicle Lease Trust 2021-2 A3 0.33% Due 12/26/2024	15,709.77	09/08/2021 0.34%	15,708.14 15,709.42	98.70 6.39%	15,506.30 0.86	0.11% (203.12)	Aaa / NR AAA	1.49 0.21
36265MAC9	GM Financial Auto Lease Trust 2022-1 A3 1.9% Due 3/20/2025	80,000.00	02/15/2022 1.91%	79,999.31 79,999.74	98.05 5.87%	78,442.64 46.44	0.53% (1,557.10)	Aaa / NR AAA	1.72 0.49
05601XAC3	BMW Vehicle Lease Trust 2022-1 A3 1.1% Due 3/25/2025	32,683.55	01/11/2022 1.11%	32,678.66 32,681.90	98.29 5.84%	32,124.66 5.99	0.22% (557.24)	NR / AAA AAA	1.74 0.36
89240BAC2	Toyota Auto Receivables Owners 2021-A A3 0.26% Due 5/15/2025	12,106.31	02/02/2021 0.27%	12,104.06 12,105.80	97.82 5.87%	11,842.08 1.40	0.08% (263.72)	Aaa / NR AAA	1.88 0.39
36266FAC3	GM Financial Auto Lease Trust 2022-2 A3 3.42% Due 6/20/2025	50,000.00	05/03/2022 3.45%	49,994.79 49,997.50	98.22 5.90%	49,112.00 52.25	0.33% (885.50)	NR / AAA AAA	1.98 0.72
47788UAC6	John Deere Owner Trust 2021-A A3 0.36% Due 9/15/2025	25,429.90	03/02/2021 0.37%	25,425.02 25,428.15	97.07 6.12%	24,685.52 4.07	0.17% (742.63)	Aaa / NR AAA	2.21 0.50
44933LAC7	Hyundai Auto Receivables Trust 2021-A A3 0.38% Due 9/15/2025	29,594.54	04/20/2021 0.38%	29,591.43 29,593.65	97.38 6.00%	28,818.45 5.00	0.20% (775.20)	NR / AAA AAA	2.21 0.46
05593AAC3	BMW Vehicle Lease Trust 2023-1 A3 5.16% Due 11/25/2025	20,000.00	02/07/2023 5.22%	19,999.52 19,999.60	99.33 5.75%	19,865.56 17.20	0.13% (134.04)	Aaa / AAA NR	2.41 1.26
44934KAC8	Hyundai Auto Receivables Trust 2021-B A3 0.38% Due 1/15/2026	86,402.75	07/20/2021 0.39%	86,383.68 86,395.39	96.75 5.98%	83,592.41 14.59	0.57% (2,802.98)	NR / AAA AAA	2.55 0.58

Small Cities Organized Risk Effort

Holdings Report



Account #590

As of June 30, 2023

CUSIP	Security Description	Par Value/Units	Purchase Date Book Yield	Cost Value Book Value	Mkt Price Mkt YTM	Market Value Accrued Int.	% of Port. Gain/Loss	Moody/S&P Fitch	Maturity Duration
ABS									
43815GAC3	Honda Auto Receivables Trust 2021-4 A3 0.88% Due 1/21/2026	40,000.00	11/16/2021 0.89%	39,991.57 39,995.72	95.98 5.92%	38,391.24 9.78	0.26% (1,604.48)	Aaa / NR AAA	2.56 0.80
47789QAC4	John Deere Owner Trust 2021-B A3 0.52% Due 3/16/2026	43,268.89	07/13/2021 0.52%	43,265.03 43,267.09	95.80 6.12%	41,451.03 10.00	0.28% (1,816.06)	Aaa / NR AAA	2.71 0.75
44935FAD6	Hyundai Auto Receivables Trust 2021-C A3 0.74% Due 5/15/2026	30,000.00	11/09/2021 0.75%	29,993.30 29,996.73	96.07 5.87%	28,820.25 9.87	0.20% (1,176.48)	NR / AAA AAA	2.88 0.77
43815BAC4	Honda Auto Receivables Trust 2022-1 A3 1.88% Due 5/15/2026	65,000.00	02/15/2022 1.89%	64,990.22 64,994.32	95.55 5.87%	62,107.89 54.31	0.42% (2,886.43)	Aaa / AAA NR	2.88 1.13
05602RAD3	BMW Vehicle Owner Trust 2022-A A3 3.21% Due 8/25/2026	40,000.00	05/10/2022 3.23%	39,997.92 39,998.67	97.22 5.76%	38,888.60 21.40	0.26% (1,110.07)	Aaa / AAA NR	3.16 1.10
89238FAD5	Toyota Auto Receivables OT 2022-B A3 2.93% Due 9/15/2026	45,000.00	04/07/2022 2.95%	44,998.95 44,999.34	96.74 5.69%	43,532.91 58.60	0.30% (1,466.43)	Aaa / AAA NR	3.21 1.20
362554AC1	GM Financial Securitized Term 2021-4 A3 0.68% Due 9/16/2026	30,000.00	10/13/2021 0.68%	29,999.24 29,999.62	95.50 6.14%	28,651.47 8.50	0.19% (1,348.15)	Aaa / AAA NR	3.22 0.82
47787JAC2	John Deere Owner Trust 2022-A A3 2.32% Due 9/16/2026	50,000.00	03/10/2022 2.34%	49,988.94 49,993.02	96.32 5.88%	48,161.65 51.56	0.33% (1,831.37)	Aaa / NR AAA	3.22 1.04
448977AD0	Hyundai Auto Receivables Trust 2022-A A3 2.22% Due 10/15/2026	35,000.00	03/09/2022 2.23%	34,998.65 34,999.19	95.98 5.78%	33,592.09 34.53	0.23% (1,407.10)	NR / AAA AAA	3.30 1.14
380146AC4	GM Financial Auto Receivables 2022-1 A3 1.26% Due 11/16/2026	25,000.00	01/11/2022 1.27%	24,997.83 24,998.77	95.52 5.90%	23,880.23 13.13	0.16% (1,118.54)	NR / AAA AAA	3.38 0.97
362585AC5	GM Financial Securitized ART 2022-2 A3 3.1% Due 2/16/2027	40,000.00	04/05/2022 3.13%	39,991.64 39,994.60	96.77 5.72%	38,706.04 51.67	0.26% (1,288.56)	Aaa / AAA NR	3.64 1.25
47800AAC4	John Deere Owner Trust 2022-B A3 3.74% Due 2/16/2027	50,000.00	07/12/2022 3.77%	49,995.23 49,996.49	97.15 5.73%	48,577.20 83.11	0.33% (1,419.29)	Aaa / NR AAA	3.64 1.46
43815JAC7	Honda Auto Receivables Owner 2023-1 A3 5.04% Due 4/21/2027	40,000.00	02/16/2023 5.10%	39,992.57 39,993.39	99.35 5.43%	39,740.96 56.00	0.27% (252.43)	Aaa / NR AAA	3.81 1.92
92348KAV5	Verizon Master Trust 2022-5 A1A 3.72% Due 7/20/2027	45,000.00	08/02/2022 3.75%	44,998.02 44,998.65	98.78 5.25%	44,451.63 51.15	0.30% (547.02)	NR / AAA AAA	4.06 1.09



CUSIP	Security Description	Par Value/Units	Purchase Date Book Yield	Cost Value Book Value	Mkt Price Mkt YTM	Market Value Accrued Int.	% of Port. Gain/Loss	Moody/S&P Fitch	Maturity Duration
ABS									
58768PAC8	Mercedes-Benz Auto Receivables 2022-1 A3 5.21% Due 8/16/2027	120,000.00	11/15/2022 5.28%	119,976.26 119,980.39	99.54 5.56%	119,449.92 277.87	0.81% (530.47)	Aaa / AAA NR	4.13 1.57
58770AAC7	Mercedes-Benz Auto Receivable 2023-1 A3 4.51% Due 11/15/2027	30,000.00	01/18/2023 4.56%	29,996.40 29,996.85	98.33 5.55%	29,498.52 60.13	0.20% (498.33)	NR / AAA AAA	4.38 1.69
47800CAC0	John Deere Owner Trust 2023-A A3 5.01% Due 11/15/2027	75,000.00	02/22/2023 5.07%	74,986.34 74,987.30	99.11 5.53%	74,331.53 167.00	0.51% (655.77)	Aaa / NR AAA	4.38 1.92
477920AC6	John Deere Owner Trust 2023-B A3 5.18% Due 3/15/2028	50,000.00	06/21/2023 5.24%	49,991.66 49,991.68	99.83 5.31%	49,914.75 21.58	0.34% (76.93)	Aaa / NR AAA	4.71 2.32
Total ABS		1,269,166.15	2.65%	1,268,998.79 1,269,062.29	5.78%	1,239,200.50 1,198.90	8.41% (29,861.79)	Aaa / AAA AAA	3.07 1.08

AGENCY									
3130A0F70	FHLB Note 3.375% Due 12/8/2023	150,000.00	12/31/2018 2.72%	154,474.50 150,397.07	99.17 5.29%	148,761.15 323.44	1.01% (1,635.92)	Aaa / AA+ AAA	0.44 0.43
3135G0V34	FNMA Note 2.5% Due 2/5/2024	125,000.00	02/27/2019 2.58%	124,521.25 124,941.85	98.23 5.55%	122,786.75 1,267.36	0.84% (2,155.10)	Aaa / AA+ AAA	0.60 0.57
3130A1XJ2	FHLB Note 2.875% Due 6/14/2024	230,000.00	Various 1.96%	239,917.60 231,898.66	97.57 5.52%	224,410.08 312.26	1.52% (7,488.58)	Aaa / AA+ NR	0.96 0.92
3133EKWV4	FFCB Note 1.85% Due 7/26/2024	150,000.00	08/13/2019 1.65%	151,448.40 150,313.23	96.24 5.50%	144,365.85 1,194.79	0.99% (5,947.38)	Aaa / AA+ AAA	1.07 1.03
3130A2UW4	FHLB Note 2.875% Due 9/13/2024	200,000.00	Various 1.66%	211,539.00 202,801.82	97.17 5.33%	194,332.00 1,725.00	1.33% (8,469.82)	Aaa / AA+ AAA	1.21 1.15
3135G0W66	FNMA Note 1.625% Due 10/15/2024	175,000.00	11/08/2019 1.80%	173,547.50 174,618.91	95.41 5.35%	166,969.95 600.35	1.14% (7,648.96)	Aaa / AA+ AAA	1.30 1.25
3135G0X24	FNMA Note 1.625% Due 1/7/2025	235,000.00	Various 1.19%	239,814.00 236,515.77	94.82 5.22%	222,818.78 1,845.73	1.52% (13,696.99)	Aaa / AA+ AAA	1.53 1.46
3137EAEP0	FHLMC Note 1.5% Due 2/12/2025	260,000.00	02/13/2020 1.52%	259,799.80 259,935.06	94.40 5.16%	245,433.24 1,505.83	1.67% (14,501.82)	Aaa / AA+ AAA	1.62 1.55
3130A4CH3	FHLB Note 2.375% Due 3/14/2025	225,000.00	03/19/2020 1.18%	237,998.25 229,442.26	95.55 5.13%	214,990.43 1,588.28	1.47% (14,451.83)	Aaa / AA+ AAA	1.71 1.63



CUSIP	Security Description	Par Value/Units	Purchase Date Book Yield	Cost Value Book Value	Mkt Price Mkt YTM	Market Value Accrued Int.	% of Port. Gain/Loss	Moody/S&P Fitch	Maturity Duration
AGENCY									
3130AJHU6	FHLB Note 0.5% Due 4/14/2025	150,000.00	06/04/2020 0.53%	149,800.80 149,926.68	92.52 4.92%	138,779.25 160.42	0.94% (11,147.43)	Aaa / AA+ AAA	1.79 1.74
3135G03U5	FNMA Note 0.625% Due 4/22/2025	105,000.00	04/22/2020 0.67%	104,783.70 104,921.61	92.48 5.02%	97,105.68 125.78	0.66% (7,815.93)	Aaa / AA+ AAA	1.81 1.76
3135G04Z3	FNMA Note 0.5% Due 6/17/2025	260,000.00	06/17/2020 0.54%	259,461.80 259,788.44	91.81 4.93%	238,701.58 50.56	1.62% (21,086.86)	Aaa / AA+ AAA	1.97 1.91
3137EAEU9	FHLMC Note 0.375% Due 7/21/2025	140,000.00	07/21/2020 0.48%	139,302.80 139,712.94	91.24 4.90%	127,734.46 233.33	0.87% (11,978.48)	Aaa / AA+ AAA	2.06 2.00
3135G05X7	FNMA Note 0.375% Due 8/25/2025	220,000.00	08/25/2020 0.47%	218,970.40 219,556.32	90.99 4.83%	200,188.78 288.75	1.36% (19,367.54)	Aaa / AA+ AAA	2.16 2.09
3137EAEX3	FHLMC Note 0.375% Due 9/23/2025	200,000.00	09/23/2020 0.44%	199,398.00 199,731.01	90.74 4.80%	181,473.40 204.17	1.23% (18,257.61)	Aaa / AA+ AAA	2.24 2.17
3135G06G3	FNMA Note 0.5% Due 11/7/2025	215,000.00	11/09/2020 0.57%	214,230.30 214,636.50	90.63 4.76%	194,858.16 161.25	1.32% (19,778.34)	Aaa / AA+ AAA	2.36 2.29
3130ATUC9	FHLB Note 4.5% Due 12/12/2025	300,000.00	02/08/2023 4.21%	302,262.00 301,952.26	99.14 4.87%	297,428.70 712.50	2.02% (4,523.56)	Aaa / AA+ NR	2.45 2.29
3130ATS57	FHLB Note 4.5% Due 3/10/2028	275,000.00	03/20/2023 3.84%	283,109.75 282,654.25	100.96 4.27%	277,649.63 3,815.63	1.91% (5,004.62)	Aaa / AA+ AAA	4.70 4.14
Total Agency		3,615,000.00	1.67%	3,664,379.85 3,633,744.64	5.04%	3,438,787.87 16,115.43	23.42% (194,956.77)	Aaa / AA+ AAA	1.91 1.80
CMO									
3137FG6X8	FHLMC K077 A2 3.85% Due 5/25/2028	295,000.00	05/24/2023 4.65%	289,583.98 289,679.10	96.83 4.57%	285,656.17 189.29	1.94% (4,022.93)	NR / NR AAA	4.91 4.29
Total CMO		295,000.00	4.65%	289,583.98 289,679.10	4.57%	285,656.17 189.29	1.94% (4,022.93)	NR / NR AAA	4.91 4.29
CORPORATE									
89114QCB2	Toronto Dominion Bank Note 3.25% Due 3/11/2024	135,000.00	03/26/2019 2.95%	136,833.30 135,257.27	98.31 5.74%	132,722.69 1,340.63	0.91% (2,534.58)	A1 / A AA-	0.70 0.67
037833CU2	Apple Inc Callable Note Cont 3/11/2024 2.85% Due 5/11/2024	150,000.00	05/17/2019 2.72%	150,888.00 150,128.45	97.84 5.43%	146,765.55 593.75	1.00% (3,362.90)	Aaa / AA+ NR	0.87 0.83

Small Cities Organized Risk Effort

Holdings Report



Account #590

As of June 30, 2023

CUSIP	Security Description	Par Value/Units	Purchase Date Book Yield	Cost Value Book Value	Mkt Price Mkt YTM	Market Value Accrued Int.	% of Port. Gain/Loss	Moody/S&P Fitch	Maturity Duration
CORPORATE									
023135BW5	Amazon.com Inc Note 0.45% Due 5/12/2024	95,000.00	05/10/2021 0.50%	94,861.30 94,960.01	95.87 5.39%	91,079.26 58.19	0.62% (3,880.75)	A1 / AA AA-	0.87 0.84
02665WCZ2	American Honda Finance Note 2.4% Due 6/27/2024	150,000.00	07/10/2019 2.49%	149,373.00 149,874.74	96.93 5.62%	145,401.15 40.00	0.99% (4,473.59)	A3 / A- A	0.99 0.96
79466LAG9	Salesforce.com Inc Callable Note Cont 7/15/2022 0.625% Due 7/15/2024	25,000.00	06/29/2021 0.64%	24,987.25 24,995.59	95.19 5.44%	23,797.45 72.05	0.16% (1,198.14)	A2 / A+ NR	1.04 1.01
46647PAU0	JP Morgan Chase & Co Callable Note 1X 7/23/2023 3.797% Due 7/23/2024	150,000.00	09/12/2019 2.35%	157,930.50 150,124.09	99.88 5.65%	149,820.75 2,499.69	1.03% (303.34)	A1 / A- AA-	1.07 0.06
00440EAS6	Chubb INA Holdings Inc Note 3.15% Due 3/15/2025	140,000.00	02/24/2021 0.83%	152,899.60 145,437.38	96.53 5.30%	135,135.98 1,298.50	0.92% (10,301.40)	A3 / A A	1.71 1.62
30231GBH4	Exxon Mobil Corp Callable Note Cont 2/19/2025 2.992% Due 3/19/2025	140,000.00	01/20/2021 0.72%	152,733.00 145,122.27	96.34 5.24%	134,875.02 1,186.83	0.92% (10,247.25)	Aa2 / AA- NR	1.72 1.63
06367WB85	Bank of Montreal Note 1.85% Due 5/1/2025	150,000.00	03/24/2021 1.15%	154,207.50 151,883.12	93.42 5.67%	140,123.85 462.50	0.95% (11,759.27)	A2 / A- AA-	1.84 1.76
14913R2V8	Caterpillar Financial Service Note 3.4% Due 5/13/2025	55,000.00	05/10/2022 3.44%	54,930.15 54,956.53	96.82 5.21%	53,249.02 249.33	0.36% (1,707.51)	A2 / A A+	1.87 1.77
747525AF0	Qualcomm Inc Callable Note Cont 2/20/2025 3.45% Due 5/20/2025	140,000.00	05/27/2020 1.13%	155,689.80 145,949.52	96.98 5.15%	135,766.40 550.08	0.92% (10,183.12)	A2 / A NR	1.89 1.79
78015K7H1	Royal Bank of Canada Note 1.15% Due 6/10/2025	150,000.00	12/22/2021 1.43%	148,590.00 149,206.11	92.31 5.37%	138,465.45 100.63	0.94% (10,740.66)	A1 / A AA-	1.95 1.88
63743HFE7	National Rural Utilities Note 3.45% Due 6/15/2025	85,000.00	Various 3.55%	84,750.55 84,843.14	96.20 5.52%	81,768.30 130.34	0.56% (3,074.84)	A2 / A- A	1.96 1.86
857477BR3	State Street Bank Callable Note Cont 2/6/2025 1.746% Due 2/6/2026	40,000.00	02/02/2022 1.75%	40,000.00 40,000.00	93.69 5.93%	37,477.20 281.30	0.26% (2,522.80)	A1 / A AA-	2.61 1.53
46647PBK1	JP Morgan Chase & Co Callable Note Cont 4/22/2025 2.083% Due 4/22/2026	50,000.00	09/16/2021 1.17%	51,594.50 50,804.55	93.65 5.83%	46,825.10 199.62	0.32% (3,979.45)	A1 / A- AA-	2.81 1.73
91324PEC2	United Health Group Inc Callable Note Cont 4/15/2026 1.15% Due 5/15/2026	175,000.00	Various 1.42%	173,020.70 173,705.73	90.43 4.75%	158,253.38 257.15	1.07% (15,452.35)	A3 / A+ A	2.88 2.76

Small Cities Organized Risk Effort

Account #590

Holdings Report

As of June 30, 2023



CUSIP	Security Description	Par Value/Units	Purchase Date Book Yield	Cost Value Book Value	Mkt Price Mkt YTM	Market Value Accrued Int.	% of Port. Gain/Loss	Moody/S&P Fitch	Maturity Duration
CORPORATE									
89236TJK2	Toyota Motor Credit Corp Note 1.125% Due 6/18/2026	130,000.00	06/15/2021 1.13%	129,942.80 129,966.07	89.41 5.01%	116,235.73 52.81	0.79% (13,730.34)	A1 / A+ A+	2.97 2.85
06051GJD2	Bank of America Corp Callable Note Cont 6/19/2025 1.319% Due 6/19/2026	80,000.00	Various 2.81%	77,319.60 77,672.45	91.60 5.90%	73,281.52 35.17	0.50% (4,390.93)	A1 / A- AA-	2.97 1.89
931142ER0	Wal-Mart Stores Callable Note Cont 08/17/2026 1.05% Due 9/17/2026	30,000.00	09/08/2021 1.09%	29,943.30 29,963.55	89.28 4.68%	26,784.84 91.00	0.18% (3,178.71)	Aa2 / AA AA	3.22 3.08
438516BL9	Honeywell Intl Callable Note 08/01/2026 2.5% Due 11/1/2026	180,000.00	12/15/2022 4.36%	168,229.80 169,845.81	93.36 4.67%	168,056.82 750.00	1.14% (1,788.99)	A2 / A A	3.34 3.13
87612EBM7	Target Corp Callable Note Cont 12/15/2026 1.95% Due 1/15/2027	70,000.00	01/19/2022 1.99%	69,881.00 69,915.25	91.54 4.56%	64,079.68 629.42	0.44% (5,835.57)	A2 / A A	3.55 3.32
808513BY0	Charles Schwab Corp Callable Note Cont 2/3/2027 2.45% Due 3/3/2027	150,000.00	Various 2.78%	147,699.00 148,297.41	89.58 5.63%	134,365.65 1,204.59	0.92% (13,931.76)	A2 / A- A	3.68 3.40
084664CZ2	Berkshire Hathaway Callable Note Cont 2/15/2027 2.3% Due 3/15/2027	115,000.00	03/07/2022 2.30%	114,978.15 114,983.81	93.51 4.21%	107,536.50 778.81	0.73% (7,447.31)	Aa2 / AA A+	3.71 3.47
09247XAN1	Blackrock Inc Note 3.2% Due 3/15/2027	190,000.00	01/19/2023 4.08%	183,705.30 184,367.24	94.65 4.79%	179,836.33 1,790.22	1.23% (4,530.91)	Aa3 / AA- NR	3.71 3.41
023135CF1	Amazon.com Inc Callable Note Cont 3/13/2027 3.3% Due 4/13/2027	110,000.00	Various 3.63%	108,548.65 108,742.12	95.23 4.69%	104,756.52 786.50	0.72% (3,985.60)	A1 / AA AA-	3.79 3.48
74340XBN0	Prologis LP Callable Note Cont 2/15/2027 2.125% Due 4/15/2027	160,000.00	11/09/2022 5.16%	141,006.40 143,702.95	90.10 5.02%	144,163.36 717.78	0.98% 460.41	A3 / A NR	3.79 3.55
61772BAB9	Morgan Stanley Callable Note Cont 5/4/2026 1.593% Due 5/4/2027	150,000.00	Various 4.94%	133,989.30 137,320.25	89.52 5.63%	134,282.70 378.34	0.91% (3,037.55)	A1 / A- A+	3.85 2.71
14913R3A3	Caterpillar Financial Service Note 3.6% Due 8/12/2027	95,000.00	08/22/2022 3.81%	94,090.85 94,246.72	96.26 4.61%	91,448.71 1,320.50	0.63% (2,798.01)	A2 / A A+	4.12 3.72



CUSIP	Security Description	Par Value/Units	Purchase Date Book Yield	Cost Value Book Value	Mkt Price Mkt YTM	Market Value Accrued Int.	% of Port. Gain/Loss	Moody/S&P Fitch	Maturity Duration
CORPORATE									
756109BG8	Realty Income Corp Callable Note Cont 5/15/2027 3.95% Due 8/15/2027	200,000.00	01/05/2023 4.88%	192,410.00 193,192.05	94.97 5.32%	189,947.40 2,984.44	1.31% (3,244.65)	A3 / A- NR	4.13 3.68
931142EX7	Wal-Mart Stores Callable Note Cont 09/09/2027 3.95% Due 9/9/2027	50,000.00	Various 3.99%	49,921.10 49,933.84	98.09 4.45%	49,044.10 614.44	0.34% (889.74)	Aa2 / AA AA	4.20 3.77
06051GGF0	Bank of America Corp Callable Note 1/20/2027 3.824% Due 1/20/2028	100,000.00	04/24/2023 5.57%	95,493.00 95,664.94	94.55 5.53%	94,554.70 1,710.18	0.65% (1,110.24)	A1 / A- AA-	4.56 3.20
438516CJ3	Honeywell Intl Callable Note Cont 01/15/2028 4.95% Due 2/15/2028	180,000.00	02/13/2023 4.44%	184,037.40 183,731.50	101.34 4.62%	182,413.08 3,366.00	1.26% (1,318.42)	A2 / A A	4.63 3.96
57636QAW4	MasterCard Inc Callable Note Cont 2/9/28 4.875% Due 3/9/2028	95,000.00	03/06/2023 4.90%	94,907.85 94,913.60	101.13 4.60%	96,074.45 1,440.83	0.66% 1,160.85	Aa3 / A+ NR	4.70 4.03
Total Corporate		3,915,000.00	2.86%	3,899,392.65 3,873,708.06	5.18%	3,708,388.64 27,971.62	25.33% (165,319.42)	A1 / A A+	2.80 2.45
MONEY MARKET FUND									
31846V203	First American Govt Obligation Fund Class Y	103,202.34	Various 4.70%	103,202.34 103,202.34	1.00 4.70%	103,202.34 0.00	0.70% 0.00	Aaa / AAA AAA	0.00 0.00
Total Money Market Fund		103,202.34	4.70%	103,202.34 103,202.34	4.70%	103,202.34 0.00	0.70% 0.00	Aaa / AAA AAA	0.00 0.00
SUPRANATIONAL									
4581X0EE4	Inter-American Dev Bank Note 3.25% Due 7/1/2024	85,000.00	06/22/2022 3.26%	84,991.50 84,995.74	97.81 5.53%	83,135.02 1,381.25	0.57% (1,860.72)	Aaa / AAA AAA	1.01 0.95
4581X0DZ8	Inter-American Dev Bank Note 0.5% Due 9/23/2024	190,000.00	09/15/2021 0.52%	189,859.40 189,942.27	94.22 5.42%	179,008.50 258.61	1.22% (10,933.77)	Aaa / AAA NR	1.24 1.19
459058JB0	Intl. Bank Recon & Development Note 0.625% Due 4/22/2025	130,000.00	04/15/2020 0.70%	129,496.90 129,817.88	92.43 5.05%	120,161.99 155.73	0.82% (9,655.89)	Aaa / AAA NR	1.81 1.76



CUSIP	Security Description	Par Value/Units	Purchase Date Book Yield	Cost Value Book Value	Mkt Price Mkt YTM	Market Value Accrued Int.	% of Port. Gain/Loss	Moody/S&P Fitch	Maturity Duration
SUPRANATIONAL									
459058JL8	Intl. Bank Recon & Development Note 0.5% Due 10/28/2025	180,000.00	10/21/2020 0.52%	179,796.60 179,905.32	90.76 4.74%	163,375.02 157.50	1.11% (16,530.30)	Aaa / AAA AAA	2.33 2.26
Total Supranational		585,000.00	0.96%	584,144.40 584,661.21	5.15%	545,680.53 1,953.09	3.71% (38,980.68)	Aaa / AAA AAA	1.65 1.60
US TREASURY									
912828WJ5	US Treasury Note 2.5% Due 5/15/2024	150,000.00	06/10/2019 1.91%	154,136.72 150,733.12	97.49 5.47%	146,238.30 478.94	0.99% (4,494.82)	Aaa / AA+ AAA	0.88 0.85
912828YH7	US Treasury Note 1.5% Due 9/30/2024	300,000.00	Various 1.68%	297,509.76 299,358.34	95.41 5.33%	286,242.31 1,131.15	1.95% (13,116.03)	Aaa / AA+ AAA	1.25 1.21
9128283J7	US Treasury Note 2.125% Due 11/30/2024	275,000.00	Various 1.76%	279,733.40 276,354.65	95.77 5.26%	263,355.40 494.97	1.79% (12,999.25)	Aaa / AA+ AAA	1.42 1.37
912828J27	US Treasury Note 2% Due 2/15/2025	175,000.00	03/04/2020 0.72%	185,903.32 178,588.21	95.19 5.12%	166,578.13 1,314.92	1.14% (12,010.08)	Aaa / AA+ AAA	1.63 1.56
912828ZC7	US Treasury Note 1.125% Due 2/28/2025	50,000.00	03/19/2020 0.72%	50,992.19 50,334.03	93.73 5.09%	46,865.25 188.01	0.32% (3,468.78)	Aaa / AA+ AAA	1.67 1.61
91282CFP1	US Treasury Note 4.25% Due 10/15/2025	220,000.00	12/15/2022 4.02%	221,332.03 221,078.25	98.88 4.77%	217,542.16 1,967.08	1.49% (3,536.09)	Aaa / AA+ AAA	2.30 2.14
91282CAZ4	US Treasury Note 0.375% Due 11/30/2025	300,000.00	12/29/2020 0.37%	300,093.75 300,046.09	90.27 4.68%	270,796.80 95.29	1.84% (29,249.29)	Aaa / AA+ AAA	2.42 2.35
91282CBC4	US Treasury Note 0.375% Due 12/31/2025	125,000.00	01/27/2021 0.39%	124,882.81 124,940.43	90.14 4.60%	112,670.88 1.27	0.76% (12,269.55)	Aaa / AA+ AAA	2.51 2.43
91282CBT7	US Treasury Note 0.75% Due 3/31/2026	300,000.00	03/30/2021 0.91%	297,597.66 298,679.11	90.38 4.51%	271,148.40 565.57	1.84% (27,530.71)	Aaa / AA+ AAA	2.75 2.66
91282CBW0	US Treasury Note 0.75% Due 4/30/2026	150,000.00	04/29/2021 0.89%	149,009.77 149,439.27	90.05 4.53%	135,070.35 189.54	0.92% (14,368.92)	Aaa / AA+ AAA	2.84 2.74
91282CCP4	US Treasury Note 0.625% Due 7/31/2026	125,000.00	08/10/2021 0.82%	123,813.48 124,263.90	89.09 4.45%	111,362.25 325.88	0.76% (12,901.65)	Aaa / AA+ AAA	3.09 2.98
91282CCW9	US Treasury Note 0.75% Due 8/31/2026	350,000.00	Various 0.98%	346,279.30 347,567.45	89.19 4.45%	312,156.25 877.38	2.12% (35,411.20)	Aaa / AA+ AAA	3.17 3.06



CUSIP	Security Description	Par Value/Units	Purchase Date Book Yield	Cost Value Book Value	Mkt Price Mkt YTM	Market Value Accrued Int.	% of Port. Gain/Loss	Moody/S&P Fitch	Maturity Duration
US TREASURY									
91282CDG3	US Treasury Note 1.125% Due 10/31/2026	325,000.00	Various 1.26%	322,884.77 323,560.61	89.92 4.41%	292,246.18 616.00	1.99% (31,314.43)	Aaa / AA+ AAA	3.34 3.20
912828V98	US Treasury Note 2.25% Due 2/15/2027	200,000.00	02/06/2023 3.92%	187,695.31 188,901.49	92.99 4.36%	185,976.60 1,690.61	1.27% (2,924.89)	Aaa / AA+ AAA	3.63 3.39
91282CEF4	US Treasury Note 2.5% Due 3/31/2027	200,000.00	09/27/2022 4.26%	185,734.38 188,127.88	93.71 4.33%	187,429.60 1,256.83	1.28% (698.28)	Aaa / AA+ AAA	3.75 3.50
91282CEN7	US Treasury Note 2.75% Due 4/30/2027	340,000.00	Various 3.26%	332,193.75 333,873.23	94.46 4.33%	321,180.32 1,575.27	2.19% (12,692.91)	Aaa / AA+ AAA	3.84 3.57
91282CEW7	US Treasury Note 3.25% Due 6/30/2027	175,000.00	08/03/2022 2.94%	177,460.94 177,006.13	96.17 4.30%	168,300.83 15.46	1.14% (8,705.30)	Aaa / AA+ AAA	4.00 3.70
91282CFH9	US Treasury Note 3.125% Due 8/31/2027	120,000.00	09/08/2022 3.36%	118,692.19 118,904.52	95.64 4.28%	114,764.04 1,253.40	0.79% (4,140.48)	Aaa / AA+ AAA	4.17 3.81
91282CFM8	US Treasury Note 4.125% Due 9/30/2027	150,000.00	10/28/2022 4.20%	149,531.25 149,594.71	99.44 4.27%	149,162.10 1,555.33	1.02% (432.61)	Aaa / AA+ AAA	4.25 3.82
91282CFU0	US Treasury Note 4.125% Due 10/31/2027	220,000.00	12/15/2022 3.68%	224,357.03 223,874.82	99.48 4.26%	218,848.52 1,528.94	1.49% (5,026.30)	Aaa / AA+ AAA	4.34 3.90
9128283F5	US Treasury Note 2.25% Due 11/15/2027	200,000.00	01/05/2023 3.98%	184,875.00 186,375.56	92.11 4.25%	184,211.00 574.73	1.25% (2,164.56)	Aaa / AA+ AAA	4.38 4.08
91282CGC9	US Treasury Note 3.875% Due 12/31/2027	180,000.00	01/19/2023 3.48%	183,171.09 182,886.64	98.60 4.22%	177,475.86 18.95	1.20% (5,410.78)	Aaa / AA+ AAA	4.51 4.08
91282CGH8	US Treasury Note 3.5% Due 1/31/2028	220,000.00	02/27/2023 4.21%	213,125.00 213,595.31	97.11 4.20%	213,632.10 3,211.88	1.47% 36.79	Aaa / AA+ AAA	4.59 4.12
9128283W8	US Treasury Note 2.75% Due 2/15/2028	230,000.00	03/08/2023 4.37%	213,639.45 214,673.32	93.98 4.19%	216,155.15 2,376.24	1.48% 1,481.83	Aaa / AA+ AAA	4.63 4.23
91282CGT2	US Treasury Note 3.625% Due 3/31/2028	200,000.00	06/28/2023 4.05%	196,343.75 196,347.96	97.67 4.17%	195,343.80 1,822.40	1.34% (1,004.16)	Aaa / AA+ AAA	4.76 4.27
91282CHA2	US Treasury Note 3.5% Due 4/30/2028	220,000.00	05/15/2023 3.47%	220,275.00 220,268.01	97.17 4.15%	213,778.18 1,297.28	1.46% (6,489.83)	Aaa / AA+ AAA	4.84 4.37
91282CHE4	US Treasury Note 3.625% Due 5/31/2028	180,000.00	06/15/2023 3.95%	177,370.31 177,392.09	97.81 4.12%	176,062.50 552.66	1.20% (1,329.59)	Aaa / AA+ AAA	4.92 4.44

Holdings Report

As of June 30, 2023



CUSIP	Security Description	Par Value/Units	Purchase Date Book Yield	Cost Value Book Value	Mkt Price Mkt YTM	Market Value Accrued Int.	% of Port. Gain/Loss	Moody/S&P Fitch	Maturity Duration
	Total US Treasury	5,680,000.00	2.53%	5,618,633.41 5,616,765.13	4.52%	5,354,593.26 26,975.98	36.49% (262,171.87)	Aaa / AA+ AAA	3.34 3.10
	TOTAL PORTFOLIO	15,462,368.49	2.41%	15,428,335.42 15,370,822.77	4.94%	14,675,509.31 74,404.31	100.00% (695,313.46)	Aa1 / AA AAA	2.79 2.41
	TOTAL MARKET VALUE PLUS ACCRUED					14,749,913.62			

Small Cities Organized Risk Effort

Account #590

Transaction Ledger

As of June 30, 2023



Transaction Type	Settlement Date	CUSIP	Quantity	Security Description	Price	Acq/Disp Yield	Amount	Interest Pur/Sold	Total Amount	Gain/Loss
ACQUISITIONS										
Purchase	06/01/2023	31846V203	1,426.18	First American Govt Obligation Fund Class Y	1.000	4.66%	1,426.18	0.00	1,426.18	0.00
Purchase	06/08/2023	31846V203	2,531.25	First American Govt Obligation Fund Class Y	1.000	4.66%	2,531.25	0.00	2,531.25	0.00
Purchase	06/10/2023	31846V203	862.50	First American Govt Obligation Fund Class Y	1.000	4.66%	862.50	0.00	862.50	0.00
Purchase	06/12/2023	31846V203	8,212.50	First American Govt Obligation Fund Class Y	1.000	4.66%	8,212.50	0.00	8,212.50	0.00
Purchase	06/14/2023	31846V203	3,306.25	First American Govt Obligation Fund Class Y	1.000	4.66%	3,306.25	0.00	3,306.25	0.00
Purchase	06/15/2023	31846V203	1,466.25	First American Govt Obligation Fund Class Y	1.000	4.66%	1,466.25	0.00	1,466.25	0.00
Purchase	06/15/2023	31846V203	96.67	First American Govt Obligation Fund Class Y	1.000	4.66%	96.67	0.00	96.67	0.00
Purchase	06/15/2023	31846V203	18.50	First American Govt Obligation Fund Class Y	1.000	4.66%	18.50	0.00	18.50	0.00
Purchase	06/15/2023	31846V203	64.75	First American Govt Obligation Fund Class Y	1.000	4.66%	64.75	0.00	64.75	0.00
Purchase	06/15/2023	31846V203	101.83	First American Govt Obligation Fund Class Y	1.000	4.66%	101.83	0.00	101.83	0.00
Purchase	06/15/2023	31846V203	521.00	First American Govt Obligation Fund Class Y	1.000	4.66%	521.00	0.00	521.00	0.00
Purchase	06/15/2023	31846V203	313.13	First American Govt Obligation Fund Class Y	1.000	4.66%	313.13	0.00	313.13	0.00
Purchase	06/15/2023	31846V203	109.88	First American Govt Obligation Fund Class Y	1.000	4.66%	109.88	0.00	109.88	0.00
Purchase	06/15/2023	31846V203	112.75	First American Govt Obligation Fund Class Y	1.000	4.66%	112.75	0.00	112.75	0.00
Purchase	06/15/2023	31846V203	155.83	First American Govt Obligation Fund Class Y	1.000	4.66%	155.83	0.00	155.83	0.00
Purchase	06/15/2023	31846V203	2,779.67	First American Govt Obligation Fund Class Y	1.000	4.66%	2,779.67	0.00	2,779.67	0.00

Small Cities Organized Risk Effort

Account #590

Transaction Ledger

As of June 30, 2023



Transaction Type	Settlement Date	CUSIP	Quantity	Security Description	Price	Acq/Disp Yield	Amount	Interest Pur/Sold	Total Amount	Gain/Loss
ACQUISITIONS										
Purchase	06/15/2023	31846V203	6,386.08	First American Govt Obligation Fund Class Y	1.000	4.66%	6,386.08	0.00	6,386.08	0.00
Purchase	06/15/2023	31846V203	432.73	First American Govt Obligation Fund Class Y	1.000	4.66%	432.73	0.00	432.73	0.00
Purchase	06/15/2023	31846V203	1,807.07	First American Govt Obligation Fund Class Y	1.000	4.66%	1,807.07	0.00	1,807.07	0.00
Purchase	06/15/2023	31846V203	2,622.31	First American Govt Obligation Fund Class Y	1.000	4.66%	2,622.31	0.00	2,622.31	0.00
Purchase	06/15/2023	31846V203	5,493.34	First American Govt Obligation Fund Class Y	1.000	4.66%	5,493.34	0.00	5,493.34	0.00
Purchase	06/15/2023	31846V203	393.03	First American Govt Obligation Fund Class Y	1.000	4.66%	393.03	0.00	393.03	0.00
Purchase	06/15/2023	31846V203	2,353.82	First American Govt Obligation Fund Class Y	1.000	4.66%	2,353.82	0.00	2,353.82	0.00
Purchase	06/15/2023	31846V203	1,377.37	First American Govt Obligation Fund Class Y	1.000	4.66%	1,377.37	0.00	1,377.37	0.00
Purchase	06/16/2023	31846V203	73,471.32	First American Govt Obligation Fund Class Y	1.000	4.66%	73,471.32	0.00	73,471.32	0.00
Purchase	06/16/2023	31846V203	17.00	First American Govt Obligation Fund Class Y	1.000	4.66%	17.00	0.00	17.00	0.00
Purchase	06/16/2023	31846V203	103.33	First American Govt Obligation Fund Class Y	1.000	4.66%	103.33	0.00	103.33	0.00
Purchase	06/16/2023	31846V203	26.25	First American Govt Obligation Fund Class Y	1.000	4.66%	26.25	0.00	26.25	0.00
Purchase	06/16/2023	91282CHE4	180,000.00	US Treasury Note 3.625% Due 5/31/2028	98.539	3.95%	177,370.31	285.25	177,655.56	0.00
Purchase	06/17/2023	31846V203	650.00	First American Govt Obligation Fund Class Y	1.000	4.66%	650.00	0.00	650.00	0.00
Purchase	06/18/2023	31846V203	731.25	First American Govt Obligation Fund Class Y	1.000	4.66%	731.25	0.00	731.25	0.00
Purchase	06/19/2023	31846V203	527.60	First American Govt Obligation Fund Class Y	1.000	4.66%	527.60	0.00	527.60	0.00

Small Cities Organized Risk Effort

Account #590

Transaction Ledger

As of June 30, 2023



Transaction Type	Settlement Date	CUSIP	Quantity	Security Description	Price	Acq/Disp Yield	Amount	Interest Pur/Sold	Total Amount	Gain/Loss
ACQUISITIONS										
Purchase	06/20/2023	31846V203	139.50	First American Govt Obligation Fund Class Y	1.000	4.66%	139.50	0.00	139.50	0.00
Purchase	06/20/2023	31846V203	126.67	First American Govt Obligation Fund Class Y	1.000	4.66%	126.67	0.00	126.67	0.00
Purchase	06/20/2023	31846V203	142.50	First American Govt Obligation Fund Class Y	1.000	4.66%	142.50	0.00	142.50	0.00
Purchase	06/20/2023	31846V203	2,625.16	First American Govt Obligation Fund Class Y	1.000	4.66%	2,625.16	0.00	2,625.16	0.00
Purchase	06/21/2023	31846V203	168.00	First American Govt Obligation Fund Class Y	1.000	4.66%	168.00	0.00	168.00	0.00
Purchase	06/21/2023	31846V203	29.33	First American Govt Obligation Fund Class Y	1.000	4.66%	29.33	0.00	29.33	0.00
Purchase	06/26/2023	31846V203	86.00	First American Govt Obligation Fund Class Y	1.000	4.66%	86.00	0.00	86.00	0.00
Purchase	06/26/2023	31846V203	107.00	First American Govt Obligation Fund Class Y	1.000	4.66%	107.00	0.00	107.00	0.00
Purchase	06/26/2023	31846V203	946.46	First American Govt Obligation Fund Class Y	1.000	4.66%	946.46	0.00	946.46	0.00
Purchase	06/26/2023	31846V203	4,011.85	First American Govt Obligation Fund Class Y	1.000	4.66%	4,011.85	0.00	4,011.85	0.00
Purchase	06/26/2023	31846V203	3,191.64	First American Govt Obligation Fund Class Y	1.000	4.66%	3,191.64	0.00	3,191.64	0.00
Purchase	06/27/2023	31846V203	1,800.00	First American Govt Obligation Fund Class Y	1.000	4.66%	1,800.00	0.00	1,800.00	0.00
Purchase	06/28/2023	477920AC6	50,000.00	John Deere Owner Trust 2023-B A3 5.18% Due 3/15/2028	99.983	5.24%	49,991.66	0.00	49,991.66	0.00
Purchase	06/29/2023	91282CGT2	200,000.00	US Treasury Note 3.625% Due 3/31/2028	98.172	4.05%	196,343.75	1,782.79	198,126.54	0.00
Purchase	06/30/2023	31846V203	6,565.63	First American Govt Obligation Fund Class Y	1.000	4.70%	6,565.63	0.00	6,565.63	0.00

Small Cities Organized Risk Effort

Account #590

Transaction Ledger

As of June 30, 2023



Transaction Type	Settlement Date	CUSIP	Quantity	Security Description	Price	Acq/Disp Yield	Amount	Interest Pur/Sold	Total Amount	Gain/Loss
ACQUISITIONS										
Subtotal			568,411.18				562,116.90	2,068.04	564,184.94	0.00
TOTAL ACQUISITIONS			568,411.18				562,116.90	2,068.04	564,184.94	0.00
DISPOSITIONS										
Sale	06/16/2023	313383YJ4	250,000.00	FHLB Note 3.375% Due 9/8/2023	99.532	3.04%	248,830.00	2,296.88	251,126.88	-1,342.52
Sale	06/28/2023	31846V203	49,991.66	First American Govt Obligation Fund Class Y	1.000	4.65%	49,991.66	0.00	49,991.66	0.00
Sale	06/29/2023	31846V203	24,629.88	First American Govt Obligation Fund Class Y	1.000	4.70%	24,629.88	0.00	24,629.88	0.00
Sale	06/29/2023	912828V80	175,000.00	US Treasury Note 2.25% Due 1/31/2024	98.215	2.32%	171,875.98	1,620.68	173,496.66	-3,053.63
Subtotal			499,621.54				495,327.52	3,917.56	499,245.08	-4,396.15
Paydown	06/15/2023	43815BAC4	0.00	Honda Auto Receivables Trust 2022-1 A3 1.88% Due 5/15/2026	100.000		0.00	101.83	101.83	0.00
Paydown	06/15/2023	448977AD0	0.00	Hyundai Auto Receivables Trust 2022-A A3 2.22% Due 10/15/2026	100.000		0.00	64.75	64.75	0.00
Paydown	06/15/2023	44933LAC7	2,769.42	Hyundai Auto Receivables Trust 2021-A A3 0.38% Due 9/15/2025	100.000		2,769.42	10.25	2,779.67	0.00
Paydown	06/15/2023	44934KAC8	6,356.71	Hyundai Auto Receivables Trust 2021-B A3 0.38% Due 1/15/2026	100.000		6,356.71	29.37	6,386.08	0.00
Paydown	06/15/2023	44935FAD6	0.00	Hyundai Auto Receivables Trust 2021-C A3 0.74% Due 5/15/2026	100.000		0.00	18.50	18.50	0.00
Paydown	06/15/2023	47787JAC2	0.00	John Deere Owner Trust 2022-A A3 2.32% Due 9/16/2026	100.000		0.00	96.67	96.67	0.00
Paydown	06/15/2023	47787NAC3	431.96	John Deere Owner Trust 2020-B A3 0.51% Due 11/15/2024	100.000		431.96	0.77	432.73	0.00



Transaction Type	Settlement Date	CUSIP	Quantity	Security Description	Price	Acq/Disp Yield	Amount	Interest Pur/Sold	Total Amount	Gain/Loss
DISPOSITIONS										
Paydown	06/15/2023	47788UAC6	1,798.90	John Deere Owner Trust 2021-A A3 0.36% Due 9/15/2025	100.000		1,798.90	8.17	1,807.07	0.00
Paydown	06/15/2023	47789QAC4	2,602.43	John Deere Owner Trust 2021-B A3 0.52% Due 3/16/2026	100.000		2,602.43	19.88	2,622.31	0.00
Paydown	06/15/2023	47800AAC4	0.00	John Deere Owner Trust 2022-B A3 3.74% Due 2/16/2027	100.000		0.00	155.83	155.83	0.00
Paydown	06/15/2023	47800CAC0	0.00	John Deere Owner Trust 2023-A A3 5.01% Due 11/15/2027	100.000		0.00	313.13	313.13	0.00
Paydown	06/15/2023	58768PAC8	0.00	Mercedes-Benz Auto Receivables 2022-1 A3 5.21% Due 8/16/2027	100.000		0.00	521.00	521.00	0.00
Paydown	06/15/2023	58769KAD6	5,478.07	Mercedes-Benz Auto Lease Trust 2021-B A3 0.4% Due 11/15/2024	100.000		5,478.07	15.27	5,493.34	0.00
Paydown	06/15/2023	58770AAC7	0.00	Mercedes-Benz Auto Receivable 2023-1 A3 4.51% Due 11/15/2027	100.000		0.00	112.75	112.75	0.00
Paydown	06/15/2023	89232HAC9	392.49	Toyota Auto Receivable Own 2020-A A3 1.66% Due 5/15/2024	100.000		392.49	0.54	393.03	0.00
Paydown	06/15/2023	89237VAB5	2,350.30	Toyota Auto Receivables Trust 2020-C A3 0.44% Due 10/15/2024	100.000		2,350.30	3.52	2,353.82	0.00
Paydown	06/15/2023	89238FAD5	0.00	Toyota Auto Receivables OT 2022-B A3 2.93% Due 9/15/2026	100.000		0.00	109.88	109.88	0.00
Paydown	06/15/2023	89240BAC2	1,374.45	Toyota Auto Receivables Owners 2021-A A3 0.26% Due 5/15/2025	100.000		1,374.45	2.92	1,377.37	0.00
Paydown	06/16/2023	362554AC1	0.00	GM Financial Securitized Term 2021-4 A3 0.68% Due 9/16/2026	100.000		0.00	17.00	17.00	0.00
Paydown	06/16/2023	362585AC5	0.00	GM Financial Securitized ART 2022-2 A3 3.1% Due 2/16/2027	100.000		0.00	103.33	103.33	0.00

Small Cities Organized Risk Effort

Account #590

Transaction Ledger

As of June 30, 2023



Transaction Type	Settlement Date	CUSIP	Quantity	Security Description	Price	Acq/Disp Yield	Amount	Interest Pur/Sold	Total Amount	Gain/Loss
DISPOSITIONS										
Paydown	06/16/2023	380146AC4	0.00	GM Financial Auto Receivables 2022-1 A3 1.26% Due 11/16/2026	100.000		0.00	26.25	26.25	0.00
Paydown	06/20/2023	36265MAC9	0.00	GM Financial Auto Lease Trust 2022-1 A3 1.9% Due 3/20/2025	100.000		0.00	126.67	126.67	0.00
Paydown	06/20/2023	36266FAC3	0.00	GM Financial Auto Lease Trust 2022-2 A3 3.42% Due 6/20/2025	100.000		0.00	142.50	142.50	0.00
Paydown	06/20/2023	43813KAC6	2,619.72	Honda Auto Receivables Trust 2020-3 A3 0.37% Due 10/18/2024	100.000		2,619.72	5.44	2,625.16	0.00
Paydown	06/20/2023	92348KAV5	0.00	Verizon Master Trust 2022-5 A1A 3.72% Due 7/20/2027	100.000		0.00	139.50	139.50	0.00
Paydown	06/21/2023	43815GAC3	0.00	Honda Auto Receivables Trust 2021-4 A3 0.88% Due 1/21/2026	100.000		0.00	29.33	29.33	0.00
Paydown	06/21/2023	43815JAC7	0.00	Honda Auto Receivables Owner 2023-1 A3 5.04% Due 4/21/2027	100.000		0.00	168.00	168.00	0.00
Paydown	06/26/2023	05593AAC3	0.00	BMW Vehicle Lease Trust 2023-1 A3 5.16% Due 11/25/2025	100.000		0.00	86.00	86.00	0.00
Paydown	06/26/2023	05601XAC3	3,978.24	BMW Vehicle Lease Trust 2022-1 A3 1.1% Due 3/25/2025	100.000		3,978.24	33.61	4,011.85	0.00
Paydown	06/26/2023	05602RAD3	0.00	BMW Vehicle Owner Trust 2022-A A3 3.21% Due 8/25/2026	100.000		0.00	107.00	107.00	0.00
Paydown	06/26/2023	09690AAC7	3,186.44	BMW Vehicle Lease Trust 2021-2 A3 0.33% Due 12/26/2024	100.000		3,186.44	5.20	3,191.64	0.00
Paydown	06/26/2023	3137FG6X8	0.00	FHLMC K077 A2 3.85% Due 5/25/2028	100.000		0.00	946.46	946.46	0.00
Subtotal			33,339.13				33,339.13	3,521.32	36,860.45	0.00
Security Withdrawal	06/12/2023	31846V203	818.99	First American Govt Obligation Fund Class Y	1.000		818.99	0.00	818.99	0.00

Small Cities Organized Risk Effort

Account #590

Transaction Ledger

As of June 30, 2023



Transaction Type	Settlement Date	CUSIP	Quantity	Security Description	Price	Acq/Disp Yield	Amount	Interest Pur/Sold	Total Amount	Gain/Loss
DISPOSITIONS										
Security Withdrawal	06/23/2023	31846V203	49.12	First American Govt Obligation Fund Class Y	1.000		49.12	0.00	49.12	0.00
Subtotal			868.11				868.11	0.00	868.11	0.00
TOTAL DISPOSITIONS			533,828.78				529,534.76	7,438.88	536,973.64	-4,396.15
OTHER TRANSACTIONS										
Interest	06/08/2023	3130A0F70	150,000.00	FHLB Note 3.375% Due 12/8/2023	0.000		2,531.25	0.00	2,531.25	0.00
Interest	06/10/2023	78015K7H1	150,000.00	Royal Bank of Canada Note 1.15% Due 6/10/2025	0.000		862.50	0.00	862.50	0.00
Interest	06/12/2023	3130ATUC9	300,000.00	FHLB Note 4.5% Due 12/12/2025	0.000		8,212.50	0.00	8,212.50	0.00
Interest	06/14/2023	3130A1XJ2	230,000.00	FHLB Note 2.875% Due 6/14/2024	0.000		3,306.25	0.00	3,306.25	0.00
Interest	06/15/2023	63743HFE7	85,000.00	National Rural Utilities Note 3.45% Due 6/15/2025	0.000		1,466.25	0.00	1,466.25	0.00
Interest	06/17/2023	3135G04Z3	260,000.00	FNMA Note 0.5% Due 6/17/2025	0.000		650.00	0.00	650.00	0.00
Interest	06/18/2023	89236TJK2	130,000.00	Toyota Motor Credit Corp Note 1.125% Due 6/18/2026	0.000		731.25	0.00	731.25	0.00
Interest	06/19/2023	06051GJD2	80,000.00	Bank of America Corp Callable Note Cont 6/19/2025 1.319% Due 6/19/2026	0.000		527.60	0.00	527.60	0.00
Interest	06/27/2023	02665WCZ2	150,000.00	American Honda Finance Note 2.4% Due 6/27/2024	0.000		1,800.00	0.00	1,800.00	0.00
Interest	06/30/2023	91282CBC4	125,000.00	US Treasury Note 0.375% Due 12/31/2025	0.000		234.38	0.00	234.38	0.00

Transaction Ledger

As of June 30, 2023



Transaction Type	Settlement Date	CUSIP	Quantity	Security Description	Price	Acq/Disp Yield	Amount	Interest Pur/Sold	Total Amount	Gain/Loss
OTHER TRANSACTIONS										
Interest	06/30/2023	91282CEW7	175,000.00	US Treasury Note 3.25% Due 6/30/2027	0.000		2,843.75	0.00	2,843.75	0.00
Interest	06/30/2023	91282CGC9	180,000.00	US Treasury Note 3.875% Due 12/31/2027	0.000		3,487.50	0.00	3,487.50	0.00
Subtotal			2,015,000.00				26,653.23	0.00	26,653.23	0.00
Dividend	06/01/2023	31846V203	7,378,368.13	First American Govt Obligation Fund Class Y	0.000		1,426.18	0.00	1,426.18	0.00
Subtotal			7,378,368.13				1,426.18	0.00	1,426.18	0.00
TOTAL OTHER TRANSACTIONS			9,393,368.13				28,079.41	0.00	28,079.41	0.00

Small Cities Organized Risk Effort

Account #590

Income Earned

As of June 30, 2023



CUSIP	Security Description	Trade Date Settle Date Units	Book Value: Begin Book Value: Acq Book Value: Disp Book Value: End	Prior Accrued Inc. Received Ending Accrued Total Interest	Accr. Of Discount Amort. Of Premium Net Accret/Amort Income Earned	Total Income
FIXED INCOME						
00440EAS6	Chubb INA Holdings Inc Note 3.15% Due 03/15/2025	02/24/2021 02/26/2021 140,000.00	145,699.21 0.00 0.00 145,437.38	931.00 0.00 1,298.50 367.50	0.00 261.83 (261.83) 105.67	105.67
023135BW5	Amazon.com Inc Note 0.45% Due 05/12/2024	05/10/2021 05/12/2021 95,000.00	94,956.21 0.00 0.00 94,960.01	22.56 0.00 58.19 35.63	3.80 0.00 3.80 39.43	39.43
023135CF1	Amazon.com Inc Callable Note Cont 3/13/2027 3.3% Due 04/13/2027	Various Various 110,000.00	108,714.82 0.00 0.00 108,742.12	484.00 0.00 786.50 302.50	27.30 0.00 27.30 329.80	329.80
02665WCZ2	American Honda Finance Note 2.4% Due 06/27/2024	07/10/2019 07/12/2019 150,000.00	149,864.35 0.00 0.00 149,874.74	1,540.00 1,800.00 40.00 300.00	10.39 0.00 10.39 310.39	310.39
037833CU2	Apple Inc Callable Note Cont 3/11/2024 2.85% Due 05/11/2024	05/17/2019 05/21/2019 150,000.00	150,143.62 0.00 0.00 150,128.45	237.50 0.00 593.75 356.25	0.00 15.17 (15.17) 341.08	341.08
05593AAC3	BMW Vehicle Lease Trust 2023-1 A3 5.16% Due 11/25/2025	02/07/2023 02/15/2023 20,000.00	19,999.59 0.00 0.00 19,999.60	17.20 86.00 17.20 86.00	0.01 0.00 0.01 86.01	86.01
05601XAC3	BMW Vehicle Lease Trust 2022-1 A3 1.1% Due 03/25/2025	01/11/2022 01/19/2022 32,683.55	36,659.74 0.00 3,978.24 32,681.90	6.72 33.61 5.99 32.88	0.40 0.00 0.40 33.28	33.28
05602RAD3	BMW Vehicle Owner Trust 2022-A A3 3.21% Due 08/25/2026	05/10/2022 05/18/2022 40,000.00	39,998.62 0.00 0.00 39,998.67	21.40 107.00 21.40 107.00	0.05 0.00 0.05 107.05	107.05
06051GGF0	Bank of America Corp Callable Note 1/20/2027 3.824% Due 01/20/2028	04/24/2023 04/26/2023 100,000.00	95,586.79 0.00 0.00 95,664.94	1,391.51 0.00 1,710.18 318.67	78.15 0.00 78.15 396.82	396.82

Small Cities Organized Risk Effort

Account #590

Income Earned

As of June 30, 2023



CUSIP	Security Description	Trade Date Settle Date Units	Book Value: Begin Book Value: Acq Book Value: Disp Book Value: End	Prior Accrued Inc. Received Ending Accrued Total Interest	Accr. Of Discount Amort. Of Premium Net Accret/Amort Income Earned	Total Income
06051GJD2	Bank of America Corp Callable Note Cont 6/19/2025 1.319% Due 06/19/2026	Various Various 80,000.00	77,609.27 0.00 0.00 77,672.45	474.85 527.60 35.17 87.92	66.85 3.67 63.18 151.10	151.10
06367WB85	Bank of Montreal Note 1.85% Due 05/01/2025	03/24/2021 03/26/2021 150,000.00	151,967.43 0.00 0.00 151,883.12	231.25 0.00 462.50 231.25	0.00 84.31 (84.31) 146.94	146.94
084664CZ2	Berkshire Hathaway Callable Note Cont 2/15/2027 2.3% Due 03/15/2027	03/07/2022 03/15/2022 115,000.00	114,983.45 0.00 0.00 114,983.81	558.39 0.00 778.81 220.42	0.36 0.00 0.36 220.78	220.78
09247XAN1	Blackrock Inc Note 3.2% Due 03/15/2027	01/19/2023 01/23/2023 190,000.00	184,242.35 0.00 0.00 184,367.24	1,283.56 0.00 1,790.22 506.66	124.89 0.00 124.89 631.55	631.55
09690AAC7	BMW Vehicle Lease Trust 2021-2 A3 0.33% Due 12/26/2024	09/08/2021 09/15/2021 15,709.77	18,895.72 0.00 3,186.44 15,709.42	1.04 5.20 0.86 5.02	0.14 0.00 0.14 5.16	5.16
14913R2V8	Caterpillar Financial Service Note 3.4% Due 05/13/2025	05/10/2022 05/13/2022 55,000.00	54,954.62 0.00 0.00 54,956.53	93.50 0.00 249.33 155.83	1.91 0.00 1.91 157.74	157.74
14913R3A3	Caterpillar Financial Service Note 3.6% Due 08/12/2027	08/22/2022 08/24/2022 95,000.00	94,231.68 0.00 0.00 94,246.72	1,035.50 0.00 1,320.50 285.00	15.04 0.00 15.04 300.04	300.04
30231GBH4	Exxon Mobil Corp Callable Note Cont 2/19/2025 2.992% Due 03/19/2025	01/20/2021 01/22/2021 140,000.00	145,378.82 0.00 0.00 145,122.27	837.76 0.00 1,186.83 349.07	0.00 256.55 (256.55) 92.52	92.52
3130A0F70	FHLB Note 3.375% Due 12/08/2023	12/31/2018 12/31/2018 150,000.00	150,471.52 0.00 0.00 150,397.07	2,432.81 2,531.25 323.44 421.88	0.00 74.45 (74.45) 347.43	347.43

Small Cities Organized Risk Effort

Account #590

Income Earned

As of June 30, 2023



CUSIP	Security Description	Trade Date Settle Date Units	Book Value: Begin Book Value: Acq Book Value: Disp Book Value: End	Prior Accrued Inc. Received Ending Accrued Total Interest	Accr. Of Discount Amort. Of Premium Net Accret/Amort Income Earned	Total Income
3130A1XJ2	FHLB Note 2.875% Due 06/14/2024	Various Various 230,000.00	232,061.87 0.00 0.00 231,898.66	3,067.46 3,306.25 312.26 551.05	0.00 163.21 (163.21) 387.84	387.84
3130A2UW4	FHLB Note 2.875% Due 09/13/2024	Various Various 200,000.00	202,992.86 0.00 0.00 202,801.82	1,245.84 0.00 1,725.00 479.16	0.00 191.04 (191.04) 288.12	288.12
3130A4CH3	FHLB Note 2.375% Due 03/14/2025	03/19/2020 03/20/2020 225,000.00	229,656.52 0.00 0.00 229,442.26	1,142.97 0.00 1,588.28 445.31	0.00 214.26 (214.26) 231.05	231.05
3130ATS57	FHLB Note 4.5% Due 03/10/2028	03/20/2023 03/21/2023 275,000.00	282,788.22 0.00 0.00 282,654.25	2,784.38 0.00 3,815.63 1,031.25	0.00 133.97 (133.97) 897.28	897.28
3130ATUC9	FHLB Note 4.5% Due 12/12/2025	02/08/2023 02/09/2023 300,000.00	302,017.70 0.00 0.00 301,952.26	7,800.00 8,212.50 712.50 1,125.00	0.00 65.44 (65.44) 1,059.56	1,059.56
313383YJ4	FHLB Note Due 09/08/2023	Various Various 0.00	250,203.32 0.00 250,172.52 0.00	1,945.32 2,296.88 0.00 351.56	0.00 30.80 (30.80) 320.76	320.76
3133EKWV4	FFCB Note 1.85% Due 07/26/2024	08/13/2019 08/14/2019 150,000.00	150,337.27 0.00 0.00 150,313.23	963.54 0.00 1,194.79 231.25	0.00 24.04 (24.04) 207.21	207.21
3135G03U5	FNMA Note 0.625% Due 04/22/2025	04/22/2020 04/24/2020 105,000.00	104,918.06 0.00 0.00 104,921.61	71.09 0.00 125.78 54.69	3.55 0.00 3.55 58.24	58.24
3135G04Z3	FNMA Note 0.5% Due 06/17/2025	06/17/2020 06/19/2020 260,000.00	259,779.59 0.00 0.00 259,788.44	592.22 650.00 50.56 108.34	8.85 0.00 8.85 117.19	117.19

Small Cities Organized Risk Effort

Account #590

Income Earned

As of June 30, 2023



CUSIP	Security Description	Trade Date Settle Date Units	Book Value: Begin Book Value: Acq Book Value: Disp Book Value: End	Prior Accrued Inc. Received Ending Accrued Total Interest	Accr. Of Discount Amort. Of Premium Net Accret/Amort Income Earned	Total Income
3135G05X7	FNMA Note 0.375% Due 08/25/2025	08/25/2020 08/27/2020 220,000.00	219,539.39 0.00 0.00 219,556.32	220.00 0.00 288.75 68.75	16.93 0.00 16.93 85.68	85.68
3135G06G3	FNMA Note 0.5% Due 11/07/2025	11/09/2020 11/12/2020 215,000.00	214,623.81 0.00 0.00 214,636.50	71.67 0.00 161.25 89.58	12.69 0.00 12.69 102.27	102.27
3135G0V34	FNMA Note 2.5% Due 02/05/2024	02/27/2019 02/28/2019 125,000.00	124,933.88 0.00 0.00 124,941.85	1,006.94 0.00 1,267.36 260.42	7.97 0.00 7.97 268.39	268.39
3135G0W66	FNMA Note 1.625% Due 10/15/2024	11/08/2019 11/12/2019 175,000.00	174,594.69 0.00 0.00 174,618.91	363.37 0.00 600.35 236.98	24.22 0.00 24.22 261.20	261.20
3135G0X24	FNMA Note 1.625% Due 01/07/2025	Various Various 235,000.00	236,597.55 0.00 0.00 236,515.77	1,527.50 0.00 1,845.73 318.23	4.72 86.50 (81.78) 236.45	236.45
3137EAEP0	FHLMC Note 1.5% Due 02/12/2025	02/13/2020 02/14/2020 260,000.00	259,931.77 0.00 0.00 259,935.06	1,180.83 0.00 1,505.83 325.00	3.29 0.00 3.29 328.29	328.29
3137EAEU9	FHLMC Note 0.375% Due 07/21/2025	07/21/2020 07/23/2020 140,000.00	139,701.47 0.00 0.00 139,712.94	189.58 0.00 233.33 43.75	11.47 0.00 11.47 55.22	55.22
3137EAEX3	FHLMC Note 0.375% Due 09/23/2025	09/23/2020 09/25/2020 200,000.00	199,721.11 0.00 0.00 199,731.01	141.67 0.00 204.17 62.50	9.90 0.00 9.90 72.40	72.40
3137FG6X8	FHLMC K077 A2 3.85% Due 05/25/2028	05/24/2023 05/30/2023 295,000.00	289,589.93 0.00 0.00 289,679.10	189.29 946.46 189.29 946.46	89.17 0.00 89.17 1,035.63	1,035.63

Small Cities Organized Risk Effort

Account #590

Income Earned

As of June 30, 2023



CUSIP	Security Description	Trade Date Settle Date Units	Book Value: Begin Book Value: Acq Book Value: Disp Book Value: End	Prior Accrued Inc. Received Ending Accrued Total Interest	Accr. Of Discount Amort. Of Premium Net Accret/Amort Income Earned	Total Income
362554AC1	GM Financial Securitized Term 2021-4 A3 0.68% Due 09/16/2026	10/13/2021 10/21/2021 30,000.00	29,999.60 0.00 0.00 29,999.62	8.50 17.00 8.50 17.00	0.02 0.00 0.02 17.02	17.02
362585AC5	GM Financial Securitized ART 2022-2 A3 3.1% Due 02/16/2027	04/05/2022 04/13/2022 40,000.00	39,994.40 0.00 0.00 39,994.60	51.67 103.33 51.67 103.33	0.20 0.00 0.20 103.53	103.53
36265MAC9	GM Financial Auto Lease Trust 2022-1 A3 1.9% Due 03/20/2025	02/15/2022 02/23/2022 80,000.00	79,999.72 0.00 0.00 79,999.74	46.44 126.67 46.44 126.67	0.02 0.00 0.02 126.69	126.69
36266FAC3	GM Financial Auto Lease Trust 2022-2 A3 3.42% Due 06/20/2025	05/03/2022 05/11/2022 50,000.00	49,997.30 0.00 0.00 49,997.50	52.25 142.50 52.25 142.50	0.20 0.00 0.20 142.70	142.70
380146AC4	GM Financial Auto Receivables 2022-1 A3 1.26% Due 11/16/2026	01/11/2022 01/19/2022 25,000.00	24,998.72 0.00 0.00 24,998.77	13.13 26.25 13.13 26.25	0.05 0.00 0.05 26.30	26.30
43813KAC6	Honda Auto Receivables Trust 2020-3 A3 0.37% Due 10/18/2024	09/22/2020 09/29/2020 15,024.07	17,643.41 0.00 2,619.72 15,023.80	2.36 5.44 2.01 5.09	0.11 0.00 0.11 5.20	5.20
43815BAC4	Honda Auto Receivables Trust 2022-1 A3 1.88% Due 05/15/2026	02/15/2022 02/23/2022 65,000.00	64,994.07 0.00 0.00 64,994.32	54.31 101.83 54.31 101.83	0.25 0.00 0.25 102.08	102.08
43815GAC3	Honda Auto Receivables Trust 2021-4 A3 0.88% Due 01/21/2026	11/16/2021 11/24/2021 40,000.00	39,995.51 0.00 0.00 39,995.72	9.78 29.33 9.78 29.33	0.21 0.00 0.21 29.54	29.54
43815JAC7	Honda Auto Receivables Owner 2023-1 A3 5.04% Due 04/21/2027	02/16/2023 02/24/2023 40,000.00	39,993.20 0.00 0.00 39,993.39	56.00 168.00 56.00 168.00	0.19 0.00 0.19 168.19	168.19

Small Cities Organized Risk Effort

Account #590

Income Earned

As of June 30, 2023



CUSIP	Security Description	Trade Date Settle Date Units	Book Value: Begin Book Value: Acq Book Value: Disp Book Value: End	Prior Accrued Inc. Received Ending Accrued Total Interest	Accr. Of Discount Amort. Of Premium Net Accret/Amort Income Earned	Total Income
438516BL9	Honeywell Intl Callable Note 08/01/2026 2.5% Due 11/01/2026	12/15/2022 12/19/2022 180,000.00	169,595.91 0.00 0.00 169,845.81	375.00 0.00 750.00 375.00	249.90 0.00 249.90 624.90	624.90
438516CJ3	Honeywell Intl Callable Note Cont 01/15/2028 4.95% Due 02/15/2028	02/13/2023 02/15/2023 180,000.00	183,798.98 0.00 0.00 183,731.50	2,623.50 0.00 3,366.00 742.50	0.00 67.48 (67.48) 675.02	675.02
448977AD0	Hyundai Auto Receivables Trust 2022-A A3 2.22% Due 10/15/2026	03/09/2022 03/16/2022 35,000.00	34,999.15 0.00 0.00 34,999.19	34.53 64.75 34.53 64.75	0.04 0.00 0.04 64.79	64.79
44933LAC7	Hyundai Auto Receivables Trust 2021-A A3 0.38% Due 09/15/2025	04/20/2021 04/28/2021 29,594.54	32,362.89 0.00 2,769.42 29,593.65	5.47 10.25 5.00 9.78	0.18 0.00 0.18 9.96	9.96
44934KAC8	Hyundai Auto Receivables Trust 2021-B A3 0.38% Due 01/15/2026	07/20/2021 07/28/2021 86,402.75	92,751.02 0.00 6,356.71 86,395.39	15.67 29.37 14.59 28.29	1.08 0.00 1.08 29.37	29.37
44935FAD6	Hyundai Auto Receivables Trust 2021-C A3 0.74% Due 05/15/2026	11/09/2021 11/17/2021 30,000.00	29,996.55 0.00 0.00 29,996.73	9.87 18.50 9.87 18.50	0.18 0.00 0.18 18.68	18.68
4581X0DZ8	Inter-American Dev Bank Note 0.5% Due 09/23/2024	09/15/2021 09/23/2021 190,000.00	189,938.42 0.00 0.00 189,942.27	179.44 0.00 258.61 79.17	3.85 0.00 3.85 83.02	83.02
4581X0EE4	Inter-American Dev Bank Note 3.25% Due 07/01/2024	06/22/2022 07/01/2022 85,000.00	84,995.40 0.00 0.00 84,995.74	1,151.04 0.00 1,381.25 230.21	0.34 0.00 0.34 230.55	230.55
459058JB0	Intl. Bank Recon & Development Note 0.625% Due 04/22/2025	04/15/2020 04/22/2020 130,000.00	129,809.62 0.00 0.00 129,817.88	88.02 0.00 155.73 67.71	8.26 0.00 8.26 75.97	75.97

Small Cities Organized Risk Effort

Account #590

Income Earned

As of June 30, 2023



CUSIP	Security Description	Trade Date Settle Date Units	Book Value: Begin Book Value: Acq Book Value: Disp Book Value: End	Prior Accrued Inc. Received Ending Accrued Total Interest	Accr. Of Discount Amort. Of Premium Net Accret/Amort Income Earned	Total Income
459058JL8	Intl. Bank Recon & Development Note 0.5% Due 10/28/2025	10/21/2020 10/28/2020 180,000.00	179,901.98 0.00 0.00 179,905.32	82.50 0.00 157.50 75.00	3.34 0.00 3.34 78.34	78.34
46647PAU0	JP Morgan Chase & Co Callable Note 1X 7/23/2023 3.797% Due 07/23/2024	09/12/2019 09/16/2019 150,000.00	150,293.30 0.00 0.00 150,124.09	2,025.07 0.00 2,499.69 474.62	0.00 169.21 (169.21) 305.41	305.41
46647PBK1	JP Morgan Chase & Co Callable Note Cont 4/22/2025 2.083% Due 04/22/2026	09/16/2021 09/20/2021 50,000.00	50,841.07 0.00 0.00 50,804.55	112.83 0.00 199.62 86.79	0.00 36.52 (36.52) 50.27	50.27
47787JAC2	John Deere Owner Trust 2022-A A3 2.32% Due 09/16/2026	03/10/2022 03/16/2022 50,000.00	49,992.76 0.00 0.00 49,993.02	51.56 96.67 51.56 96.67	0.26 0.00 0.26 96.93	96.93
47787NAC3	John Deere Owner Trust 2020-B A3 0.51% Due 11/15/2024	07/14/2020 07/22/2020 1,385.35	1,817.26 0.00 431.96 1,385.32	0.41 0.77 0.31 0.67	0.02 0.00 0.02 0.69	0.69
47788UAC6	John Deere Owner Trust 2021-A A3 0.36% Due 09/15/2025	03/02/2021 03/10/2021 25,429.90	27,226.80 0.00 1,798.90 25,428.15	4.36 8.17 4.07 7.88	0.25 0.00 0.25 8.13	8.13
47789QAC4	John Deere Owner Trust 2021-B A3 0.52% Due 03/16/2026	07/13/2021 07/21/2021 43,268.89	45,869.32 0.00 2,602.43 43,267.09	10.60 19.88 10.00 19.28	0.20 0.00 0.20 19.48	19.48
477920AC6	John Deere Owner Trust 2023-B A3 5.18% Due 03/15/2028	06/21/2023 06/28/2023 50,000.00	0.00 49,991.66 0.00 49,991.68	0.00 0.00 21.58 21.58	0.02 0.00 0.02 21.60	21.60
47800AAC4	John Deere Owner Trust 2022-B A3 3.74% Due 02/16/2027	07/12/2022 07/20/2022 50,000.00	49,996.38 0.00 0.00 49,996.49	83.11 155.83 83.11 155.83	0.11 0.00 0.11 155.94	155.94

Small Cities Organized Risk Effort

Income Earned



Account #590

As of June 30, 2023

CUSIP	Security Description	Trade Date Settle Date Units	Book Value: Begin Book Value: Acq Book Value: Disp Book Value: End	Prior Accrued Inc. Received Ending Accrued Total Interest	Accr. Of Discount Amort. Of Premium Net Accret/Amort Income Earned	Total Income
47800CAC0	John Deere Owner Trust 2023-A A3 5.01% Due 11/15/2027	02/22/2023 03/02/2023 75,000.00	74,987.06 0.00 0.00 74,987.30	167.00 313.13 167.00 313.13	0.24 0.00 0.24 313.37	313.37
57636QAW4	MasterCard Inc Callable Note Cont 2/9/28 4.875% Due 03/09/2028	03/06/2023 03/09/2023 95,000.00	94,912.09 0.00 0.00 94,913.60	1,054.90 0.00 1,440.83 385.93	1.51 0.00 1.51 387.44	387.44
58768PAC8	Mercedes-Benz Auto Receivables 2022-1 A3 5.21% Due 08/16/2027	11/15/2022 11/22/2022 120,000.00	119,979.83 0.00 0.00 119,980.39	277.87 521.00 277.87 521.00	0.56 0.00 0.56 521.56	521.56
58769KAD6	Mercedes-Benz Auto Lease Trust 2021-B A3 0.4% Due 11/15/2024	06/22/2021 06/29/2021 40,323.37	45,800.59 0.00 5,478.07 40,322.72	8.14 15.27 7.17 14.30	0.20 0.00 0.20 14.50	14.50
58770AAC7	Mercedes-Benz Auto Receivable 2023-1 A3 4.51% Due 11/15/2027	01/18/2023 01/25/2023 30,000.00	29,996.76 0.00 0.00 29,996.85	60.13 112.75 60.13 112.75	0.09 0.00 0.09 112.84	112.84
61772BAB9	Morgan Stanley Callable Note Cont 5/4/2026 1.593% Due 05/04/2027	Various Various 150,000.00	137,049.11 0.00 0.00 137,320.25	179.21 0.00 378.34 199.13	271.14 0.00 271.14 470.27	470.27
63743HFE7	National Rural Utilities Note 3.45% Due 06/15/2025	Various Various 85,000.00	84,836.55 0.00 0.00 84,843.14	1,352.21 1,466.25 130.34 244.38	6.59 0.00 6.59 250.97	250.97
74340XBN0	Prologis LP Callable Note Cont 2/15/2027 2.125% Due 04/15/2027	11/09/2022 11/14/2022 160,000.00	143,349.69 0.00 0.00 143,702.95	434.44 0.00 717.78 283.34	353.26 0.00 353.26 636.60	636.60
747525AF0	Qualcomm Inc Callable Note Cont 2/20/2025 3.45% Due 05/20/2025	05/27/2020 05/29/2020 140,000.00	146,208.57 0.00 0.00 145,949.52	147.58 0.00 550.08 402.50	0.00 259.05 (259.05) 143.45	143.45

Small Cities Organized Risk Effort

Account #590

Income Earned

As of June 30, 2023



CUSIP	Security Description	Trade Date Settle Date Units	Book Value: Begin Book Value: Acq Book Value: Disp Book Value: End	Prior Accrued Inc. Received Ending Accrued Total Interest	Accr. Of Discount Amort. Of Premium Net Accret/Amort Income Earned	Total Income
756109BG8	Realty Income Corp Callable Note Cont 5/15/2027 3.95% Due 08/15/2027	01/05/2023 01/09/2023 200,000.00	193,056.44 0.00 0.00 193,192.05	2,326.11 0.00 2,984.44 658.33	135.61 0.00 135.61 793.94	793.94
78015K7H1	Royal Bank of Canada Note 1.15% Due 06/10/2025	12/22/2021 12/27/2021 150,000.00	149,172.56 0.00 0.00 149,206.11	819.38 862.50 100.63 143.75	33.55 0.00 33.55 177.30	177.30
79466LAG9	Salesforce.com Inc Callable Note Cont 7/15/2022 0.625% Due 07/15/2024	06/29/2021 07/12/2021 25,000.00	24,995.24 0.00 0.00 24,995.59	59.03 0.00 72.05 13.02	0.35 0.00 0.35 13.37	13.37
808513BY0	Charles Schwab Corp Callable Note Cont 2/3/2027 2.45% Due 03/03/2027	Various Various 150,000.00	148,259.33 0.00 0.00 148,297.41	898.33 0.00 1,204.59 306.26	38.08 0.00 38.08 344.34	344.34
857477BR3	State Street Bank Callable Note Cont 2/6/2025 1.746% Due 02/06/2026	02/02/2022 02/07/2022 40,000.00	40,000.00 0.00 0.00 40,000.00	223.10 0.00 281.30 58.20	0.00 0.00 0.00 58.20	58.20
87612EBM7	Target Corp Callable Note Cont 12/15/2026 1.95% Due 01/15/2027	01/19/2022 01/24/2022 70,000.00	69,913.29 0.00 0.00 69,915.25	515.67 0.00 629.42 113.75	1.96 0.00 1.96 115.71	115.71
89114QCB2	Toronto Dominion Bank Note 3.25% Due 03/11/2024	03/26/2019 03/28/2019 135,000.00	135,287.66 0.00 0.00 135,257.27	975.00 0.00 1,340.63 365.63	0.00 30.39 (30.39) 335.24	335.24
89232HAC9	Toyota Auto Receivable Own 2020-A A3 Due 05/15/2024	06/17/2020 06/19/2020 0.00	394.70 0.00 392.49 0.00	0.29 0.54 0.00 0.25	0.00 2.21 (2.21) (1.96)	(1.96)
89236TJK2	Toyota Motor Credit Corp Note 1.125% Due 06/18/2026	06/15/2021 06/18/2021 130,000.00	129,965.13 0.00 0.00 129,966.07	662.19 731.25 52.81 121.87	0.94 0.00 0.94 122.81	122.81

Small Cities Organized Risk Effort

Account #590

Income Earned

As of June 30, 2023



CUSIP	Security Description	Trade Date Settle Date Units	Book Value: Begin Book Value: Acq Book Value: Disp Book Value: End	Prior Accrued Inc. Received Ending Accrued Total Interest	Accr. Of Discount Amort. Of Premium Net Accret/Amort Income Earned	Total Income
89237VAB5	Toyota Auto Receivables Trust 2020-C A3 0.44% Due 10/15/2024	07/21/2020 07/27/2020 7,237.65	9,587.71 0.00 2,350.30 7,237.48	1.87 3.52 1.42 3.07	0.07 0.00 0.07 3.14	3.14
89238FAD5	Toyota Auto Receivables OT 2022-B A3 2.93% Due 09/15/2026	04/07/2022 04/13/2022 45,000.00	44,999.32 0.00 0.00 44,999.34	58.60 109.88 58.60 109.88	0.02 0.00 0.02 109.90	109.90
89240BAC2	Toyota Auto Receivables Owners 2021-A A3 0.26% Due 05/15/2025	02/02/2021 02/08/2021 12,106.31	13,480.12 0.00 1,374.45 12,105.80	1.56 2.92 1.40 2.76	0.13 0.00 0.13 2.89	2.89
9128283F5	US Treasury Note 2.25% Due 11/15/2027	01/05/2023 01/06/2023 200,000.00	186,119.79 0.00 0.00 186,375.56	207.88 0.00 574.73 366.85	255.77 0.00 255.77 622.62	622.62
9128283J7	US Treasury Note 2.125% Due 11/30/2024	Various Various 275,000.00	276,433.10 0.00 0.00 276,354.65	15.97 0.00 494.97 479.00	0.00 78.45 (78.45) 400.55	400.55
9128283W8	US Treasury Note 2.75% Due 02/15/2028	03/08/2023 03/09/2023 230,000.00	214,401.25 0.00 0.00 214,673.32	1,852.07 0.00 2,376.24 524.17	272.07 0.00 272.07 796.24	796.24
912828J27	US Treasury Note 2% Due 02/15/2025	03/04/2020 03/05/2020 175,000.00	178,769.12 0.00 0.00 178,588.21	1,024.86 0.00 1,314.92 290.06	0.00 180.91 (180.91) 109.15	109.15
912828V80	US Treasury Note Due 01/31/2024	04/04/2019 04/05/2019 0.00	174,920.48 0.00 174,929.61 0.00	1,316.13 1,620.68 0.00 304.55	9.13 0.00 9.13 313.68	313.68
912828V98	US Treasury Note 2.25% Due 02/15/2027	02/06/2023 02/07/2023 200,000.00	188,650.20 0.00 0.00 188,901.49	1,317.68 0.00 1,690.61 372.93	251.29 0.00 251.29 624.22	624.22

Small Cities Organized Risk Effort

Account #590

Income Earned

As of June 30, 2023



CUSIP	Security Description	Trade Date Settle Date Units	Book Value: Begin Book Value: Acq Book Value: Disp Book Value: End	Prior Accrued Inc. Received Ending Accrued Total Interest	Accr. Of Discount Amort. Of Premium Net Accret/Amort Income Earned	Total Income
912828WJ5	US Treasury Note 2.5% Due 05/15/2024	06/10/2019 06/11/2019 150,000.00	150,802.06 0.00 0.00 150,733.12	173.23 0.00 478.94 305.71	0.00 68.94 (68.94) 236.77	236.77
912828YH7	US Treasury Note 1.5% Due 09/30/2024	Various Various 300,000.00	299,316.21 0.00 0.00 299,358.34	762.29 0.00 1,131.15 368.86	42.13 0.00 42.13 410.99	410.99
912828ZC7	US Treasury Note 1.125% Due 02/28/2025	03/19/2020 03/20/2020 50,000.00	50,350.51 0.00 0.00 50,334.03	142.15 0.00 188.01 45.86	0.00 16.48 (16.48) 29.38	29.38
91282CAZ4	US Treasury Note 0.375% Due 11/30/2025	12/29/2020 12/30/2020 300,000.00	300,047.66 0.00 0.00 300,046.09	3.07 0.00 95.29 92.22	0.00 1.57 (1.57) 90.65	90.65
91282CBC4	US Treasury Note 0.375% Due 12/31/2025	01/27/2021 01/28/2021 125,000.00	124,938.47 0.00 0.00 124,940.43	196.82 234.38 1.27 38.83	1.96 0.00 1.96 40.79	40.79
91282CBT7	US Treasury Note 0.75% Due 03/31/2026	03/30/2021 03/31/2021 300,000.00	298,639.64 0.00 0.00 298,679.11	381.15 0.00 565.57 184.42	39.47 0.00 39.47 223.89	223.89
91282CBW0	US Treasury Note 0.75% Due 04/30/2026	04/29/2021 04/30/2021 150,000.00	149,423.00 0.00 0.00 149,439.27	97.83 0.00 189.54 91.71	16.27 0.00 16.27 107.98	107.98
91282CCP4	US Treasury Note 0.625% Due 07/31/2026	08/10/2021 08/11/2021 125,000.00	124,244.29 0.00 0.00 124,263.90	261.14 0.00 325.88 64.74	19.61 0.00 19.61 84.35	84.35
91282CCW9	US Treasury Note 0.75% Due 08/31/2026	Various Various 350,000.00	347,504.37 0.00 0.00 347,567.45	663.39 0.00 877.38 213.99	63.08 0.00 63.08 277.07	277.07



CUSIP	Security Description	Trade Date Settle Date Units	Book Value: Begin Book Value: Acq Book Value: Disp Book Value: End	Prior Accrued Inc. Received Ending Accrued Total Interest	Accr. Of Discount Amort. Of Premium Net Accret/Amort Income Earned	Total Income
91282CDG3	US Treasury Note 1.125% Due 10/31/2026	Various Various 325,000.00	323,525.15 0.00 0.00 323,560.61	317.94 0.00 616.00 298.06	35.46 0.00 35.46 333.52	333.52
91282CEF4	US Treasury Note 2.5% Due 03/31/2027	09/27/2022 09/28/2022 200,000.00	187,867.72 0.00 0.00 188,127.88	846.99 0.00 1,256.83 409.84	260.16 0.00 260.16 670.00	670.00
91282CEN7	US Treasury Note 2.75% Due 04/30/2027	Various Various 340,000.00	333,741.85 0.00 0.00 333,873.23	813.04 0.00 1,575.27 762.23	131.38 0.00 131.38 893.61	893.61
91282CEW7	US Treasury Note 3.25% Due 06/30/2027	08/03/2022 08/04/2022 175,000.00	177,047.35 0.00 0.00 177,006.13	2,388.12 2,843.75 15.46 471.09	0.00 41.22 (41.22) 429.87	429.87
91282CFH9	US Treasury Note 3.125% Due 08/31/2027	09/08/2022 09/09/2022 120,000.00	118,882.93 0.00 0.00 118,904.52	947.69 0.00 1,253.40 305.71	21.59 0.00 21.59 327.30	327.30
91282CFM8	US Treasury Note 4.125% Due 09/30/2027	10/28/2022 10/31/2022 150,000.00	149,586.87 0.00 0.00 149,594.71	1,048.16 0.00 1,555.33 507.17	7.84 0.00 7.84 515.01	515.01
91282CFP1	US Treasury Note 4.25% Due 10/15/2025	12/15/2022 12/16/2022 220,000.00	221,116.90 0.00 0.00 221,078.25	1,200.68 0.00 1,967.08 766.40	0.00 38.65 (38.65) 727.75	727.75
91282CFU0	US Treasury Note 4.125% Due 10/31/2027	12/15/2022 12/16/2022 220,000.00	223,948.25 0.00 0.00 223,874.82	789.13 0.00 1,528.94 739.81	0.00 73.43 (73.43) 666.38	666.38
91282CGC9	US Treasury Note 3.875% Due 12/31/2027	01/19/2023 01/20/2023 180,000.00	182,939.32 0.00 0.00 182,886.64	2,928.73 3,487.50 18.95 577.72	0.00 52.68 (52.68) 525.04	525.04

Small Cities Organized Risk Effort

Account #590

Income Earned

As of June 30, 2023



CUSIP	Security Description	Trade Date Settle Date Units	Book Value: Begin Book Value: Acq Book Value: Disp Book Value: End	Prior Accrued Inc. Received Ending Accrued Total Interest	Accr. Of Discount Amort. Of Premium Net Accret/Amort Income Earned	Total Income
91282CGH8	US Treasury Note 3.5% Due 01/31/2028	02/27/2023 02/28/2023 220,000.00	213,480.60 0.00 0.00 213,595.31	2,573.76 0.00 3,211.88 638.12	114.71 0.00 114.71 752.83	752.83
91282CGT2	US Treasury Note 3.625% Due 03/31/2028	06/28/2023 06/29/2023 200,000.00	0.00 196,343.75 0.00 196,347.96	0.00 (1,782.79) 1,822.40 39.61	4.21 0.00 4.21 43.82	43.82
91282CHA2	US Treasury Note 3.5% Due 04/30/2028	05/15/2023 05/16/2023 220,000.00	220,272.57 0.00 0.00 220,268.01	669.57 0.00 1,297.28 627.71	0.00 4.56 (4.56) 623.15	623.15
91282CHE4	US Treasury Note 3.625% Due 05/31/2028	06/15/2023 06/16/2023 180,000.00	0.00 177,370.31 0.00 177,392.09	0.00 (285.25) 552.66 267.41	21.78 0.00 21.78 289.19	289.19
91324PEC2	United Health Group Inc Callable Note Cont 4/15/2026 1.15% Due 05/15/2026	Various Various 175,000.00	173,668.77 0.00 0.00 173,705.73	89.44 0.00 257.15 167.71	38.62 1.66 36.96 204.67	204.67
92348KAV5	Verizon Master Trust 2022-5 A1A 3.72% Due 07/20/2027	08/02/2022 08/11/2022 45,000.00	44,998.59 0.00 0.00 44,998.65	51.15 139.50 51.15 139.50	0.06 0.00 0.06 139.56	139.56
931142ERO	Wal-Mart Stores Callable Note Cont 08/17/2026 1.05% Due 09/17/2026	09/08/2021 09/17/2021 30,000.00	29,962.61 0.00 0.00 29,963.55	64.75 0.00 91.00 26.25	0.94 0.00 0.94 27.19	27.19
931142EX7	Wal-Mart Stores Callable Note Cont 09/09/2027 3.95% Due 09/09/2027	Various 09/09/2022 50,000.00	49,932.55 0.00 0.00 49,933.84	449.86 0.00 614.44 164.58	1.29 0.00 1.29 165.87	165.87
			15,151,913.49	77,068.92	3,244.45	
			423,705.72	32,024.07	2,728.65	
			458,441.26	74,243.89	515.80	
Total Fixed Income		15,209,166.15	15,117,693.75	29,199.04	29,714.84	29,714.84

Income Earned

As of June 30, 2023



CUSIP	Security Description	Trade Date Settle Date Units	Book Value: Begin Book Value: Acq Book Value: Disp Book Value: End	Prior Accrued Inc. Received Ending Accrued Total Interest	Accr. Of Discount Amort. Of Premium Net Accret/Amort Income Earned	Total Income
CASH & EQUIVALENT						
3130AJHU6	FHLB Note 0.5% Due 04/14/2025	06/04/2020 06/05/2020 150,000.00	149,923.31 0.00 0.00 149,926.68	97.92 0.00 160.42 62.50	3.37 0.00 3.37 65.87	65.87
31846V203	First American Govt Obligation Fund Class Y	Various Various 103,202.34	40,280.81 138,411.18 75,489.65 103,202.34	0.00 1,426.18 0.00 1,426.18	0.00 0.00 0.00 1,426.18	1,426.18
			190,204.12	97.92	3.37	
			138,411.18	1,426.18	0.00	
			75,489.65	160.42	3.37	
Total Cash & Equivalent		253,202.34	253,129.02	1,488.68	1,492.05	1,492.05
			15,342,117.61	77,166.84	3,247.82	
			562,116.90	33,450.25	2,728.65	
			533,930.91	74,404.31	519.17	
TOTAL PORTFOLIO		15,462,368.49	15,370,822.77	30,687.72	31,206.89	31,206.89

Small Cities Organized Risk Effort

Cash Flow Report



Account #590

As of June 30, 2023

Payment Date	Transaction Type	CUSIP	Quantity	Security Description	Principal Amount	Income	Total Amount
07/01/2023	Interest	4581X0EE4	85,000.00	Inter-American Dev Bank Note 3.25% Due 7/1/2024	0.00	1,381.25	1,381.25
07/07/2023	Interest	3135G0X24	235,000.00	FNMA Note 1.625% Due 1/7/2025	0.00	1,909.38	1,909.38
07/15/2023	Interest	79466LAG9	25,000.00	Salesforce.com Inc Callable Note Cont 7/15/2022 0.625% Due 7/15/2024	0.00	78.13	78.13
07/15/2023	Interest	87612EBM7	70,000.00	Target Corp Callable Note Cont 12/15/2026 1.95% Due 1/15/2027	0.00	682.50	682.50
07/15/2023	Paydown	44933LAC7	29,594.54	Hyundai Auto Receivables Trust 2021-A A3 0.38% Due 9/15/2025	2,686.05	9.37	2,695.42
07/15/2023	Paydown	47800CAC0	75,000.00	John Deere Owner Trust 2023-A A3 5.01% Due 11/15/2027	1,267.24	313.13	1,580.37
07/15/2023	Paydown	43815BAC4	65,000.00	Honda Auto Receivables Trust 2022-1 A3 1.88% Due 5/15/2026	0.00	101.83	101.83
07/15/2023	Paydown	44934KAC8	86,402.75	Hyundai Auto Receivables Trust 2021-B A3 0.38% Due 1/15/2026	5,756.49	27.36	5,783.85
07/15/2023	Paydown	47800AAC4	50,000.00	John Deere Owner Trust 2022-B A3 3.74% Due 2/16/2027	0.00	155.83	155.83
07/15/2023	Paydown	58768PAC8	120,000.00	Mercedes-Benz Auto Receivables 2022-1 A3 5.21% Due 8/16/2027	0.00	521.00	521.00
07/15/2023	Paydown	89237VAB5	7,237.65	Toyota Auto Receivables Trust 2020-C A3 0.44% Due 10/15/2024	451.11	2.65	453.76
07/15/2023	Paydown	89238FAD5	45,000.00	Toyota Auto Receivables OT 2022-B A3 2.93% Due 9/15/2026	0.00	109.88	109.88
07/15/2023	Paydown	448977AD0	35,000.00	Hyundai Auto Receivables Trust 2022-A A3 2.22% Due 10/15/2026	0.00	64.75	64.75
07/15/2023	Paydown	44935FAD6	30,000.00	Hyundai Auto Receivables Trust 2021-C A3 0.74% Due 5/15/2026	1,576.58	18.50	1,595.08
07/15/2023	Paydown	47787JAC2	50,000.00	John Deere Owner Trust 2022-A A3 2.32% Due 9/16/2026	0.00	96.67	96.67
07/15/2023	Paydown	47787NAC3	1,385.35	John Deere Owner Trust 2020-B A3 0.51% Due 11/15/2024	197.67	0.59	198.26
07/15/2023	Paydown	47788UAC6	25,429.90	John Deere Owner Trust 2021-A A3 0.36% Due 9/15/2025	1,585.50	7.63	1,593.13



Payment Date	Transaction Type	CUSIP	Quantity	Security Description	Principal Amount	Income	Total Amount
07/15/2023	Paydown	47789QAC4	43,268.89	John Deere Owner Trust 2021-B A3 0.52% Due 3/16/2026	2,058.54	18.75	2,077.29
07/15/2023	Paydown	58769KAD6	40,323.37	Mercedes-Benz Auto Lease Trust 2021-B A3 0.4% Due 11/15/2024	5,758.90	13.44	5,772.34
07/15/2023	Paydown	58770AAC7	30,000.00	Mercedes-Benz Auto Receivable 2023-1 A3 4.51% Due 11/15/2027	0.00	112.75	112.75
07/15/2023	Paydown	89240BAC2	12,106.31	Toyota Auto Receivables Owners 2021-A A3 0.26% Due 5/15/2025	1,343.40	2.62	1,346.02
07/16/2023	Paydown	380146AC4	25,000.00	GM Financial Auto Receivables 2022-1 A3 1.26% Due 11/16/2026	0.00	26.25	26.25
07/16/2023	Paydown	362585AC5	40,000.00	GM Financial Securitized ART 2022-2 A3 3.1% Due 2/16/2027	0.00	103.33	103.33
07/16/2023	Paydown	362554AC1	30,000.00	GM Financial Securitized Term 2021-4 A3 0.68% Due 9/16/2026	1,425.24	17.00	1,442.24
07/18/2023	Paydown	43813KAC6	15,024.07	Honda Auto Receivables Trust 2020-3 A3 0.37% Due 10/18/2024	3,002.96	4.63	3,007.59
07/20/2023	Interest	06051GGF0	100,000.00	Bank of America Corp Callable Note 1/20/2027 3.824% Due 1/20/2028	0.00	1,912.00	1,912.00
07/20/2023	Paydown	36266FAC3	50,000.00	GM Financial Auto Lease Trust 2022-2 A3 3.42% Due 6/20/2025	0.00	142.50	142.50
07/20/2023	Paydown	92348KAV5	45,000.00	Verizon Master Trust 2022-5 A1A 3.72% Due 7/20/2027	0.00	139.50	139.50
07/20/2023	Paydown	36265MAC9	80,000.00	GM Financial Auto Lease Trust 2022-1 A3 1.9% Due 3/20/2025	0.00	126.67	126.67
07/21/2023	Interest	3137EAEU9	140,000.00	FHLMC Note 0.375% Due 7/21/2025	0.00	262.50	262.50
07/21/2023	Paydown	43815GAC3	40,000.00	Honda Auto Receivables Trust 2021-4 A3 0.88% Due 1/21/2026	1,995.57	29.33	2,024.90
07/21/2023	Paydown	43815JAC7	40,000.00	Honda Auto Receivables Owner 2023-1 A3 5.04% Due 4/21/2027	0.00	168.00	168.00
07/23/2023	Call	46647PAU0	150,000.00	JP Morgan Chase & Co Callable Note 1X 7/23/2023 3.797% Due 7/23/2024	150,000.00	2,847.75	152,847.75
07/25/2023	Paydown	05593AAC3	20,000.00	BMW Vehicle Lease Trust 2023-1 A3 5.16% Due 11/25/2025	0.00	86.00	86.00



Payment Date	Transaction Type	CUSIP	Quantity	Security Description	Principal Amount	Income	Total Amount
07/25/2023	Paydown	05601XAC3	32,683.55	BMW Vehicle Lease Trust 2022-1 A3 1.1% Due 3/25/2025	3,568.30	29.96	3,598.26
07/25/2023	Paydown	09690AAC7	15,709.77	BMW Vehicle Lease Trust 2021-2 A3 0.33% Due 12/26/2024	2,616.71	4.32	2,621.03
07/25/2023	Paydown	3137FG6X8	295,000.00	FHLMC K077 A2 3.85% Due 5/25/2028	4,487.78	946.46	5,434.24
07/25/2023	Paydown	05602RAD3	40,000.00	BMW Vehicle Owner Trust 2022-A A3 3.21% Due 8/25/2026	0.00	107.00	107.00
07/26/2023	Interest	3133EKWV4	150,000.00	FFCB Note 1.85% Due 7/26/2024	0.00	1,387.50	1,387.50
07/31/2023	Interest	91282CCP4	125,000.00	US Treasury Note 0.625% Due 7/31/2026	0.00	390.63	390.63
07/31/2023	Interest	91282CGH8	220,000.00	US Treasury Note 3.5% Due 1/31/2028	0.00	3,850.00	3,850.00
JUL 2023					189,778.04	18,209.34	207,987.38
08/05/2023	Interest	3135G0V34	125,000.00	FNMA Note 2.5% Due 2/5/2024	0.00	1,562.50	1,562.50
08/06/2023	Interest	857477BR3	40,000.00	State Street Bank Callable Note Cont 2/6/2025 1.746% Due 2/6/2026	0.00	349.20	349.20
08/12/2023	Interest	3137EAEP0	260,000.00	FHLMC Note 1.5% Due 2/12/2025	0.00	1,950.00	1,950.00
08/12/2023	Interest	14913R3A3	95,000.00	Caterpillar Financial Service Note 3.6% Due 8/12/2027	0.00	1,710.00	1,710.00
08/15/2023	Interest	912828J27	175,000.00	US Treasury Note 2% Due 2/15/2025	0.00	1,750.00	1,750.00
08/15/2023	Interest	9128283W8	230,000.00	US Treasury Note 2.75% Due 2/15/2028	0.00	3,162.50	3,162.50
08/15/2023	Interest	912828V98	200,000.00	US Treasury Note 2.25% Due 2/15/2027	0.00	2,250.00	2,250.00
08/15/2023	Interest	756109BG8	200,000.00	Realty Income Corp Callable Note Cont 5/15/2027 3.95% Due 8/15/2027	0.00	3,950.00	3,950.00
08/15/2023	Interest	438516CJ3	180,000.00	Honeywell Intl Callable Note Cont 01/15/2028 4.95% Due 2/15/2028	0.00	4,455.00	4,455.00



Payment Date	Transaction Type	CUSIP	Quantity	Security Description	Principal Amount	Income	Total Amount
08/15/2023	Paydown	47787NAC3	1,385.35	John Deere Owner Trust 2020-B A3 0.51% Due 11/15/2024	197.76	0.50	198.26
08/15/2023	Paydown	47789QAC4	43,268.89	John Deere Owner Trust 2021-B A3 0.52% Due 3/16/2026	2,058.72	17.86	2,076.58
08/15/2023	Paydown	58769KAD6	40,323.37	Mercedes-Benz Auto Lease Trust 2021-B A3 0.4% Due 11/15/2024	5,759.43	11.52	5,770.95
08/15/2023	Paydown	58770AAC7	30,000.00	Mercedes-Benz Auto Receivable 2023-1 A3 4.51% Due 11/15/2027	0.00	112.75	112.75
08/15/2023	Paydown	89237VAB5	7,237.65	Toyota Auto Receivables Trust 2020-C A3 0.44% Due 10/15/2024	451.27	2.49	453.76
08/15/2023	Paydown	89238FAD5	45,000.00	Toyota Auto Receivables OT 2022-B A3 2.93% Due 9/15/2026	0.00	109.88	109.88
08/15/2023	Paydown	89240BAC2	12,106.31	Toyota Auto Receivables Owners 2021-A A3 0.26% Due 5/15/2025	1,343.84	2.33	1,346.17
08/15/2023	Paydown	43815BAC4	65,000.00	Honda Auto Receivables Trust 2022-1 A3 1.88% Due 5/15/2026	0.00	101.83	101.83
08/15/2023	Paydown	44935FAD6	30,000.00	Hyundai Auto Receivables Trust 2021-C A3 0.74% Due 5/15/2026	1,576.84	17.53	1,594.37
08/15/2023	Paydown	47787JAC2	50,000.00	John Deere Owner Trust 2022-A A3 2.32% Due 9/16/2026	0.00	96.67	96.67
08/15/2023	Paydown	477920AC6	50,000.00	John Deere Owner Trust 2023-B A3 5.18% Due 3/15/2028	0.00	338.14	338.14
08/15/2023	Paydown	47800CAC0	75,000.00	John Deere Owner Trust 2023-A A3 5.01% Due 11/15/2027	1,272.54	307.83	1,580.37
08/15/2023	Paydown	44934KAC8	86,402.75	Hyundai Auto Receivables Trust 2021-B A3 0.38% Due 1/15/2026	5,757.01	25.54	5,782.55
08/15/2023	Paydown	47788UAC6	25,429.90	John Deere Owner Trust 2021-A A3 0.36% Due 9/15/2025	1,586.02	7.15	1,593.17
08/15/2023	Paydown	58768PAC8	120,000.00	Mercedes-Benz Auto Receivables 2022-1 A3 5.21% Due 8/16/2027	0.00	521.00	521.00
08/15/2023	Paydown	448977AD0	35,000.00	Hyundai Auto Receivables Trust 2022-A A3 2.22% Due 10/15/2026	0.00	64.75	64.75
08/15/2023	Paydown	44933LAC7	29,594.54	Hyundai Auto Receivables Trust 2021-A A3 0.38% Due 9/15/2025	2,686.92	8.52	2,695.44



Payment Date	Transaction Type	CUSIP	Quantity	Security Description	Principal Amount	Income	Total Amount
08/15/2023	Paydown	47800AAC4	50,000.00	John Deere Owner Trust 2022-B A3 3.74% Due 2/16/2027	0.00	155.83	155.83
08/16/2023	Paydown	362554AC1	30,000.00	GM Financial Securitized Term 2021-4 A3 0.68% Due 9/16/2026	1,425.58	16.19	1,441.77
08/16/2023	Paydown	362585AC5	40,000.00	GM Financial Securitized ART 2022-2 A3 3.1% Due 2/16/2027	0.00	103.33	103.33
08/16/2023	Paydown	380146AC4	25,000.00	GM Financial Auto Receivables 2022-1 A3 1.26% Due 11/16/2026	0.00	26.25	26.25
08/18/2023	Paydown	43813KAC6	15,024.07	Honda Auto Receivables Trust 2020-3 A3 0.37% Due 10/18/2024	3,003.88	3.71	3,007.59
08/20/2023	Paydown	36266FAC3	50,000.00	GM Financial Auto Lease Trust 2022-2 A3 3.42% Due 6/20/2025	0.00	142.50	142.50
08/20/2023	Paydown	92348KAV5	45,000.00	Verizon Master Trust 2022-5 A1A 3.72% Due 7/20/2027	0.00	139.50	139.50
08/20/2023	Paydown	36265MAC9	80,000.00	GM Financial Auto Lease Trust 2022-1 A3 1.9% Due 3/20/2025	0.00	126.67	126.67
08/21/2023	Paydown	43815GAC3	40,000.00	Honda Auto Receivables Trust 2021-4 A3 0.88% Due 1/21/2026	1,996.04	27.87	2,023.91
08/21/2023	Paydown	43815JAC7	40,000.00	Honda Auto Receivables Owner 2023-1 A3 5.04% Due 4/21/2027	0.00	168.00	168.00
08/25/2023	Interest	3135G05X7	220,000.00	FNMA Note 0.375% Due 8/25/2025	0.00	412.50	412.50
08/25/2023	Paydown	3137FG6X8	295,000.00	FHLMC K077 A2 3.85% Due 5/25/2028	4,504.23	932.06	5,436.29
08/25/2023	Paydown	09690AAC7	15,709.77	BMW Vehicle Lease Trust 2021-2 A3 0.33% Due 12/26/2024	2,617.35	3.60	2,620.95
08/25/2023	Paydown	05601XAC3	32,683.55	BMW Vehicle Lease Trust 2022-1 A3 1.1% Due 3/25/2025	3,583.94	26.69	3,610.63
08/25/2023	Paydown	05593AAC3	20,000.00	BMW Vehicle Lease Trust 2023-1 A3 5.16% Due 11/25/2025	0.00	86.00	86.00
08/25/2023	Paydown	05602RAD3	40,000.00	BMW Vehicle Owner Trust 2022-A A3 3.21% Due 8/25/2026	0.00	107.00	107.00
08/31/2023	Interest	91282CFH9	120,000.00	US Treasury Note 3.125% Due 8/31/2027	0.00	1,875.00	1,875.00

Small Cities Organized Risk Effort

Cash Flow Report



Account #590

As of June 30, 2023

Payment Date	Transaction Type	CUSIP	Quantity	Security Description	Principal Amount	Income	Total Amount
08/31/2023	Interest	912828ZC7	50,000.00	US Treasury Note 1.125% Due 2/28/2025	0.00	281.25	281.25
08/31/2023	Interest	91282CCW9	350,000.00	US Treasury Note 0.75% Due 8/31/2026	0.00	1,312.50	1,312.50
AUG 2023					39,821.37	28,831.94	68,653.31
09/03/2023	Interest	808513BY0	150,000.00	Charles Schwab Corp Callable Note Cont 2/3/2027 2.45% Due 3/3/2027	0.00	1,837.50	1,837.50
09/09/2023	Interest	57636QAW4	95,000.00	MasterCard Inc Callable Note Cont 2/9/28 4.875% Due 3/9/2028	0.00	2,315.63	2,315.63
09/09/2023	Interest	931142EX7	50,000.00	Wal-Mart Stores Callable Note Cont 09/09/2027 3.95% Due 9/9/2027	0.00	987.50	987.50
09/10/2023	Interest	3130ATS57	275,000.00	FHLB Note 4.5% Due 3/10/2028	0.00	6,187.50	6,187.50
09/11/2023	Interest	89114QCB2	135,000.00	Toronto Dominion Bank Note 3.25% Due 3/11/2024	0.00	2,193.75	2,193.75
09/13/2023	Interest	3130A2UW4	200,000.00	FHLB Note 2.875% Due 9/13/2024	0.00	2,875.00	2,875.00
09/14/2023	Interest	3130A4CH3	225,000.00	FHLB Note 2.375% Due 3/14/2025	0.00	2,671.88	2,671.88
09/15/2023	Interest	00440EAS6	140,000.00	Chubb INA Holdings Inc Note 3.15% Due 3/15/2025	0.00	2,205.00	2,205.00
09/15/2023	Interest	084664CZ2	115,000.00	Berkshire Hathaway Callable Note Cont 2/15/2027 2.3% Due 3/15/2027	0.00	1,322.50	1,322.50
09/15/2023	Interest	09247XAN1	190,000.00	Blackrock Inc Note 3.2% Due 3/15/2027	0.00	3,040.00	3,040.00
09/15/2023	Paydown	477920AC6	50,000.00	John Deere Owner Trust 2023-B A3 5.18% Due 3/15/2028	0.00	215.83	215.83
09/15/2023	Paydown	47800CAC0	75,000.00	John Deere Owner Trust 2023-A A3 5.01% Due 11/15/2027	1,277.85	302.52	1,580.37
09/15/2023	Paydown	58769KAD6	40,323.37	Mercedes-Benz Auto Lease Trust 2021-B A3 0.4% Due 11/15/2024	5,759.96	9.60	5,769.56
09/15/2023	Paydown	43815BAC4	65,000.00	Honda Auto Receivables Trust 2022-1 A3 1.88% Due 5/15/2026	0.00	101.83	101.83



Payment Date	Transaction Type	CUSIP	Quantity	Security Description	Principal Amount	Income	Total Amount
09/15/2023	Paydown	44934KAC8	86,402.75	Hyundai Auto Receivables Trust 2021-B A3 0.38% Due 1/15/2026	5,757.55	23.71	5,781.26
09/15/2023	Paydown	58768PAC8	120,000.00	Mercedes-Benz Auto Receivables 2022-1 A3 5.21% Due 8/16/2027	0.00	521.00	521.00
09/15/2023	Paydown	89237VAB5	7,237.65	Toyota Auto Receivables Trust 2020-C A3 0.44% Due 10/15/2024	451.44	2.32	453.76
09/15/2023	Paydown	89238FAD5	45,000.00	Toyota Auto Receivables OT 2022-B A3 2.93% Due 9/15/2026	0.00	109.88	109.88
09/15/2023	Paydown	448977AD0	35,000.00	Hyundai Auto Receivables Trust 2022-A A3 2.22% Due 10/15/2026	0.00	64.75	64.75
09/15/2023	Paydown	44935FAD6	30,000.00	Hyundai Auto Receivables Trust 2021-C A3 0.74% Due 5/15/2026	1,577.10	16.56	1,593.66
09/15/2023	Paydown	47787JAC2	50,000.00	John Deere Owner Trust 2022-A A3 2.32% Due 9/16/2026	0.00	96.67	96.67
09/15/2023	Paydown	47800AAC4	50,000.00	John Deere Owner Trust 2022-B A3 3.74% Due 2/16/2027	0.00	155.83	155.83
09/15/2023	Paydown	44933LAC7	29,594.54	Hyundai Auto Receivables Trust 2021-A A3 0.38% Due 9/15/2025	2,687.79	7.67	2,695.46
09/15/2023	Paydown	47787NAC3	1,385.35	John Deere Owner Trust 2020-B A3 0.51% Due 11/15/2024	197.83	0.42	198.25
09/15/2023	Paydown	47788UAC6	25,429.90	John Deere Owner Trust 2021-A A3 0.36% Due 9/15/2025	1,586.53	6.68	1,593.21
09/15/2023	Paydown	47789QAC4	43,268.89	John Deere Owner Trust 2021-B A3 0.52% Due 3/16/2026	2,058.91	16.97	2,075.88
09/15/2023	Paydown	58770AAC7	30,000.00	Mercedes-Benz Auto Receivable 2023-1 A3 4.51% Due 11/15/2027	0.00	112.75	112.75
09/15/2023	Paydown	89240BAC2	12,106.31	Toyota Auto Receivables Owners 2021-A A3 0.26% Due 5/15/2025	1,344.27	2.04	1,346.31
09/16/2023	Paydown	362585AC5	40,000.00	GM Financial Securitized ART 2022-2 A3 3.1% Due 2/16/2027	0.00	103.33	103.33
09/16/2023	Paydown	362554AC1	30,000.00	GM Financial Securitized Term 2021-4 A3 0.68% Due 9/16/2026	1,425.91	15.38	1,441.29
09/16/2023	Paydown	380146AC4	25,000.00	GM Financial Auto Receivables 2022-1 A3 1.26% Due 11/16/2026	1,139.13	26.25	1,165.38



Payment Date	Transaction Type	CUSIP	Quantity	Security Description	Principal Amount	Income	Total Amount
09/17/2023	Interest	931142ER0	30,000.00	Wal-Mart Stores Callable Note Cont 08/17/2026 1.05% Due 9/17/2026	0.00	157.50	157.50
09/18/2023	Paydown	43813KAC6	15,024.07	Honda Auto Receivables Trust 2020-3 A3 0.37% Due 10/18/2024	3,004.81	2.78	3,007.59
09/19/2023	Interest	30231GBH4	140,000.00	Exxon Mobil Corp Callable Note Cont 2/19/2025 2.992% Due 3/19/2025	0.00	2,094.40	2,094.40
09/20/2023	Paydown	36265MAC9	80,000.00	GM Financial Auto Lease Trust 2022-1 A3 1.9% Due 3/20/2025	9,847.59	126.67	9,974.26
09/20/2023	Paydown	92348KAV5	45,000.00	Verizon Master Trust 2022-5 A1A 3.72% Due 7/20/2027	0.00	139.50	139.50
09/20/2023	Paydown	36266FAC3	50,000.00	GM Financial Auto Lease Trust 2022-2 A3 3.42% Due 6/20/2025	0.00	142.50	142.50
09/21/2023	Paydown	43815GAC3	40,000.00	Honda Auto Receivables Trust 2021-4 A3 0.88% Due 1/21/2026	1,996.50	26.41	2,022.91
09/21/2023	Paydown	43815JAC7	40,000.00	Honda Auto Receivables Owner 2023-1 A3 5.04% Due 4/21/2027	0.00	168.00	168.00
09/23/2023	Interest	4581X0DZ8	190,000.00	Inter-American Dev Bank Note 0.5% Due 9/23/2024	0.00	475.00	475.00
09/23/2023	Interest	3137EAEX3	200,000.00	FHLMC Note 0.375% Due 9/23/2025	0.00	375.00	375.00
09/25/2023	Paydown	05593AAC3	20,000.00	BMW Vehicle Lease Trust 2023-1 A3 5.16% Due 11/25/2025	0.00	86.00	86.00
09/25/2023	Paydown	05602RAD3	40,000.00	BMW Vehicle Owner Trust 2022-A A3 3.21% Due 8/25/2026	0.00	107.00	107.00
09/25/2023	Paydown	3137FG6X8	295,000.00	FHLMC K077 A2 3.85% Due 5/25/2028	4,520.75	917.61	5,438.36
09/25/2023	Paydown	05601XAC3	32,683.55	BMW Vehicle Lease Trust 2022-1 A3 1.1% Due 3/25/2025	3,599.65	23.40	3,623.05
09/25/2023	Paydown	09690AAC7	15,709.77	BMW Vehicle Lease Trust 2021-2 A3 0.33% Due 12/26/2024	2,617.98	2.88	2,620.86
09/30/2023	Interest	91282CGT2	200,000.00	US Treasury Note 3.625% Due 3/31/2028	0.00	3,625.00	3,625.00
09/30/2023	Interest	912828YH7	300,000.00	US Treasury Note 1.5% Due 9/30/2024	0.00	2,250.00	2,250.00



Payment Date	Transaction Type	CUSIP	Quantity	Security Description	Principal Amount	Income	Total Amount
09/30/2023	Interest	91282CFM8	150,000.00	US Treasury Note 4.125% Due 9/30/2027	0.00	3,093.75	3,093.75
09/30/2023	Interest	91282CBT7	300,000.00	US Treasury Note 0.75% Due 3/31/2026	0.00	1,125.00	1,125.00
09/30/2023	Interest	91282CEF4	200,000.00	US Treasury Note 2.5% Due 3/31/2027	0.00	2,500.00	2,500.00
SEP 2023					50,851.55	44,986.65	95,838.20
10/13/2023	Interest	023135CF1	110,000.00	Amazon.com Inc Callable Note Cont 3/13/2027 3.3% Due 4/13/2027	0.00	1,815.00	1,815.00
10/14/2023	Interest	3130AJHU6	150,000.00	FHLB Note 0.5% Due 4/14/2025	0.00	375.00	375.00
10/15/2023	Interest	3135G0W66	175,000.00	FNMA Note 1.625% Due 10/15/2024	0.00	1,421.88	1,421.88
10/15/2023	Interest	74340XBN0	160,000.00	Prologis LP Callable Note Cont 2/15/2027 2.125% Due 4/15/2027	0.00	1,700.00	1,700.00
10/15/2023	Interest	91282CFP1	220,000.00	US Treasury Note 4.25% Due 10/15/2025	0.00	4,675.00	4,675.00
10/15/2023	Paydown	44935FAD6	30,000.00	Hyundai Auto Receivables Trust 2021-C A3 0.74% Due 5/15/2026	1,577.37	15.58	1,592.95
10/15/2023	Paydown	47787JAC2	50,000.00	John Deere Owner Trust 2022-A A3 2.32% Due 9/16/2026	2,052.75	96.67	2,149.42
10/15/2023	Paydown	47788UAC6	25,429.90	John Deere Owner Trust 2021-A A3 0.36% Due 9/15/2025	1,587.05	6.20	1,593.25
10/15/2023	Paydown	448977AD0	35,000.00	Hyundai Auto Receivables Trust 2022-A A3 2.22% Due 10/15/2026	0.00	64.75	64.75
10/15/2023	Paydown	44933LAC7	29,594.54	Hyundai Auto Receivables Trust 2021-A A3 0.38% Due 9/15/2025	2,688.66	6.82	2,695.48
10/15/2023	Paydown	47787NAC3	1,385.35	John Deere Owner Trust 2020-B A3 0.51% Due 11/15/2024	197.90	0.34	198.24
10/15/2023	Paydown	47789QAC4	43,268.89	John Deere Owner Trust 2021-B A3 0.52% Due 3/16/2026	2,059.10	16.07	2,075.17
10/15/2023	Paydown	58770AAC7	30,000.00	Mercedes-Benz Auto Receivable 2023-1 A3 4.51% Due 11/15/2027	0.00	112.75	112.75



Payment Date	Transaction Type	CUSIP	Quantity	Security Description	Principal Amount	Income	Total Amount
10/15/2023	Paydown	89237VAB5	7,237.65	Toyota Auto Receivables Trust 2020-C A3 0.44% Due 10/15/2024	451.60	2.16	453.76
10/15/2023	Paydown	89238FAD5	45,000.00	Toyota Auto Receivables OT 2022-B A3 2.93% Due 9/15/2026	0.00	109.88	109.88
10/15/2023	Paydown	89240BAC2	12,106.31	Toyota Auto Receivables Owners 2021-A A3 0.26% Due 5/15/2025	1,344.71	1.75	1,346.46
10/15/2023	Paydown	43815BAC4	65,000.00	Honda Auto Receivables Trust 2022-1 A3 1.88% Due 5/15/2026	3,116.74	101.83	3,218.57
10/15/2023	Paydown	47800AAC4	50,000.00	John Deere Owner Trust 2022-B A3 3.74% Due 2/16/2027	0.00	155.83	155.83
10/15/2023	Paydown	58769KAD6	40,323.37	Mercedes-Benz Auto Lease Trust 2021-B A3 0.4% Due 11/15/2024	5,760.48	7.68	5,768.16
10/15/2023	Paydown	44934KAC8	86,402.75	Hyundai Auto Receivables Trust 2021-B A3 0.38% Due 1/15/2026	5,758.07	21.89	5,779.96
10/15/2023	Paydown	477920AC6	50,000.00	John Deere Owner Trust 2023-B A3 5.18% Due 3/15/2028	0.00	215.83	215.83
10/15/2023	Paydown	47800CAC0	75,000.00	John Deere Owner Trust 2023-A A3 5.01% Due 11/15/2027	1,283.18	297.19	1,580.37
10/15/2023	Paydown	58768PAC8	120,000.00	Mercedes-Benz Auto Receivables 2022-1 A3 5.21% Due 8/16/2027	0.00	521.00	521.00
10/16/2023	Paydown	362554AC1	30,000.00	GM Financial Securitized Term 2021-4 A3 0.68% Due 9/16/2026	1,426.24	14.58	1,440.82
10/16/2023	Paydown	362585AC5	40,000.00	GM Financial Securitized ART 2022-2 A3 3.1% Due 2/16/2027	0.00	103.33	103.33
10/16/2023	Paydown	380146AC4	25,000.00	GM Financial Auto Receivables 2022-1 A3 1.26% Due 11/16/2026	1,144.13	25.05	1,169.18
10/18/2023	Paydown	43813KAC6	15,024.07	Honda Auto Receivables Trust 2020-3 A3 0.37% Due 10/18/2024	3,005.74	1.85	3,007.59
10/20/2023	Paydown	36266FAC3	50,000.00	GM Financial Auto Lease Trust 2022-2 A3 3.42% Due 6/20/2025	0.00	142.50	142.50
10/20/2023	Paydown	92348KAV5	45,000.00	Verizon Master Trust 2022-5 A1A 3.72% Due 7/20/2027	0.00	139.50	139.50
10/20/2023	Paydown	36265MAC9	80,000.00	GM Financial Auto Lease Trust 2022-1 A3 1.9% Due 3/20/2025	9,890.76	111.07	10,001.83

Small Cities Organized Risk Effort

Cash Flow Report



Account #590

As of June 30, 2023

Payment Date	Transaction Type	CUSIP	Quantity	Security Description	Principal Amount	Income	Total Amount
10/21/2023	Paydown	43815GAC3	40,000.00	Honda Auto Receivables Trust 2021-4 A3 0.88% Due 1/21/2026	1,996.97	24.94	2,021.91
10/21/2023	Paydown	43815JAC7	40,000.00	Honda Auto Receivables Owner 2023-1 A3 5.04% Due 4/21/2027	0.00	168.00	168.00
10/22/2023	Interest	46647PBK1	50,000.00	JP Morgan Chase & Co Callable Note Cont 4/22/2025 2.083% Due 4/22/2026	0.00	520.75	520.75
10/22/2023	Interest	3135G03U5	105,000.00	FNMA Note 0.625% Due 4/22/2025	0.00	328.13	328.13
10/22/2023	Interest	459058JB0	130,000.00	Intl. Bank Recon & Development Note 0.625% Due 4/22/2025	0.00	406.25	406.25
10/25/2023	Paydown	05602RAD3	40,000.00	BMW Vehicle Owner Trust 2022-A A3 3.21% Due 8/25/2026	4,240.39	107.00	4,347.39
10/25/2023	Paydown	09690AAC7	15,709.77	BMW Vehicle Lease Trust 2021-2 A3 0.33% Due 12/26/2024	2,618.61	2.16	2,620.77
10/25/2023	Paydown	05601XAC3	32,683.55	BMW Vehicle Lease Trust 2022-1 A3 1.1% Due 3/25/2025	3,615.43	20.10	3,635.53
10/25/2023	Paydown	05593AAC3	20,000.00	BMW Vehicle Lease Trust 2023-1 A3 5.16% Due 11/25/2025	0.00	86.00	86.00
10/25/2023	Paydown	3137FG6X8	295,000.00	FHLMC K077 A2 3.85% Due 5/25/2028	4,537.33	903.10	5,440.43
10/28/2023	Interest	459058JL8	180,000.00	Intl. Bank Recon & Development Note 0.5% Due 10/28/2025	0.00	450.00	450.00
10/31/2023	Interest	91282CDG3	325,000.00	US Treasury Note 1.125% Due 10/31/2026	0.00	1,828.13	1,828.13
10/31/2023	Interest	91282CEN7	340,000.00	US Treasury Note 2.75% Due 4/30/2027	0.00	4,675.00	4,675.00
10/31/2023	Interest	91282CFU0	220,000.00	US Treasury Note 4.125% Due 10/31/2027	0.00	4,537.50	4,537.50
10/31/2023	Interest	91282CHA2	220,000.00	US Treasury Note 3.5% Due 4/30/2028	0.00	3,850.00	3,850.00
10/31/2023	Interest	91282CBW0	150,000.00	US Treasury Note 0.75% Due 4/30/2026	0.00	562.50	562.50
OCT 2023					60,353.21	30,748.54	91,101.75



Payment Date	Transaction Type	CUSIP	Quantity	Security Description	Principal Amount	Income	Total Amount
11/01/2023	Interest	06367WB85	150,000.00	Bank of Montreal Note 1.85% Due 5/1/2025	0.00	1,387.50	1,387.50
11/01/2023	Interest	438516BL9	180,000.00	Honeywell Intl Callable Note 08/01/2026 2.5% Due 11/1/2026	0.00	2,250.00	2,250.00
11/04/2023	Interest	61772BAB9	150,000.00	Morgan Stanley Callable Note Cont 5/4/2026 1.593% Due 5/4/2027	0.00	1,194.76	1,194.76
11/07/2023	Interest	3135G06G3	215,000.00	FNMA Note 0.5% Due 11/7/2025	0.00	537.50	537.50
11/11/2023	Interest	037833CU2	150,000.00	Apple Inc Callable Note Cont 3/11/2024 2.85% Due 5/11/2024	0.00	2,137.50	2,137.50
11/12/2023	Interest	023135BW5	95,000.00	Amazon.com Inc Note 0.45% Due 5/12/2024	0.00	213.75	213.75
11/13/2023	Interest	14913R2V8	55,000.00	Caterpillar Financial Service Note 3.4% Due 5/13/2025	0.00	935.00	935.00
11/15/2023	Interest	91324PEC2	175,000.00	United Health Group Inc Callable Note Cont 4/15/2026 1.15% Due 5/15/2026	0.00	1,006.25	1,006.25
11/15/2023	Interest	912828WJ5	150,000.00	US Treasury Note 2.5% Due 5/15/2024	0.00	1,875.00	1,875.00
11/15/2023	Interest	9128283F5	200,000.00	US Treasury Note 2.25% Due 11/15/2027	0.00	2,250.00	2,250.00
11/15/2023	Paydown	448977AD0	35,000.00	Hyundai Auto Receivables Trust 2022-A A3 2.22% Due 10/15/2026	1,728.76	64.75	1,793.51
11/15/2023	Paydown	44935FAD6	30,000.00	Hyundai Auto Receivables Trust 2021-C A3 0.74% Due 5/15/2026	1,577.63	14.61	1,592.24
11/15/2023	Paydown	47787JAC2	50,000.00	John Deere Owner Trust 2022-A A3 2.32% Due 9/16/2026	2,055.38	92.70	2,148.08
11/15/2023	Paydown	58769KAD6	40,323.37	Mercedes-Benz Auto Lease Trust 2021-B A3 0.4% Due 11/15/2024	5,761.01	5.76	5,766.77
11/15/2023	Paydown	89237VAB5	7,237.65	Toyota Auto Receivables Trust 2020-C A3 0.44% Due 10/15/2024	451.77	1.99	453.76
11/15/2023	Paydown	89238FAD5	45,000.00	Toyota Auto Receivables OT 2022-B A3 2.93% Due 9/15/2026	2,100.36	109.88	2,210.24

Small Cities Organized Risk Effort

Cash Flow Report



Account #590

As of June 30, 2023

Payment Date	Transaction Type	CUSIP	Quantity	Security Description	Principal Amount	Income	Total Amount
11/15/2023	Paydown	47787NAC3	1,385.35	John Deere Owner Trust 2020-B A3 0.51% Due 11/15/2024	197.99	0.25	198.24
11/15/2023	Paydown	47788UAC6	25,429.90	John Deere Owner Trust 2021-A A3 0.36% Due 9/15/2025	1,587.56	5.73	1,593.29
11/15/2023	Paydown	47789QAC4	43,268.89	John Deere Owner Trust 2021-B A3 0.52% Due 3/16/2026	2,059.29	15.18	2,074.47
11/15/2023	Paydown	58770AAC7	30,000.00	Mercedes-Benz Auto Receivable 2023-1 A3 4.51% Due 11/15/2027	0.00	112.75	112.75
11/15/2023	Paydown	89240BAC2	12,106.31	Toyota Auto Receivables Owners 2021-A A3 0.26% Due 5/15/2025	1,345.14	1.46	1,346.60
11/15/2023	Paydown	43815BAC4	65,000.00	Honda Auto Receivables Trust 2022-1 A3 1.88% Due 5/15/2026	3,130.40	96.95	3,227.35
11/15/2023	Paydown	47800AAC4	50,000.00	John Deere Owner Trust 2022-B A3 3.74% Due 2/16/2027	0.00	155.83	155.83
11/15/2023	Paydown	58768PAC8	120,000.00	Mercedes-Benz Auto Receivables 2022-1 A3 5.21% Due 8/16/2027	0.00	521.00	521.00
11/15/2023	Paydown	44933LAC7	29,594.54	Hyundai Auto Receivables Trust 2021-A A3 0.38% Due 9/15/2025	2,689.53	5.97	2,695.50
11/15/2023	Paydown	44934KAC8	86,402.75	Hyundai Auto Receivables Trust 2021-B A3 0.38% Due 1/15/2026	5,758.60	20.07	5,778.67
11/15/2023	Paydown	477920AC6	50,000.00	John Deere Owner Trust 2023-B A3 5.18% Due 3/15/2028	0.00	215.83	215.83
11/15/2023	Paydown	47800CAC0	75,000.00	John Deere Owner Trust 2023-A A3 5.01% Due 11/15/2027	1,288.54	291.83	1,580.37
11/16/2023	Paydown	362554AC1	30,000.00	GM Financial Securitized Term 2021-4 A3 0.68% Due 9/16/2026	1,426.57	13.77	1,440.34
11/16/2023	Paydown	380146AC4	25,000.00	GM Financial Auto Receivables 2022-1 A3 1.26% Due 11/16/2026	1,149.14	23.85	1,172.99
11/16/2023	Paydown	362585AC5	40,000.00	GM Financial Securitized ART 2022-2 A3 3.1% Due 2/16/2027	0.00	103.33	103.33
11/18/2023	Paydown	43813KAC6	15,024.07	Honda Auto Receivables Trust 2020-3 A3 0.37% Due 10/18/2024	3,006.66	0.93	3,007.59
11/20/2023	Interest	747525AF0	140,000.00	Qualcomm Inc Callable Note Cont 2/20/2025 3.45% Due 5/20/2025	0.00	2,415.00	2,415.00



Payment Date	Transaction Type	CUSIP	Quantity	Security Description	Principal Amount	Income	Total Amount
11/20/2023	Paydown	36266FAC3	50,000.00	GM Financial Auto Lease Trust 2022-2 A3 3.42% Due 6/20/2025	0.00	142.50	142.50
11/20/2023	Paydown	92348KAV5	45,000.00	Verizon Master Trust 2022-5 A1A 3.72% Due 7/20/2027	0.00	139.50	139.50
11/20/2023	Paydown	36265MAC9	80,000.00	GM Financial Auto Lease Trust 2022-1 A3 1.9% Due 3/20/2025	9,934.11	95.41	10,029.52
11/21/2023	Paydown	43815GAC3	40,000.00	Honda Auto Receivables Trust 2021-4 A3 0.88% Due 1/21/2026	1,997.43	23.48	2,020.91
11/21/2023	Paydown	43815JAC7	40,000.00	Honda Auto Receivables Owner 2023-1 A3 5.04% Due 4/21/2027	0.00	168.00	168.00
11/25/2023	Paydown	05601XAC3	32,683.55	BMW Vehicle Lease Trust 2022-1 A3 1.1% Due 3/25/2025	3,631.27	16.79	3,648.06
11/25/2023	Paydown	09690AAC7	15,709.77	BMW Vehicle Lease Trust 2021-2 A3 0.33% Due 12/26/2024	2,619.24	1.44	2,620.68
11/25/2023	Paydown	3137FG6X8	295,000.00	FHLMC K077 A2 3.85% Due 5/25/2028	4,553.96	888.55	5,442.51
11/25/2023	Paydown	05593AAC3	20,000.00	BMW Vehicle Lease Trust 2023-1 A3 5.16% Due 11/25/2025	0.00	86.00	86.00
11/25/2023	Paydown	05602RAD3	40,000.00	BMW Vehicle Owner Trust 2022-A A3 3.21% Due 8/25/2026	4,009.67	95.66	4,105.33
11/30/2023	Interest	9128283J7	275,000.00	US Treasury Note 2.125% Due 11/30/2024	0.00	2,921.88	2,921.88
11/30/2023	Interest	91282CAZ4	300,000.00	US Treasury Note 0.375% Due 11/30/2025	0.00	562.50	562.50
11/30/2023	Interest	91282CHE4	180,000.00	US Treasury Note 3.625% Due 5/31/2028	0.00	3,262.50	3,262.50
NOV 2023					64,060.01	26,480.89	90,540.90
12/08/2023	Maturity	3130A0F70	150,000.00	FHLB Note 3.375% Due 12/8/2023	150,000.00	2,531.25	152,531.25
12/10/2023	Interest	78015K7H1	150,000.00	Royal Bank of Canada Note 1.15% Due 6/10/2025	0.00	862.50	862.50
12/12/2023	Interest	3130ATUC9	300,000.00	FHLB Note 4.5% Due 12/12/2025	0.00	6,750.00	6,750.00

Small Cities Organized Risk Effort

Cash Flow Report



Account #590

As of June 30, 2023

Payment Date	Transaction Type	CUSIP	Quantity	Security Description	Principal Amount	Income	Total Amount
12/14/2023	Interest	3130A1XJ2	230,000.00	FHLB Note 2.875% Due 6/14/2024	0.00	3,306.26	3,306.26
12/15/2023	Interest	63743HFE7	85,000.00	National Rural Utilities Note 3.45% Due 6/15/2025	0.00	1,466.25	1,466.25
12/15/2023	Paydown	89237VAB5	7,237.65	Toyota Auto Receivables Trust 2020-C A3 0.44% Due 10/15/2024	451.93	1.83	453.76
12/15/2023	Paydown	89238FAD5	45,000.00	Toyota Auto Receivables OT 2022-B A3 2.93% Due 9/15/2026	2,104.56	104.75	2,209.31
12/15/2023	Paydown	89240BAC2	12,106.31	Toyota Auto Receivables Owners 2021-A A3 0.26% Due 5/15/2025	1,345.58	1.17	1,346.75
12/15/2023	Paydown	43815BAC4	65,000.00	Honda Auto Receivables Trust 2022-1 A3 1.88% Due 5/15/2026	3,144.12	92.05	3,236.17
12/15/2023	Paydown	47787NAC3	1,385.35	John Deere Owner Trust 2020-B A3 0.51% Due 11/15/2024	198.06	0.17	198.23
12/15/2023	Paydown	47789QAC4	43,268.89	John Deere Owner Trust 2021-B A3 0.52% Due 3/16/2026	2,059.48	14.29	2,073.77
12/15/2023	Paydown	58770AAC7	30,000.00	Mercedes-Benz Auto Receivable 2023-1 A3 4.51% Due 11/15/2027	0.00	112.75	112.75
12/15/2023	Paydown	44935FAD6	30,000.00	Hyundai Auto Receivables Trust 2021-C A3 0.74% Due 5/15/2026	1,577.89	13.64	1,591.53
12/15/2023	Paydown	47787JAC2	50,000.00	John Deere Owner Trust 2022-A A3 2.32% Due 9/16/2026	2,058.03	88.72	2,146.75
12/15/2023	Paydown	477920AC6	50,000.00	John Deere Owner Trust 2023-B A3 5.18% Due 3/15/2028	0.00	215.83	215.83
12/15/2023	Paydown	47800CAC0	75,000.00	John Deere Owner Trust 2023-A A3 5.01% Due 11/15/2027	1,293.92	286.45	1,580.37
12/15/2023	Paydown	58769KAD6	40,323.37	Mercedes-Benz Auto Lease Trust 2021-B A3 0.4% Due 11/15/2024	5,761.54	3.84	5,765.38
12/15/2023	Paydown	44934KAC8	86,402.75	Hyundai Auto Receivables Trust 2021-B A3 0.38% Due 1/15/2026	5,759.13	18.24	5,777.37
12/15/2023	Paydown	47788UAC6	25,429.90	John Deere Owner Trust 2021-A A3 0.36% Due 9/15/2025	1,588.08	5.25	1,593.33
12/15/2023	Paydown	58768PAC8	120,000.00	Mercedes-Benz Auto Receivables 2022-1 A3 5.21% Due 8/16/2027	0.00	521.00	521.00



Payment Date	Transaction Type	CUSIP	Quantity	Security Description	Principal Amount	Income	Total Amount
12/15/2023	Paydown	448977AD0	35,000.00	Hyundai Auto Receivables Trust 2022-A A3 2.22% Due 10/15/2026	1,730.98	61.55	1,792.53
12/15/2023	Paydown	44933LAC7	29,594.54	Hyundai Auto Receivables Trust 2021-A A3 0.38% Due 9/15/2025	2,690.41	5.12	2,695.53
12/15/2023	Paydown	47800AAC4	50,000.00	John Deere Owner Trust 2022-B A3 3.74% Due 2/16/2027	0.00	155.83	155.83
12/16/2023	Paydown	362554AC1	30,000.00	GM Financial Securitized Term 2021-4 A3 0.68% Due 9/16/2026	1,426.90	12.96	1,439.86
12/16/2023	Paydown	362585AC5	40,000.00	GM Financial Securitized ART 2022-2 A3 3.1% Due 2/16/2027	1,813.58	103.33	1,916.91
12/16/2023	Paydown	380146AC4	25,000.00	GM Financial Auto Receivables 2022-1 A3 1.26% Due 11/16/2026	1,154.17	22.65	1,176.82
12/17/2023	Interest	3135G04Z3	260,000.00	FNMA Note 0.5% Due 6/17/2025	0.00	650.00	650.00
12/18/2023	Interest	89236TJK2	130,000.00	Toyota Motor Credit Corp Note 1.125% Due 6/18/2026	0.00	731.25	731.25
12/19/2023	Interest	06051GJD2	80,000.00	Bank of America Corp Callable Note Cont 6/19/2025 1.319% Due 6/19/2026	0.00	527.60	527.60
12/20/2023	Paydown	36266FAC3	50,000.00	GM Financial Auto Lease Trust 2022-2 A3 3.42% Due 6/20/2025	0.00	142.50	142.50
12/20/2023	Paydown	92348KAV5	45,000.00	Verizon Master Trust 2022-5 A1A 3.72% Due 7/20/2027	0.00	139.50	139.50
12/20/2023	Paydown	36265MAC9	80,000.00	GM Financial Auto Lease Trust 2022-1 A3 1.9% Due 3/20/2025	9,977.65	79.69	10,057.34
12/21/2023	Paydown	43815JAC7	40,000.00	Honda Auto Receivables Owner 2023-1 A3 5.04% Due 4/21/2027	0.00	168.00	168.00
12/21/2023	Paydown	43815GAC3	40,000.00	Honda Auto Receivables Trust 2021-4 A3 0.88% Due 1/21/2026	1,997.90	22.01	2,019.91
12/25/2023	Paydown	05593AAC3	20,000.00	BMW Vehicle Lease Trust 2023-1 A3 5.16% Due 11/25/2025	0.00	86.00	86.00
12/25/2023	Paydown	05601XAC3	32,683.55	BMW Vehicle Lease Trust 2022-1 A3 1.1% Due 3/25/2025	3,647.19	13.46	3,660.65
12/25/2023	Paydown	09690AAC7	15,709.77	BMW Vehicle Lease Trust 2021-2 A3 0.33% Due 12/26/2024	2,619.88	0.72	2,620.60

Small Cities Organized Risk Effort

Cash Flow Report



Account #590

As of June 30, 2023

Payment Date	Transaction Type	CUSIP	Quantity	Security Description	Principal Amount	Income	Total Amount
12/25/2023	Paydown	3137FG6X8	295,000.00	FHLMC K077 A2 3.85% Due 5/25/2028	4,570.66	873.94	5,444.60
12/25/2023	Paydown	05602RAD3	40,000.00	BMW Vehicle Owner Trust 2022-A A3 3.21% Due 8/25/2026	3,778.51	84.93	3,863.44
12/27/2023	Interest	02665WC22	150,000.00	American Honda Finance Note 2.4% Due 6/27/2024	0.00	1,800.00	1,800.00
12/31/2023	Interest	91282CEW7	175,000.00	US Treasury Note 3.25% Due 6/30/2027	0.00	2,843.75	2,843.75
12/31/2023	Interest	91282CGC9	180,000.00	US Treasury Note 3.875% Due 12/31/2027	0.00	3,487.50	3,487.50
12/31/2023	Interest	91282CBC4	125,000.00	US Treasury Note 0.375% Due 12/31/2025	0.00	234.38	234.38
DEC 2023					212,750.15	28,642.91	241,393.06
01/01/2024	Interest	4581X0EE4	85,000.00	Inter-American Dev Bank Note 3.25% Due 7/1/2024	0.00	1,381.25	1,381.25
01/07/2024	Interest	3135G0X24	235,000.00	FNMA Note 1.625% Due 1/7/2025	0.00	1,909.38	1,909.38
01/15/2024	Interest	79466LAG9	25,000.00	Salesforce.com Inc Callable Note Cont 7/15/2022 0.625% Due 7/15/2024	0.00	78.13	78.13
01/15/2024	Interest	87612EBM7	70,000.00	Target Corp Callable Note Cont 12/15/2026 1.95% Due 1/15/2027	0.00	682.50	682.50
01/15/2024	Paydown	89237VAB5	7,237.65	Toyota Auto Receivables Trust 2020-C A3 0.44% Due 10/15/2024	452.10	1.66	453.76
01/15/2024	Paydown	47787NAC3	1,385.35	John Deere Owner Trust 2020-B A3 0.51% Due 11/15/2024	198.14	0.08	198.22
01/15/2024	Paydown	44935FAD6	30,000.00	Hyundai Auto Receivables Trust 2021-C A3 0.74% Due 5/15/2026	1,578.16	12.66	1,590.82
01/15/2024	Paydown	47789QAC4	43,268.89	John Deere Owner Trust 2021-B A3 0.52% Due 3/16/2026	2,059.66	13.40	2,073.06
01/15/2024	Paydown	477920AC6	50,000.00	John Deere Owner Trust 2023-B A3 5.18% Due 3/15/2028	0.00	215.83	215.83
01/15/2024	Paydown	58769KAD6	40,323.37	Mercedes-Benz Auto Lease Trust 2021-B A3 0.4% Due 11/15/2024	5,762.07	1.92	5,763.99



Payment Date	Transaction Type	CUSIP	Quantity	Security Description	Principal Amount	Income	Total Amount
01/15/2024	Paydown	58770AAC7	30,000.00	Mercedes-Benz Auto Receivable 2023-1 A3 4.51% Due 11/15/2027	0.00	112.75	112.75
01/15/2024	Paydown	89238FAD5	45,000.00	Toyota Auto Receivables OT 2022-B A3 2.93% Due 9/15/2026	2,108.76	99.61	2,208.37
01/15/2024	Paydown	89240BAC2	12,106.31	Toyota Auto Receivables Owners 2021-A A3 0.26% Due 5/15/2025	1,346.01	0.88	1,346.89
01/15/2024	Paydown	448977AD0	35,000.00	Hyundai Auto Receivables Trust 2022-A A3 2.22% Due 10/15/2026	1,733.20	58.35	1,791.55
01/15/2024	Paydown	44933LAC7	29,594.54	Hyundai Auto Receivables Trust 2021-A A3 0.38% Due 9/15/2025	2,691.29	4.26	2,695.55
01/15/2024	Paydown	44934KAC8	86,402.75	Hyundai Auto Receivables Trust 2021-B A3 0.38% Due 1/15/2026	5,759.66	16.42	5,776.08
01/15/2024	Paydown	47787JAC2	50,000.00	John Deere Owner Trust 2022-A A3 2.32% Due 9/16/2026	2,060.66	84.75	2,145.41
01/15/2024	Paydown	47800CAC0	75,000.00	John Deere Owner Trust 2023-A A3 5.01% Due 11/15/2027	1,299.32	281.05	1,580.37
01/15/2024	Paydown	43815BAC4	65,000.00	Honda Auto Receivables Trust 2022-1 A3 1.88% Due 5/15/2026	3,157.90	87.12	3,245.02
01/15/2024	Paydown	47788UAC6	25,429.90	John Deere Owner Trust 2021-A A3 0.36% Due 9/15/2025	1,588.60	4.77	1,593.37
01/15/2024	Paydown	47800AAC4	50,000.00	John Deere Owner Trust 2022-B A3 3.74% Due 2/16/2027	0.00	155.83	155.83
01/15/2024	Paydown	58768PAC8	120,000.00	Mercedes-Benz Auto Receivables 2022-1 A3 5.21% Due 8/16/2027	0.00	521.00	521.00
01/16/2024	Paydown	362554AC1	30,000.00	GM Financial Securitized Term 2021-4 A3 0.68% Due 9/16/2026	1,427.24	12.15	1,439.39
01/16/2024	Paydown	362585AC5	40,000.00	GM Financial Securitized ART 2022-2 A3 3.1% Due 2/16/2027	1,814.01	98.65	1,912.66
01/16/2024	Paydown	380146AC4	25,000.00	GM Financial Auto Receivables 2022-1 A3 1.26% Due 11/16/2026	1,159.24	21.43	1,180.67
01/20/2024	Interest	06051GGF0	100,000.00	Bank of America Corp Callable Note 1/20/2027 3.824% Due 1/20/2028	0.00	1,912.00	1,912.00
01/20/2024	Paydown	92348KAV5	45,000.00	Verizon Master Trust 2022-5 A1A 3.72% Due 7/20/2027	2,582.02	139.50	2,721.52

Small Cities Organized Risk Effort

Cash Flow Report



Account #590

As of June 30, 2023

Payment Date	Transaction Type	CUSIP	Quantity	Security Description	Principal Amount	Income	Total Amount
01/20/2024	Paydown	36265MAC9	80,000.00	GM Financial Auto Lease Trust 2022-1 A3 1.9% Due 3/20/2025	10,021.39	63.89	10,085.28
01/20/2024	Paydown	36266FAC3	50,000.00	GM Financial Auto Lease Trust 2022-2 A3 3.42% Due 6/20/2025	7,137.68	142.50	7,280.18
01/21/2024	Interest	3137EAEU9	140,000.00	FHLMC Note 0.375% Due 7/21/2025	0.00	262.50	262.50
01/21/2024	Paydown	43815GAC3	40,000.00	Honda Auto Receivables Trust 2021-4 A3 0.88% Due 1/21/2026	1,998.36	20.55	2,018.91
01/21/2024	Paydown	43815JAC7	40,000.00	Honda Auto Receivables Owner 2023-1 A3 5.04% Due 4/21/2027	0.00	168.00	168.00
01/25/2024	Paydown	05601XAC3	32,683.55	BMW Vehicle Lease Trust 2022-1 A3 1.1% Due 3/25/2025	3,663.18	10.12	3,673.30
01/25/2024	Paydown	3137FG6X8	295,000.00	FHLMC K077 A2 3.85% Due 5/25/2028	4,587.42	859.27	5,446.69
01/25/2024	Paydown	05593AAC3	20,000.00	BMW Vehicle Lease Trust 2023-1 A3 5.16% Due 11/25/2025	0.00	86.00	86.00
01/25/2024	Paydown	05602RAD3	40,000.00	BMW Vehicle Owner Trust 2022-A A3 3.21% Due 8/25/2026	3,546.90	74.82	3,621.72
01/26/2024	Interest	3133EKWV4	150,000.00	FFCB Note 1.85% Due 7/26/2024	0.00	1,387.50	1,387.50
01/31/2024	Interest	91282CGH8	220,000.00	US Treasury Note 3.5% Due 1/31/2028	0.00	3,850.00	3,850.00
01/31/2024	Interest	91282CCP4	125,000.00	US Treasury Note 0.625% Due 7/31/2026	0.00	390.63	390.63
JAN 2024					69,732.97	15,223.11	84,956.08
02/05/2024	Maturity	3135G0V34	125,000.00	FNMA Note 2.5% Due 2/5/2024	125,000.00	1,562.50	126,562.50
02/06/2024	Interest	857477BR3	40,000.00	State Street Bank Callable Note Cont 2/6/2025 1.746% Due 2/6/2026	0.00	349.20	349.20
02/12/2024	Interest	14913R3A3	95,000.00	Caterpillar Financial Service Note 3.6% Due 8/12/2027	0.00	1,710.00	1,710.00
02/12/2024	Interest	3137EAEPO	260,000.00	FHLMC Note 1.5% Due 2/12/2025	0.00	1,950.00	1,950.00

Small Cities Organized Risk Effort

Cash Flow Report



Account #590

As of June 30, 2023

Payment Date	Transaction Type	CUSIP	Quantity	Security Description	Principal Amount	Income	Total Amount
02/15/2024	Interest	756109BG8	200,000.00	Realty Income Corp Callable Note Cont 5/15/2027 3.95% Due 8/15/2027	0.00	3,950.00	3,950.00
02/15/2024	Interest	912828V98	200,000.00	US Treasury Note 2.25% Due 2/15/2027	0.00	2,250.00	2,250.00
02/15/2024	Interest	438516CJ3	180,000.00	Honeywell Intl Callable Note Cont 01/15/2028 4.95% Due 2/15/2028	0.00	4,455.00	4,455.00
02/15/2024	Interest	9128283W8	230,000.00	US Treasury Note 2.75% Due 2/15/2028	0.00	3,162.50	3,162.50
02/15/2024	Interest	912828J27	175,000.00	US Treasury Note 2% Due 2/15/2025	0.00	1,750.00	1,750.00
02/15/2024	Paydown	44933LAC7	29,594.54	Hyundai Auto Receivables Trust 2021-A A3 0.38% Due 9/15/2025	2,692.16	3.41	2,695.57
02/15/2024	Paydown	47787JAC2	50,000.00	John Deere Owner Trust 2022-A A3 2.32% Due 9/16/2026	2,063.31	80.76	2,144.07
02/15/2024	Paydown	47800AAC4	50,000.00	John Deere Owner Trust 2022-B A3 3.74% Due 2/16/2027	0.00	155.83	155.83
02/15/2024	Paydown	448977AD0	35,000.00	Hyundai Auto Receivables Trust 2022-A A3 2.22% Due 10/15/2026	1,735.43	55.14	1,790.57
02/15/2024	Paydown	44934KAC8	86,402.75	Hyundai Auto Receivables Trust 2021-B A3 0.38% Due 1/15/2026	5,760.18	14.60	5,774.78
02/15/2024	Paydown	47788UAC6	25,429.90	John Deere Owner Trust 2021-A A3 0.36% Due 9/15/2025	1,589.10	4.30	1,593.40
02/15/2024	Paydown	58768PAC8	120,000.00	Mercedes-Benz Auto Receivables 2022-1 A3 5.21% Due 8/16/2027	0.00	521.00	521.00
02/15/2024	Paydown	89237VAB5	7,237.65	Toyota Auto Receivables Trust 2020-C A3 0.44% Due 10/15/2024	452.27	1.49	453.76
02/15/2024	Paydown	89238FAD5	45,000.00	Toyota Auto Receivables OT 2022-B A3 2.93% Due 9/15/2026	2,112.98	94.46	2,207.44
02/15/2024	Paydown	89240BAC2	12,106.31	Toyota Auto Receivables Owners 2021-A A3 0.26% Due 5/15/2025	1,346.46	0.58	1,347.04
02/15/2024	Paydown	43815BAC4	65,000.00	Honda Auto Receivables Trust 2022-1 A3 1.88% Due 5/15/2026	3,171.75	82.17	3,253.92
02/15/2024	Paydown	47789QAC4	43,268.89	John Deere Owner Trust 2021-B A3 0.52% Due 3/16/2026	2,059.86	12.50	2,072.36



Payment Date	Transaction Type	CUSIP	Quantity	Security Description	Principal Amount	Income	Total Amount
02/15/2024	Paydown	477920AC6	50,000.00	John Deere Owner Trust 2023-B A3 5.18% Due 3/15/2028	0.00	215.83	215.83
02/15/2024	Paydown	58770AAC7	30,000.00	Mercedes-Benz Auto Receivable 2023-1 A3 4.51% Due 11/15/2027	0.00	112.75	112.75
02/15/2024	Paydown	44935FAD6	30,000.00	Hyundai Auto Receivables Trust 2021-C A3 0.74% Due 5/15/2026	1,578.42	11.69	1,590.11
02/15/2024	Paydown	47800CAC0	75,000.00	John Deere Owner Trust 2023-A A3 5.01% Due 11/15/2027	1,304.75	275.62	1,580.37
02/16/2024	Paydown	362554AC1	30,000.00	GM Financial Securitized Term 2021-4 A3 0.68% Due 9/16/2026	1,427.57	11.34	1,438.91
02/16/2024	Paydown	362585AC5	40,000.00	GM Financial Securitized ART 2022-2 A3 3.1% Due 2/16/2027	1,814.45	93.96	1,908.41
02/16/2024	Paydown	380146AC4	25,000.00	GM Financial Auto Receivables 2022-1 A3 1.26% Due 11/16/2026	1,164.31	20.22	1,184.53
02/20/2024	Paydown	36266FAC3	50,000.00	GM Financial Auto Lease Trust 2022-2 A3 3.42% Due 6/20/2025	7,139.40	122.16	7,261.56
02/20/2024	Paydown	92348KAV5	45,000.00	Verizon Master Trust 2022-5 A1A 3.72% Due 7/20/2027	2,590.02	131.50	2,721.52
02/20/2024	Paydown	36265MAC9	80,000.00	GM Financial Auto Lease Trust 2022-1 A3 1.9% Due 3/20/2025	10,065.32	48.02	10,113.34
02/21/2024	Paydown	43815GAC3	40,000.00	Honda Auto Receivables Trust 2021-4 A3 0.88% Due 1/21/2026	1,998.83	19.08	2,017.91
02/21/2024	Paydown	43815JAC7	40,000.00	Honda Auto Receivables Owner 2023-1 A3 5.04% Due 4/21/2027	0.00	168.00	168.00
02/25/2024	Interest	3135G05X7	220,000.00	FNMA Note 0.375% Due 8/25/2025	0.00	412.50	412.50
02/25/2024	Paydown	05593AAC3	20,000.00	BMW Vehicle Lease Trust 2023-1 A3 5.16% Due 11/25/2025	0.00	86.00	86.00
02/25/2024	Paydown	05601XAC3	32,683.55	BMW Vehicle Lease Trust 2022-1 A3 1.1% Due 3/25/2025	3,679.23	6.76	3,685.99
02/25/2024	Paydown	3137FG6X8	295,000.00	FHLMC K077 A2 3.85% Due 5/25/2028	4,604.24	844.55	5,448.79
02/25/2024	Paydown	05602RAD3	40,000.00	BMW Vehicle Owner Trust 2022-A A3 3.21% Due 8/25/2026	3,314.84	65.34	3,380.18

Small Cities Organized Risk Effort

Cash Flow Report



Account #590

As of June 30, 2023

Payment Date	Transaction Type	CUSIP	Quantity	Security Description	Principal Amount	Income	Total Amount
02/29/2024	Interest	912828ZC7	50,000.00	US Treasury Note 1.125% Due 2/28/2025	0.00	281.25	281.25
02/29/2024	Interest	91282CCW9	350,000.00	US Treasury Note 0.75% Due 8/31/2026	0.00	1,312.50	1,312.50
02/29/2024	Interest	91282CFH9	120,000.00	US Treasury Note 3.125% Due 8/31/2027	0.00	1,875.00	1,875.00
FEB 2024					188,664.88	28,279.51	216,944.39
03/03/2024	Interest	808513BY0	150,000.00	Charles Schwab Corp Callable Note Cont 2/3/2027 2.45% Due 3/3/2027	0.00	1,837.50	1,837.50
03/09/2024	Interest	57636QAW4	95,000.00	MasterCard Inc Callable Note Cont 2/9/28 4.875% Due 3/9/2028	0.00	2,315.63	2,315.63
03/09/2024	Interest	931142EX7	50,000.00	Wal-Mart Stores Callable Note Cont 09/09/2027 3.95% Due 9/9/2027	0.00	987.50	987.50
03/10/2024	Interest	3130ATS57	275,000.00	FHLB Note 4.5% Due 3/10/2028	0.00	6,187.50	6,187.50
03/11/2024	Call	037833CU2	150,000.00	Apple Inc Callable Note Cont 3/11/2024 2.85% Due 5/11/2024	150,000.00	1,425.00	151,425.00
03/11/2024	Maturity	89114QCB2	135,000.00	Toronto Dominion Bank Note 3.25% Due 3/11/2024	135,000.00	2,193.75	137,193.75
03/13/2024	Interest	3130A2UW4	200,000.00	FHLB Note 2.875% Due 9/13/2024	0.00	2,875.00	2,875.00
03/14/2024	Interest	3130A4CH3	225,000.00	FHLB Note 2.375% Due 3/14/2025	0.00	2,671.88	2,671.88
03/15/2024	Interest	00440EAS6	140,000.00	Chubb INA Holdings Inc Note 3.15% Due 3/15/2025	0.00	2,205.00	2,205.00
03/15/2024	Interest	084664CZ2	115,000.00	Berkshire Hathaway Callable Note Cont 2/15/2027 2.3% Due 3/15/2027	0.00	1,322.50	1,322.50
03/15/2024	Interest	09247XAN1	190,000.00	Blackrock Inc Note 3.2% Due 3/15/2027	0.00	3,040.00	3,040.00
03/15/2024	Paydown	47800CAC0	75,000.00	John Deere Owner Trust 2023-A A3 5.01% Due 11/15/2027	1,310.19	270.18	1,580.37
03/15/2024	Paydown	43815BAC4	65,000.00	Honda Auto Receivables Trust 2022-1 A3 1.88% Due 5/15/2026	3,185.65	77.20	3,262.85



Payment Date	Transaction Type	CUSIP	Quantity	Security Description	Principal Amount	Income	Total Amount
03/15/2024	Paydown	47789QAC4	43,268.89	John Deere Owner Trust 2021-B A3 0.52% Due 3/16/2026	2,060.05	11.61	2,071.66
03/15/2024	Paydown	477920AC6	50,000.00	John Deere Owner Trust 2023-B A3 5.18% Due 3/15/2028	0.00	215.83	215.83
03/15/2024	Paydown	58768PAC8	120,000.00	Mercedes-Benz Auto Receivables 2022-1 A3 5.21% Due 8/16/2027	0.00	521.00	521.00
03/15/2024	Paydown	58770AAC7	30,000.00	Mercedes-Benz Auto Receivable 2023-1 A3 4.51% Due 11/15/2027	0.00	112.75	112.75
03/15/2024	Paydown	89238FAD5	45,000.00	Toyota Auto Receivables OT 2022-B A3 2.93% Due 9/15/2026	2,117.20	89.30	2,206.50
03/15/2024	Paydown	89240BAC2	12,106.31	Toyota Auto Receivables Owners 2021-A A3 0.26% Due 5/15/2025	1,346.90	0.29	1,347.19
03/15/2024	Paydown	44935FAD6	30,000.00	Hyundai Auto Receivables Trust 2021-C A3 0.74% Due 5/15/2026	1,578.68	10.72	1,589.40
03/15/2024	Paydown	47788UAC6	25,429.90	John Deere Owner Trust 2021-A A3 0.36% Due 9/15/2025	1,589.62	3.82	1,593.44
03/15/2024	Paydown	47800AAC4	50,000.00	John Deere Owner Trust 2022-B A3 3.74% Due 2/16/2027	2,035.88	155.83	2,191.71
03/15/2024	Paydown	448977AD0	35,000.00	Hyundai Auto Receivables Trust 2022-A A3 2.22% Due 10/15/2026	1,737.65	51.93	1,789.58
03/15/2024	Paydown	44933LAC7	29,594.54	Hyundai Auto Receivables Trust 2021-A A3 0.38% Due 9/15/2025	2,693.03	2.56	2,695.59
03/15/2024	Paydown	44934KAC8	86,402.75	Hyundai Auto Receivables Trust 2021-B A3 0.38% Due 1/15/2026	5,760.71	12.77	5,773.48
03/15/2024	Paydown	47787JAC2	50,000.00	John Deere Owner Trust 2022-A A3 2.32% Due 9/16/2026	2,065.96	76.77	2,142.73
03/15/2024	Paydown	89237VAB5	7,237.65	Toyota Auto Receivables Trust 2020-C A3 0.44% Due 10/15/2024	452.43	1.33	453.76
03/16/2024	Paydown	362585AC5	40,000.00	GM Financial Securitized ART 2022-2 A3 3.1% Due 2/16/2027	1,814.89	89.27	1,904.16
03/16/2024	Paydown	362554AC1	30,000.00	GM Financial Securitized Term 2021-4 A3 0.68% Due 9/16/2026	1,427.91	10.53	1,438.44
03/16/2024	Paydown	380146AC4	25,000.00	GM Financial Auto Receivables 2022-1 A3 1.26% Due 11/16/2026	1,169.42	18.99	1,188.41



Payment Date	Transaction Type	CUSIP	Quantity	Security Description	Principal Amount	Income	Total Amount
03/17/2024	Interest	931142ER0	30,000.00	Wal-Mart Stores Callable Note Cont 08/17/2026 1.05% Due 9/17/2026	0.00	157.50	157.50
03/19/2024	Interest	30231GBH4	140,000.00	Exxon Mobil Corp Callable Note Cont 2/19/2025 2.992% Due 3/19/2025	0.00	2,094.40	2,094.40
03/20/2024	Paydown	36265MAC9	80,000.00	GM Financial Auto Lease Trust 2022-1 A3 1.9% Due 3/20/2025	10,109.44	32.08	10,141.52
03/20/2024	Paydown	36266FAC3	50,000.00	GM Financial Auto Lease Trust 2022-2 A3 3.42% Due 6/20/2025	7,141.13	101.81	7,242.94
03/20/2024	Paydown	92348KAV5	45,000.00	Verizon Master Trust 2022-5 A1A 3.72% Due 7/20/2027	2,598.05	123.47	2,721.52
03/21/2024	Paydown	43815GAC3	40,000.00	Honda Auto Receivables Trust 2021-4 A3 0.88% Due 1/21/2026	1,999.29	17.62	2,016.91
03/21/2024	Paydown	43815JAC7	40,000.00	Honda Auto Receivables Owner 2023-1 A3 5.04% Due 4/21/2027	0.00	168.00	168.00
03/23/2024	Interest	4581X0DZ8	190,000.00	Inter-American Dev Bank Note 0.5% Due 9/23/2024	0.00	475.00	475.00
03/23/2024	Interest	3137EAEX3	200,000.00	FHLMC Note 0.375% Due 9/23/2025	0.00	375.00	375.00
03/25/2024	Paydown	05593AAC3	20,000.00	BMW Vehicle Lease Trust 2023-1 A3 5.16% Due 11/25/2025	0.00	86.00	86.00
03/25/2024	Paydown	05602RAD3	40,000.00	BMW Vehicle Owner Trust 2022-A A3 3.21% Due 8/25/2026	3,082.33	56.47	3,138.80
03/25/2024	Paydown	3137FG6X8	295,000.00	FHLMC K077 A2 3.85% Due 5/25/2028	4,621.12	829.78	5,450.90
03/25/2024	Paydown	05601XAC3	32,683.55	BMW Vehicle Lease Trust 2022-1 A3 1.1% Due 3/25/2025	3,695.36	3.39	3,698.75
03/31/2024	Interest	912828YH7	300,000.00	US Treasury Note 1.5% Due 9/30/2024	0.00	2,250.00	2,250.00
03/31/2024	Interest	91282CFM8	150,000.00	US Treasury Note 4.125% Due 9/30/2027	0.00	3,093.75	3,093.75
03/31/2024	Interest	91282CGT2	200,000.00	US Treasury Note 3.625% Due 3/31/2028	0.00	3,625.00	3,625.00
03/31/2024	Interest	91282CBT7	300,000.00	US Treasury Note 0.75% Due 3/31/2026	0.00	1,125.00	1,125.00



Payment Date	Transaction Type	CUSIP	Quantity	Security Description	Principal Amount	Income	Total Amount
03/31/2024	Interest	91282CEF4	200,000.00	US Treasury Note 2.5% Due 3/31/2027	0.00	2,500.00	2,500.00
MAR 2024					350,592.89	45,908.21	396,501.10
04/13/2024	Interest	023135CF1	110,000.00	Amazon.com Inc Callable Note Cont 3/13/2027 3.3% Due 4/13/2027	0.00	1,815.00	1,815.00
04/14/2024	Interest	3130AJHU6	150,000.00	FHLB Note 0.5% Due 4/14/2025	0.00	375.00	375.00
04/15/2024	Interest	74340XBN0	160,000.00	Prologis LP Callable Note Cont 2/15/2027 2.125% Due 4/15/2027	0.00	1,700.00	1,700.00
04/15/2024	Interest	91282CFP1	220,000.00	US Treasury Note 4.25% Due 10/15/2025	0.00	4,675.00	4,675.00
04/15/2024	Interest	3135G0W66	175,000.00	FNMA Note 1.625% Due 10/15/2024	0.00	1,421.88	1,421.88
04/15/2024	Paydown	448977AD0	35,000.00	Hyundai Auto Receivables Trust 2022-A A3 2.22% Due 10/15/2026	1,739.88	48.72	1,788.60
04/15/2024	Paydown	44933LAC7	29,594.54	Hyundai Auto Receivables Trust 2021-A A3 0.38% Due 9/15/2025	2,693.91	1.71	2,695.62
04/15/2024	Paydown	47787JAC2	50,000.00	John Deere Owner Trust 2022-A A3 2.32% Due 9/16/2026	2,068.61	72.78	2,141.39
04/15/2024	Paydown	47789QAC4	43,268.89	John Deere Owner Trust 2021-B A3 0.52% Due 3/16/2026	2,060.23	10.72	2,070.95
04/15/2024	Paydown	477920AC6	50,000.00	John Deere Owner Trust 2023-B A3 5.18% Due 3/15/2028	0.00	215.83	215.83
04/15/2024	Paydown	58770AAC7	30,000.00	Mercedes-Benz Auto Receivable 2023-1 A3 4.51% Due 11/15/2027	0.00	112.75	112.75
04/15/2024	Paydown	89237VAB5	7,237.65	Toyota Auto Receivables Trust 2020-C A3 0.44% Due 10/15/2024	452.60	1.16	453.76
04/15/2024	Paydown	89238FAD5	45,000.00	Toyota Auto Receivables OT 2022-B A3 2.93% Due 9/15/2026	2,121.43	84.13	2,205.56
04/15/2024	Paydown	44935FAD6	30,000.00	Hyundai Auto Receivables Trust 2021-C A3 0.74% Due 5/15/2026	1,578.95	9.74	1,588.69
04/15/2024	Paydown	47788UAC6	25,429.90	John Deere Owner Trust 2021-A A3 0.36% Due 9/15/2025	1,590.14	3.34	1,593.48

Small Cities Organized Risk Effort

Cash Flow Report



Account #590

As of June 30, 2023

Payment Date	Transaction Type	CUSIP	Quantity	Security Description	Principal Amount	Income	Total Amount
04/15/2024	Paydown	44934KAC8	86,402.75	Hyundai Auto Receivables Trust 2021-B A3 0.38% Due 1/15/2026	5,761.24	10.95	5,772.19
04/15/2024	Paydown	47800CAC0	75,000.00	John Deere Owner Trust 2023-A A3 5.01% Due 11/15/2027	1,315.66	264.71	1,580.37
04/15/2024	Paydown	58768PAC8	120,000.00	Mercedes-Benz Auto Receivables 2022-1 A3 5.21% Due 8/16/2027	0.00	521.00	521.00
04/15/2024	Paydown	43815BAC4	65,000.00	Honda Auto Receivables Trust 2022-1 A3 1.88% Due 5/15/2026	3,199.61	72.21	3,271.82
04/15/2024	Paydown	47800AAC4	50,000.00	John Deere Owner Trust 2022-B A3 3.74% Due 2/16/2027	2,039.94	149.49	2,189.43
04/16/2024	Paydown	380146AC4	25,000.00	GM Financial Auto Receivables 2022-1 A3 1.26% Due 11/16/2026	1,174.54	17.77	1,192.31
04/16/2024	Paydown	362554AC1	30,000.00	GM Financial Securitized Term 2021-4 A3 0.68% Due 9/16/2026	1,428.24	9.72	1,437.96
04/16/2024	Paydown	362585AC5	40,000.00	GM Financial Securitized ART 2022-2 A3 3.1% Due 2/16/2027	1,815.32	84.59	1,899.91
04/20/2024	Paydown	36265MAC9	80,000.00	GM Financial Auto Lease Trust 2022-1 A3 1.9% Due 3/20/2025	10,153.75	16.08	10,169.83
04/20/2024	Paydown	36266FAC3	50,000.00	GM Financial Auto Lease Trust 2022-2 A3 3.42% Due 6/20/2025	7,142.85	81.46	7,224.31
04/20/2024	Paydown	92348KAV5	45,000.00	Verizon Master Trust 2022-5 A1A 3.72% Due 7/20/2027	2,606.11	115.41	2,721.52
04/21/2024	Paydown	43815GAC3	40,000.00	Honda Auto Receivables Trust 2021-4 A3 0.88% Due 1/21/2026	1,999.77	16.15	2,015.92
04/21/2024	Paydown	43815JAC7	40,000.00	Honda Auto Receivables Owner 2023-1 A3 5.04% Due 4/21/2027	0.00	168.00	168.00
04/22/2024	Interest	3135G03U5	105,000.00	FNMA Note 0.625% Due 4/22/2025	0.00	328.13	328.13
04/22/2024	Interest	459058JB0	130,000.00	Intl. Bank Recon & Development Note 0.625% Due 4/22/2025	0.00	406.25	406.25
04/22/2024	Interest	46647PBK1	50,000.00	JP Morgan Chase & Co Callable Note Cont 4/22/2025 2.083% Due 4/22/2026	0.00	520.75	520.75
04/25/2024	Paydown	05593AAC3	20,000.00	BMW Vehicle Lease Trust 2023-1 A3 5.16% Due 11/25/2025	0.00	86.00	86.00

Small Cities Organized Risk Effort

Cash Flow Report



Account #590

As of June 30, 2023

Payment Date	Transaction Type	CUSIP	Quantity	Security Description	Principal Amount	Income	Total Amount
04/25/2024	Paydown	3137FG6X8	295,000.00	FHLMC K077 A2 3.85% Due 5/25/2028	4,638.06	814.96	5,453.02
04/25/2024	Paydown	05602RAD3	40,000.00	BMW Vehicle Owner Trust 2022-A A3 3.21% Due 8/25/2026	2,849.38	48.22	2,897.60
04/28/2024	Interest	459058JL8	180,000.00	Intl. Bank Recon & Development Note 0.5% Due 10/28/2025	0.00	450.00	450.00
04/30/2024	Interest	91282CDG3	325,000.00	US Treasury Note 1.125% Due 10/31/2026	0.00	1,828.13	1,828.13
04/30/2024	Interest	91282CHA2	220,000.00	US Treasury Note 3.5% Due 4/30/2028	0.00	3,850.00	3,850.00
04/30/2024	Interest	91282CFU0	220,000.00	US Treasury Note 4.125% Due 10/31/2027	0.00	4,537.50	4,537.50
04/30/2024	Interest	91282CBW0	150,000.00	US Treasury Note 0.75% Due 4/30/2026	0.00	562.50	562.50
04/30/2024	Interest	91282CEN7	340,000.00	US Treasury Note 2.75% Due 4/30/2027	0.00	4,675.00	4,675.00
APR 2024					60,430.22	30,182.74	90,612.96
05/01/2024	Interest	06367WB85	150,000.00	Bank of Montreal Note 1.85% Due 5/1/2025	0.00	1,387.50	1,387.50
05/01/2024	Interest	438516BL9	180,000.00	Honeywell Intl Callable Note 08/01/2026 2.5% Due 11/1/2026	0.00	2,250.00	2,250.00
05/04/2024	Interest	61772BAB9	150,000.00	Morgan Stanley Callable Note Cont 5/4/2026 1.593% Due 5/4/2027	0.00	1,194.76	1,194.76
05/07/2024	Interest	3135G06G3	215,000.00	FNMA Note 0.5% Due 11/7/2025	0.00	537.50	537.50
05/12/2024	Maturity	023135BW5	95,000.00	Amazon.com Inc Note 0.45% Due 5/12/2024	95,000.00	213.75	95,213.75
05/13/2024	Interest	14913R2V8	55,000.00	Caterpillar Financial Service Note 3.4% Due 5/13/2025	0.00	935.00	935.00
05/15/2024	Interest	91324PEC2	175,000.00	United Health Group Inc Callable Note Cont 4/15/2026 1.15% Due 5/15/2026	0.00	1,006.25	1,006.25
05/15/2024	Interest	9128283F5	200,000.00	US Treasury Note 2.25% Due 11/15/2027	0.00	2,250.00	2,250.00



Payment Date	Transaction Type	CUSIP	Quantity	Security Description	Principal Amount	Income	Total Amount
05/15/2024	Maturity	912828WJ5	150,000.00	US Treasury Note 2.5% Due 5/15/2024	150,000.00	1,875.00	151,875.00
05/15/2024	Paydown	89237VAB5	7,237.65	Toyota Auto Receivables Trust 2020-C A3 0.44% Due 10/15/2024	452.76	1.00	453.76
05/15/2024	Paydown	44933LAC7	29,594.54	Hyundai Auto Receivables Trust 2021-A A3 0.38% Due 9/15/2025	2,694.79	0.85	2,695.64
05/15/2024	Paydown	44935FAD6	30,000.00	Hyundai Auto Receivables Trust 2021-C A3 0.74% Due 5/15/2026	1,579.21	8.77	1,587.98
05/15/2024	Paydown	47789QAC4	43,268.89	John Deere Owner Trust 2021-B A3 0.52% Due 3/16/2026	2,060.42	9.83	2,070.25
05/15/2024	Paydown	477920AC6	50,000.00	John Deere Owner Trust 2023-B A3 5.18% Due 3/15/2028	0.00	215.83	215.83
05/15/2024	Paydown	58770AAC7	30,000.00	Mercedes-Benz Auto Receivable 2023-1 A3 4.51% Due 11/15/2027	0.00	112.75	112.75
05/15/2024	Paydown	89238FAD5	45,000.00	Toyota Auto Receivables OT 2022-B A3 2.93% Due 9/15/2026	2,125.67	78.95	2,204.62
05/15/2024	Paydown	43815BAC4	65,000.00	Honda Auto Receivables Trust 2022-1 A3 1.88% Due 5/15/2026	3,213.64	67.20	3,280.84
05/15/2024	Paydown	47788UAC6	25,429.90	John Deere Owner Trust 2021-A A3 0.36% Due 9/15/2025	1,590.65	2.87	1,593.52
05/15/2024	Paydown	47800AAC4	50,000.00	John Deere Owner Trust 2022-B A3 3.74% Due 2/16/2027	2,044.02	143.13	2,187.15
05/15/2024	Paydown	58768PAC8	120,000.00	Mercedes-Benz Auto Receivables 2022-1 A3 5.21% Due 8/16/2027	0.00	521.00	521.00
05/15/2024	Paydown	448977AD0	35,000.00	Hyundai Auto Receivables Trust 2022-A A3 2.22% Due 10/15/2026	1,742.11	45.50	1,787.61
05/15/2024	Paydown	44934KAC8	86,402.75	Hyundai Auto Receivables Trust 2021-B A3 0.38% Due 1/15/2026	5,761.77	9.12	5,770.89
05/15/2024	Paydown	47787JAC2	50,000.00	John Deere Owner Trust 2022-A A3 2.32% Due 9/16/2026	2,071.26	68.78	2,140.04
05/15/2024	Paydown	47800CAC0	75,000.00	John Deere Owner Trust 2023-A A3 5.01% Due 11/15/2027	1,321.16	259.21	1,580.37
05/16/2024	Paydown	362554AC1	30,000.00	GM Financial Securitized Term 2021-4 A3 0.68% Due 9/16/2026	1,428.57	8.92	1,437.49

Small Cities Organized Risk Effort

Cash Flow Report



Account #590

As of June 30, 2023

Payment Date	Transaction Type	CUSIP	Quantity	Security Description	Principal Amount	Income	Total Amount
05/16/2024	Paydown	362585AC5	40,000.00	GM Financial Securitized ART 2022-2 A3 3.1% Due 2/16/2027	1,815.76	79.90	1,895.66
05/16/2024	Paydown	380146AC4	25,000.00	GM Financial Auto Receivables 2022-1 A3 1.26% Due 11/16/2026	1,179.70	16.53	1,196.23
05/20/2024	Interest	747525AF0	140,000.00	Qualcomm Inc Callable Note Cont 2/20/2025 3.45% Due 5/20/2025	0.00	2,415.00	2,415.00
05/20/2024	Paydown	92348KAV5	45,000.00	Verizon Master Trust 2022-5 A1A 3.72% Due 7/20/2027	2,614.19	107.33	2,721.52
05/20/2024	Paydown	36266FAC3	50,000.00	GM Financial Auto Lease Trust 2022-2 A3 3.42% Due 6/20/2025	7,144.58	61.10	7,205.68
05/21/2024	Paydown	43815GAC3	40,000.00	Honda Auto Receivables Trust 2021-4 A3 0.88% Due 1/21/2026	2,000.24	14.68	2,014.92
05/21/2024	Paydown	43815JAC7	40,000.00	Honda Auto Receivables Owner 2023-1 A3 5.04% Due 4/21/2027	0.00	168.00	168.00
05/25/2024	Paydown	3137FG6X8	295,000.00	FHLMC K077 A2 3.85% Due 5/25/2028	4,655.07	800.08	5,455.15
05/25/2024	Paydown	05593AAC3	20,000.00	BMW Vehicle Lease Trust 2023-1 A3 5.16% Due 11/25/2025	0.00	86.00	86.00
05/25/2024	Paydown	05602RAD3	40,000.00	BMW Vehicle Owner Trust 2022-A A3 3.21% Due 8/25/2026	2,615.98	40.60	2,656.58
05/31/2024	Interest	91282CAZ4	300,000.00	US Treasury Note 0.375% Due 11/30/2025	0.00	562.50	562.50
05/31/2024	Interest	91282CHE4	180,000.00	US Treasury Note 3.625% Due 5/31/2028	0.00	3,262.50	3,262.50
05/31/2024	Interest	9128283J7	275,000.00	US Treasury Note 2.125% Due 11/30/2024	0.00	2,921.88	2,921.88
MAY 2024					295,111.55	23,739.57	318,851.12
06/10/2024	Interest	78015K7H1	150,000.00	Royal Bank of Canada Note 1.15% Due 6/10/2025	0.00	862.50	862.50
06/12/2024	Interest	3130ATUC9	300,000.00	FHLB Note 4.5% Due 12/12/2025	0.00	6,750.00	6,750.00
06/14/2024	Maturity	3130A1XJ2	230,000.00	FHLB Note 2.875% Due 6/14/2024	230,000.00	3,306.26	233,306.26



Payment Date	Transaction Type	CUSIP	Quantity	Security Description	Principal Amount	Income	Total Amount
06/15/2024	Interest	63743HFE7	85,000.00	National Rural Utilities Note 3.45% Due 6/15/2025	0.00	1,466.25	1,466.25
06/15/2024	Paydown	44935FAD6	30,000.00	Hyundai Auto Receivables Trust 2021-C A3 0.74% Due 5/15/2026	1,579.47	7.80	1,587.27
06/15/2024	Paydown	47800CAC0	75,000.00	John Deere Owner Trust 2023-A A3 5.01% Due 11/15/2027	1,326.67	253.70	1,580.37
06/15/2024	Paydown	47789QAC4	43,268.89	John Deere Owner Trust 2021-B A3 0.52% Due 3/16/2026	2,060.61	8.93	2,069.54
06/15/2024	Paydown	477920AC6	50,000.00	John Deere Owner Trust 2023-B A3 5.18% Due 3/15/2028	0.00	215.83	215.83
06/15/2024	Paydown	58770AAC7	30,000.00	Mercedes-Benz Auto Receivable 2023-1 A3 4.51% Due 11/15/2027	0.00	112.75	112.75
06/15/2024	Paydown	89237VAB5	7,237.65	Toyota Auto Receivables Trust 2020-C A3 0.44% Due 10/15/2024	452.93	0.83	453.76
06/15/2024	Paydown	89238FAD5	45,000.00	Toyota Auto Receivables OT 2022-B A3 2.93% Due 9/15/2026	2,129.91	73.76	2,203.67
06/15/2024	Paydown	448977AD0	35,000.00	Hyundai Auto Receivables Trust 2022-A A3 2.22% Due 10/15/2026	1,744.35	42.28	1,786.63
06/15/2024	Paydown	47787JAC2	50,000.00	John Deere Owner Trust 2022-A A3 2.32% Due 9/16/2026	2,073.93	64.77	2,138.70
06/15/2024	Paydown	47800AAC4	50,000.00	John Deere Owner Trust 2022-B A3 3.74% Due 2/16/2027	2,048.10	136.76	2,184.86
06/15/2024	Paydown	43815BAC4	65,000.00	Honda Auto Receivables Trust 2022-1 A3 1.88% Due 5/15/2026	3,227.72	62.17	3,289.89
06/15/2024	Paydown	44934KAC8	86,402.75	Hyundai Auto Receivables Trust 2021-B A3 0.38% Due 1/15/2026	5,762.30	7.30	5,769.60
06/15/2024	Paydown	47788UAC6	25,429.90	John Deere Owner Trust 2021-A A3 0.36% Due 9/15/2025	1,591.17	2.39	1,593.56
06/15/2024	Paydown	58768PAC8	120,000.00	Mercedes-Benz Auto Receivables 2022-1 A3 5.21% Due 8/16/2027	4,752.55	521.00	5,273.55
06/16/2024	Paydown	380146AC4	25,000.00	GM Financial Auto Receivables 2022-1 A3 1.26% Due 11/16/2026	1,184.87	15.29	1,200.16
06/16/2024	Paydown	362554AC1	30,000.00	GM Financial Securitized Term 2021-4 A3 0.68% Due 9/16/2026	1,428.90	8.11	1,437.01

Small Cities Organized Risk Effort

Cash Flow Report



Account #590

As of June 30, 2023

Payment Date	Transaction Type	CUSIP	Quantity	Security Description	Principal Amount	Income	Total Amount
06/16/2024	Paydown	362585AC5	40,000.00	GM Financial Securitized ART 2022-2 A3 3.1% Due 2/16/2027	1,816.20	75.21	1,891.41
06/17/2024	Interest	3135G04Z3	260,000.00	FNMA Note 0.5% Due 6/17/2025	0.00	650.00	650.00
06/18/2024	Interest	89236TJK2	130,000.00	Toyota Motor Credit Corp Note 1.125% Due 6/18/2026	0.00	731.25	731.25
06/19/2024	Interest	06051GJD2	80,000.00	Bank of America Corp Callable Note Cont 6/19/2025 1.319% Due 6/19/2026	0.00	527.60	527.60
06/20/2024	Paydown	36266FAC3	50,000.00	GM Financial Auto Lease Trust 2022-2 A3 3.42% Due 6/20/2025	7,146.31	40.74	7,187.05
06/20/2024	Paydown	92348KAV5	45,000.00	Verizon Master Trust 2022-5 A1A 3.72% Due 7/20/2027	2,622.29	99.23	2,721.52
06/21/2024	Paydown	43815JAC7	40,000.00	Honda Auto Receivables Owner 2023-1 A3 5.04% Due 4/21/2027	0.00	168.00	168.00
06/21/2024	Paydown	43815GAC3	40,000.00	Honda Auto Receivables Trust 2021-4 A3 0.88% Due 1/21/2026	2,000.70	13.22	2,013.92
06/25/2024	Paydown	05593AAC3	20,000.00	BMW Vehicle Lease Trust 2023-1 A3 5.16% Due 11/25/2025	1,965.73	86.00	2,051.73
06/25/2024	Paydown	05602RAD3	40,000.00	BMW Vehicle Owner Trust 2022-A A3 3.21% Due 8/25/2026	2,382.13	33.60	2,415.73
06/25/2024	Paydown	3137FG6X8	295,000.00	FHLMC K077 A2 3.85% Due 5/25/2028	4,672.14	785.14	5,457.28
06/27/2024	Maturity	02665WCZ2	150,000.00	American Honda Finance Note 2.4% Due 6/27/2024	150,000.00	1,800.00	151,800.00
JUN 2024					433,968.98	18,928.67	452,897.65
TOTAL					2,016,115.82	340,162.08	2,356,277.90



Account #590

Chandler Asset Management, Inc. ("Chandler") is an SEC registered investment adviser. For additional information about our firm, please see our current disclosures (Form ADV). To obtain a copy of our current disclosures, you may contact your client service representative by calling the number on the front of this statement or you may visit our website at www.chandlerasset.com.

Information contained in this monthly statement is confidential and is provided for informational purposes only and should not be construed as specific investment or legal advice. The information contained herein was obtained from sources believed to be reliable as of the date of this statement, but may become outdated or superseded at any time without notice.

Custody: Your qualified custodian bank maintains control of all assets reflected in this statement and we urge you to compare this statement to the one you receive from your qualified custodian. Chandler does not have any authority to withdraw or deposit funds from/to the custodian account.

Valuation: Prices are provided by IDC, an independent pricing source. In the event IDC does not provide a price or if the price provided is not reflective of fair market value, Chandler will obtain pricing from an alternative approved third party pricing source in accordance with our written valuation policy and procedures. Our valuation procedures are also disclosed in Item 5 of our Form ADV Part 2A.

Performance: Performance results are presented gross-of-advisory fees and represent the client's Total Return. The deduction of advisory fees lowers performance results. These results include the reinvestment of dividends and other earnings. Past performance may not be indicative of future results. Therefore, clients should not assume that future performance of any specific investment or investment strategy will be profitable or equal to past performance levels. All investment strategies have the potential for profit or loss. Economic factors, market conditions or changes in investment strategies, contributions or withdrawals may materially alter the performance and results of your portfolio.

Source ice Data Indices, LLC ("ICE"), used with permission. ICE PERMITS USE OF THE ICE INDICES AND RELATED DATA ON AN "AS IS" BASIS; ICE, ITS AFFILIATES AND THEIR RESPECTIVE THIRD PARTY SUPPLIERS DISCLAIM ANY AND ALL WARRANTIES AND REPRESENTATIONS, EXPRESS AND/OR IMPLIED, INCLUDING ANY WARRANTIES OF MERCHANTABILITY OR FITNESS FOR A PARTICULAR PURPOSE OR USE, INCLUDING THE INDICES, INDEX DATA AND ANY DATA INCLUDED IN, RELATED TO, OR DERIVED THEREFROM. NEITHER ICE DATA, ITS AFFILIATES OR THEIR RESPECTIVE THIRD PARTY PROVIDERS GUARANTEE THE QUALITY, ADEQUACY, ACCURACY, TIMELINESS OR COMPLETENESS OF THE INDICES OR THE INDEX DATA OR ANY COMPONENT THEREOF, AND THE INDICES AND INDEX DATA AND ALL COMPONENTS THEREOF ARE PROVIDED ON AN "AS IS" BASIS AND LICENSEE'S USE IS AT LICENSEE'S OWN RISK. ICE DATA, ITS AFFILIATES AND THEIR RESPECTIVE THIRD PARTY DO NOT SPONSOR, ENDORSE, OR RECOMMEND CHANDLER, OR ANY OF ITS PRODUCTS OR SERVICES.

Index returns assume reinvestment of all distributions. Historical performance results for investment indexes generally do not reflect the deduction of transaction and/or custodial charges or the deduction of an investment management fee, the incurrence of which would have the effect of decreasing historical performance results. It is not possible to invest directly in an index.

Ratings: Ratings information have been provided by Moody's, S&P and Fitch through data feeds we believe to be reliable as of the date of this statement, however we cannot guarantee its accuracy.

Security level ratings for U.S. Agency issued mortgage-backed securities ("MBS") reflect the issuer rating because the securities themselves are not rated. The issuing U.S. Agency guarantees the full and timely payment of both principal and interest and carries a AA+/Aaa/AAA by S&P, Moody's and Fitch respectively.



Benchmark Index	Disclosure
ICE BofA 1-5 Yr US Treasury & Agency Index	The ICE BofA 1-5 Year US Treasury & Agency Index tracks the performance of US dollar denominated US Treasury and nonsubordinated US agency debt issued in the US domestic market. Qualifying securities must have an investment grade rating (based on an average of Moody's, S&P and Fitch). Qualifying securities must have at least one year remaining term to final maturity and less than five years remaining term to final maturity, at least 18 months to maturity at time of issuance, a fixed coupon schedule, and a minimum amount outstanding of \$1 billion for sovereigns and \$250 million for agencies.
ICE BofA 1-5 Yr AAA-A US Corp & Govt Index	The ICE BofA US 1-5 Year AAA-A US Corporate & Government Index tracks the performance of US dollar denominated investment grade debt publicly issued in the US domestic market, including US Treasury, US agency, foreign government, supranational, and corporate securities. Qualifying securities must be issued from US issuers and be rated AAA through A3 (based on an average of Moody's, S&P and Fitch). In addition, qualifying securities must have at least one year remaining term to final maturity and less than five years remaining term to final maturity, at least 18 months to final maturity at point of issuance, a fixed coupon schedule, and a minimum amount outstanding of \$1 billion for US Treasuries and \$250 million for all other securities.



Small Cities Organized Risk Effort - Account #590

MONTHLY ACCOUNT STATEMENT

JULY 1, 2023 THROUGH JULY 31, 2023

Chandler Team:

For questions about your account, please call (800) 317-4747,
or contact operations@chandlerasset.com

Custodian

US Bank
Alexander Bazan
(503) 402-5305

CHANDLER ASSET MANAGEMENT
chandlerasset.com

Information contained herein is confidential. We urge you to compare this statement to the one you receive from your qualified custodian. Please see Important Disclosures.



PORTFOLIO CHARACTERISTICS

Average Modified Duration	2.41
Average Coupon	2.37%
Average Purchase YTM	2.47%
Average Market YTM	4.93%
Average S&P/Moody Rating	AA/Aa1
Average Final Maturity	2.79 yrs
Average Life	2.59 yrs

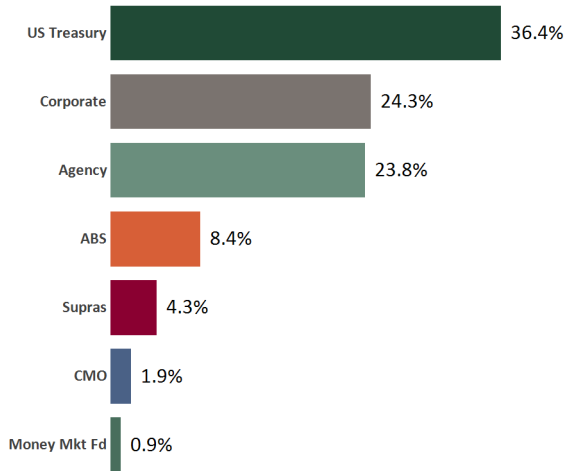
ACCOUNT SUMMARY

	Beg. Values as of 6/30/23	End Values as of 7/31/23
Market Value	14,675,509	14,715,742
Accrued Interest	74,404	86,005
Total Market Value	14,749,914	14,801,747
Income Earned	31,207	31,077
Cont/WD		-104
Par	15,462,368	15,478,917
Book Value	15,370,823	15,388,545
Cost Value	15,428,335	15,433,284

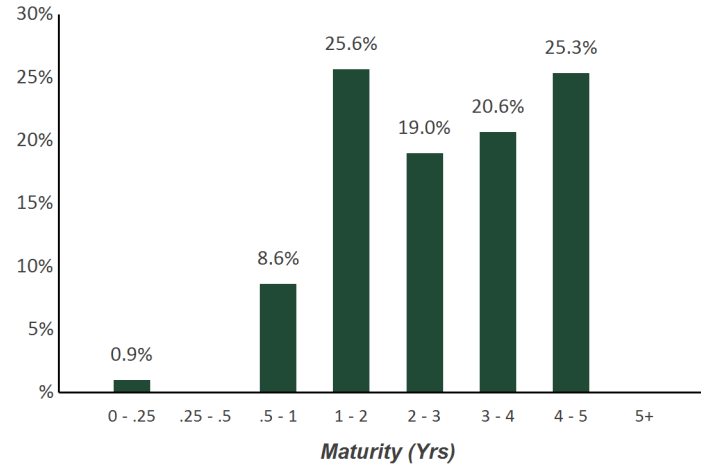
TOP ISSUERS

Government of United States	36.4%
Federal Home Loan Bank	10.6%
Federal National Mortgage Assoc	8.4%
Federal Home Loan Mortgage Corp	5.7%
Honeywell Corp	2.4%
John Deere ABS	1.9%
Intl Bank Recon and Development	1.9%
Inter-American Dev Bank	1.8%
Total	69.2%

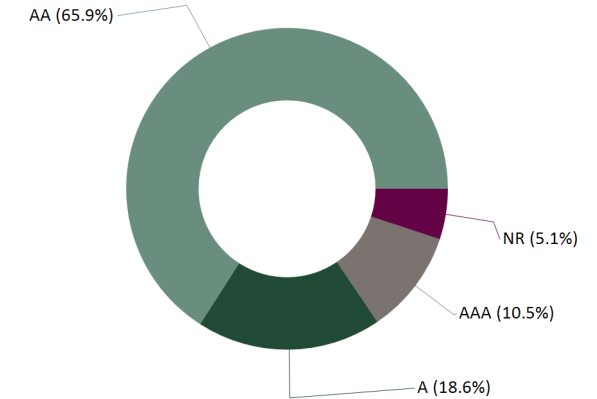
SECTOR ALLOCATION



MATURITY DISTRIBUTION



CREDIT QUALITY (S&P)



PERFORMANCE REVIEW

TOTAL RATE OF RETURN	Annualized								
	1M	3M	YTD	1YR	2YRS	3YRS	5YRS	10YRS	3/31/2006
Small Cities Organized Risk Effort	0.35%	-0.55%	1.66%	-0.02%	-2.05%	-1.29%	1.26%	1.12%	2.37%
ICE BofA 1-5 Yr US Treasury & Agency Index	0.30%	-0.96%	1.25%	-0.78%	-2.56%	-1.73%	0.97%	0.86%	2.11%
ICE BofA 1-5 Yr AAA-A US Corp & Govt Index	0.33%	-0.87%	1.36%	-0.65%	-2.52%	-1.68%	1.05%	0.97%	2.18%

Statement of Compliance

As of July 31, 2023



Small Cities Organized Risk Effort

Assets managed by Chandler Asset Management are in full compliance with state law and with the Client's investment policy.

Category	Standard	Comment
U.S. Treasuries	No limit; 5 years max maturity	Complies
Federal Agencies	30% max per Agency/GSE issuer; 20% max callable agency securities; 5 years max maturity	Complies
Supranational Obligations	"AA" rating category or higher by a NRSRO; 30% max; 10% max per issuer; 5 years max maturity; USD denominated senior unsecured unsubordinated obligations; Issued or unconditionally guaranteed by IBRD, IFC, IADB	Complies
Municipal Securities (CA, Other States)	"A" rating category or better by a NRSRO; 30% max; 5% max per issuer; 5 years max maturity	Complies
Corporate Medium Term Notes	"A" rating category or better by a NRSRO; 30% max; 5% max per issuer; 5 years max maturity; Corporate and depository institution debt securities; Issued only by corporations organized and operating within the U.S. or by depository institutions licensed by the U.S. or any state and operating within the U.S.	Complies
Asset-Backed, Mortgage-Backed, Mortgage Pass-Through Securities, Collateralized Mortgage Obligations	"AA" rating category or better by a NRSRO; 20% max (combined); 5% max per issuer; 5 years max maturity; From issuers not defined in Sections 1 (U.S. Treasury) and 2 (Federal Agencies) of the Investment Instrument and Maturities section of the policy	Complies
Negotiable Certificates of Deposit (NCD)	Any amount above FDIC insured limit must be issued by institutions with "A-1" short-term debt rating or better by a NRSRO; or "A" long-term rating category or better by a NRSRO; 30% max; 5% max per issuer; 5 years max maturity	Complies
Time Deposits (Non-negotiable CD/TD)	20% max combined FDIC & Collateralized CD/TD; 5 years max maturity	Complies
Collateralized Bank Deposits	Deposits with financial institutions will be collateralized with pledged securities per California Government Code	Complies
Banker's Acceptances	"A-1" short-term rated or higher by a NRSRO; or "A" long term debt rating category or higher by a NRSRO; 40% max; 5% max per issuer; 180 days max maturity	Complies
Commercial Paper	25% max; 5% max per issuer; 270 days maturity; 10% max of the outstanding paper of the issuing corporation; Issued by an entity that meets all of the following conditions in either (a) or (b): a. Securities issued by corporations: (i) organized and operating within the U.S. with assets > \$500 million; (ii) "A-1" rated or better by a NRSRO; (iii) "A" rating or better by a NRSRO, if issuer has debt obligations; b. Securities issued by other entities: (i) organized within the U.S. as a special purpose corporation, trust, or limited liability company; (ii) must have program-wide credit enhancements including, but not limited to, overcollateralization, letters of credit, or a surety bond; (iii) rated "A-1" or better by a NRSRO.	Complies
Money Market Mutual Funds	20% max combined Money Market Mutual Funds and Mutual Funds; 20% max per Money Market Mutual Fund; Registered with SEC under Investment Company Act of 1940 and issued by diversified management companies and meet either of the following criteria: (i) Highest rating by two NRSROs; or (ii) Retained an investment adviser registered or exempt from SEC registration with > 5 years experience managing money market mutual funds with AUM >\$500 million	Complies

Mutual Funds	20% max combined Money Market Mutual Funds and Mutual Funds; 10% max per Mutual Fund; Invest in securities as authorized under CGC, Section 53601 (a) to (k) and (m) to (q) inclusive and meet either of the following criteria: (i) Highest rating by two NRSROs; or (ii) Retained an investment adviser registered or exempt from SEC registration with > 5 years experience investing in securities authorized by CGC, Section 53601 and with AUM >\$500 million	<i>Complies</i>
Local Agency Investment Fund (LAIF)	Subject to statutory limits imposed by LAIF; Not used by investment adviser	<i>Complies</i>
Repurchase Agreements	25% max; 5% max per issuer; 1 year max maturity; 102% Collateralized; Not used by investment adviser	<i>Complies</i>
Max Per Issuer	5% max per issuer, unless otherwise specified	<i>Complies</i>
Maximum Maturity	5 years from date of trade settlement, unless the Board of Directors has a resolution granted authority to make such an investment	<i>Complies</i>



BOOK VALUE RECONCILIATION		
BEGINNING BOOK VALUE		\$15,370,822.77
Acquisition		
+ Security Purchases	\$315,800.33	
+ Money Market Fund Purchases	\$352,508.09	
+ Money Market Contributions	\$0.00	
+ Security Contributions	\$0.00	
+ Security Transfers	\$0.00	
Total Acquisitions		\$668,308.42
Dispositions		
- Security Sales	\$148,717.50	
- Money Market Fund Sales	\$316,189.22	
- MMF Withdrawals	\$104.17	
- Security Withdrawals	\$0.00	
- Security Transfers	\$0.00	
- Other Dispositions	\$0.00	
- Maturities	\$0.00	
- Calls	\$150,000.00	
- Principal Paydowns	\$34,666.53	
Total Dispositions		\$649,677.42
Amortization/Accretion		
+/- Net Accretion	\$740.97	
		\$740.97
Gain/Loss on Dispositions		
+/- Realized Gain/Loss	(\$1,649.79)	
		(\$1,649.79)
ENDING BOOK VALUE		\$15,388,544.95

CASH TRANSACTION SUMMARY		
BEGINNING BALANCE		\$103,202.34
Acquisition		
Contributions	\$0.00	
Security Sale Proceeds	\$148,717.50	
Accrued Interest Received	\$492.19	
Interest Received	\$18,209.34	
Dividend Received	\$422.53	
Principal on Maturities	\$0.00	
Interest on Maturities	\$0.00	
Calls/Redemption (Principal)	\$150,000.00	
Interest from Calls/Redemption	\$0.00	
Principal Paydown	\$34,666.53	
Total Acquisitions		\$352,508.09
Dispositions		
Withdrawals	\$104.17	
Security Purchase	\$315,800.33	
Accrued Interest Paid	\$388.89	
Total Dispositions		\$316,293.39
ENDING BOOK VALUE		\$139,417.04

Small Cities Organized Risk Effort

Account #590

Holdings Report

As of July 31, 2023



CUSIP	Security Description	Par Value/Units	Purchase Date Book Yield	Cost Value Book Value	Mkt Price Mkt YTM	Market Value Accrued Int.	% of Port. Gain/Loss	Moody/S&P Fitch	Maturity Duration
ABS									
89237VAB5	Toyota Auto Receivables Trust 2020-C A3 0.44% Due 10/15/2024	5,049.72	07/21/2020 0.44%	5,049.33 5,049.61	99.48 5.82%	5,023.41 0.99	0.03% (26.20)	Aaa / AAA NR	1.21 0.10
43813KAC6	Honda Auto Receivables Trust 2020-3 A3 0.37% Due 10/18/2024	12,456.19	09/22/2020 0.38%	12,454.36 12,456.02	98.79 5.87%	12,305.81 1.66	0.08% (150.21)	NR / AAA AAA	1.22 0.22
47787NAC3	John Deere Owner Trust 2020-B A3 0.51% Due 11/15/2024	1,052.47	07/14/2020 0.52%	1,052.31 1,052.45	99.44 5.09%	1,046.62 0.24	0.01% (5.83)	Aaa / NR AAA	1.30 0.12
58769KAD6	Mercedes-Benz Auto Lease Trust 2021-B A3 0.4% Due 11/15/2024	34,332.60	06/22/2021 0.40%	34,330.00 34,332.13	98.69 5.60%	33,883.12 6.10	0.23% (449.01)	NR / AAA AAA	1.30 0.25
09690AAC7	BMW Vehicle Lease Trust 2021-2 A3 0.33% Due 12/26/2024	12,524.69	09/08/2021 0.34%	12,523.39 12,524.46	99.03 5.61%	12,403.16 0.69	0.08% (121.30)	Aaa / NR AAA	1.41 0.18
36265MAC9	GM Financial Auto Lease Trust 2022-1 A3 1.9% Due 3/20/2025	80,000.00	02/15/2022 1.91%	79,999.31 79,999.77	98.41 5.79%	78,724.48 46.44	0.53% (1,275.29)	Aaa / NR AAA	1.64 0.41
05601XAC3	BMW Vehicle Lease Trust 2022-1 A3 1.1% Due 3/25/2025	28,856.71	01/11/2022 1.11%	28,852.39 28,855.42	98.49 5.71%	28,422.24 5.29	0.19% (433.18)	NR / AAA AAA	1.65 0.32
89240BAC2	Toyota Auto Receivables Owners 2021-A A3 0.26% Due 5/15/2025	10,804.70	02/02/2021 0.27%	10,802.69 10,804.30	98.04 5.69%	10,592.44 1.25	0.07% (211.86)	Aaa / NR AAA	1.79 0.36
36266FAC3	GM Financial Auto Lease Trust 2022-2 A3 3.42% Due 6/20/2025	50,000.00	05/03/2022 3.45%	49,994.79 49,997.70	98.45 5.85%	49,225.10 52.25	0.33% (772.60)	NR / AAA AAA	1.89 0.64
47788UAC6	John Deere Owner Trust 2021-A A3 0.36% Due 9/15/2025	23,807.90	03/02/2021 0.37%	23,803.33 23,806.37	97.28 5.99%	23,161.35 3.81	0.16% (645.02)	Aaa / NR AAA	2.13 0.48
44933LAC7	Hyundai Auto Receivables Trust 2021-A A3 0.38% Due 9/15/2025	26,864.55	04/20/2021 0.38%	26,861.73 26,863.82	97.55 5.94%	26,206.66 4.54	0.18% (657.16)	NR / AAA AAA	2.13 0.44
05593AAC3	BMW Vehicle Lease Trust 2023-1 A3 5.16% Due 11/25/2025	20,000.00	02/07/2023 5.22%	19,999.52 19,999.62	99.41 5.71%	19,882.32 17.20	0.13% (117.30)	Aaa / AAA NR	2.32 1.19
44934KAC8	Hyundai Auto Receivables Trust 2021-B A3 0.38% Due 1/15/2026	80,082.13	07/20/2021 0.39%	80,064.46 80,075.79	96.93 5.86%	77,621.85 13.52	0.52% (2,453.94)	NR / AAA AAA	2.46 0.56

Small Cities Organized Risk Effort

Account #590

Holdings Report

As of July 31, 2023



CUSIP	Security Description	Par Value/Units	Purchase Date Book Yield	Cost Value Book Value	Mkt Price Mkt YTM	Market Value Accrued Int.	% of Port. Gain/Loss	Moody/S&P Fitch	Maturity Duration
ABS									
43815GAC3	Honda Auto Receivables Trust 2021-4 A3 0.88% Due 1/21/2026	38,996.09	11/16/2021 0.89%	38,987.87 38,992.14	96.34 5.78%	37,567.16 9.53	0.25% (1,424.98)	Aaa / NR AAA	2.48 0.75
47789QAC4	John Deere Owner Trust 2021-B A3 0.52% Due 3/16/2026	41,350.47	07/13/2021 0.52%	41,346.78 41,348.83	96.03 6.04%	39,709.52 9.56	0.27% (1,639.31)	Aaa / NR AAA	2.63 0.72
44935FAD6	Hyundai Auto Receivables Trust 2021-C A3 0.74% Due 5/15/2026	29,335.31	11/09/2021 0.75%	29,328.76 29,332.29	96.37 5.85%	28,269.79 9.65	0.19% (1,062.50)	NR / AAA AAA	2.79 0.71
43815BAC4	Honda Auto Receivables Trust 2022-1 A3 1.88% Due 5/15/2026	65,000.00	02/15/2022 1.89%	64,990.22 64,994.57	95.90 5.78%	62,335.33 54.31	0.42% (2,659.24)	Aaa / AAA NR	2.79 1.06
05602RAD3	BMW Vehicle Owner Trust 2022-A A3 3.21% Due 8/25/2026	40,000.00	05/10/2022 3.23%	39,997.92 39,998.73	97.48 5.62%	38,993.44 21.40	0.26% (1,005.29)	Aaa / AAA NR	3.07 1.06
89238FAD5	Toyota Auto Receivables OT 2022-B A3 2.93% Due 9/15/2026	45,000.00	04/07/2022 2.95%	44,998.95 44,999.37	96.94 5.67%	43,624.08 58.60	0.30% (1,375.29)	Aaa / AAA NR	3.13 1.13
362554AC1	GM Financial Securitized Term 2021-4 A3 0.68% Due 9/16/2026	28,986.09	10/13/2021 0.68%	28,985.36 28,985.74	95.88 5.90%	27,792.82 8.21	0.19% (1,192.92)	Aaa / AAA NR	3.13 0.79
47787JAC2	John Deere Owner Trust 2022-A A3 2.32% Due 9/16/2026	50,000.00	03/10/2022 2.34%	49,988.94 49,993.29	96.55 5.82%	48,275.50 51.56	0.33% (1,717.79)	Aaa / NR AAA	3.13 0.99
448977AD0	Hyundai Auto Receivables Trust 2022-A A3 2.22% Due 10/15/2026	35,000.00	03/09/2022 2.23%	34,998.65 34,999.22	96.42 5.58%	33,745.43 34.53	0.23% (1,253.79)	NR / AAA AAA	3.21 1.08
380146AC4	GM Financial Auto Receivables 2022-1 A3 1.26% Due 11/16/2026	25,000.00	01/11/2022 1.27%	24,997.83 24,998.83	95.78 5.92%	23,944.93 13.13	0.16% (1,053.90)	NR / AAA AAA	3.30 0.91
362585AC5	GM Financial Securitized ART 2022-2 A3 3.1% Due 2/16/2027	40,000.00	04/05/2022 3.13%	39,991.64 39,994.81	97.06 5.60%	38,823.72 51.67	0.26% (1,171.09)	Aaa / AAA NR	3.55 1.19
47800AAC4	John Deere Owner Trust 2022-B A3 3.74% Due 2/16/2027	50,000.00	07/12/2022 3.77%	49,995.23 49,996.61	97.30 5.73%	48,648.15 83.11	0.33% (1,348.46)	Aaa / NR AAA	3.55 1.39
43815JAC7	Honda Auto Receivables Owner 2023-1 A3 5.04% Due 4/21/2027	40,000.00	02/16/2023 5.10%	39,992.57 39,993.59	99.41 5.40%	39,765.56 56.00	0.27% (228.03)	Aaa / NR AAA	3.73 1.89
92348KAV5	Verizon Master Trust 2022-5 A1A 3.72% Due 7/20/2027	45,000.00	08/02/2022 3.75%	44,998.02 44,998.71	99.05 5.09%	44,570.48 51.15	0.30% (428.23)	NR / AAA AAA	3.97 1.02



CUSIP	Security Description	Par Value/Units	Purchase Date Book Yield	Cost Value Book Value	Mkt Price Mkt YTM	Market Value Accrued Int.	% of Port. Gain/Loss	Moody/S&P Fitch	Maturity Duration
ABS									
58768PAC8	Mercedes-Benz Auto Receivables 2022-1 A3 5.21% Due 8/16/2027	120,000.00	11/15/2022 5.28%	119,976.26 119,980.97	99.51 5.59%	119,412.36 277.87	0.81% (568.61)	Aaa / AAA NR	4.05 1.50
58770AAC7	Mercedes-Benz Auto Receivable 2023-1 A3 4.51% Due 11/15/2027	30,000.00	01/18/2023 4.56%	29,996.40 29,996.93	98.39 5.71%	29,517.90 60.13	0.20% (479.03)	NR / AAA AAA	4.30 1.40
47800CAC0	John Deere Owner Trust 2023-A A3 5.01% Due 11/15/2027	75,000.00	02/22/2023 5.07%	74,986.34 74,987.55	99.14 5.48%	74,357.55 167.00	0.50% (630.00)	Aaa / NR AAA	4.30 2.08
05592XAD2	BMW Vehicle Owner Trust 2023-A A3 5.47% Due 2/25/2028	30,000.00	07/11/2023 5.54%	29,994.68 29,994.74	100.38 5.35%	30,113.70 59.26	0.20% 118.96	NR / AAA AAA	4.58 2.07
477920AC6	John Deere Owner Trust 2023-B A3 5.18% Due 3/15/2028	50,000.00	06/21/2023 5.24%	49,991.66 49,991.87	100.08 5.20%	50,039.55 237.42	0.34% 47.68	Aaa / NR AAA	4.63 2.25
Total ABS		1,264,499.62	2.78%	1,264,331.69 1,264,396.25	5.67%	1,238,005.53 1,468.07	8.37% (26,390.72)	Aaa / AAA AAA	3.05 1.07
AGENCY									
3135G0V34	FNMA Note 2.5% Due 2/5/2024	125,000.00	02/27/2019 2.58%	124,521.25 124,950.08	98.49 5.53%	123,116.13 1,527.78	0.84% (1,833.95)	Aaa / AA+ AAA	0.52 0.49
3130A1XJ2	FHLB Note 2.875% Due 6/14/2024	230,000.00	Various 1.96%	239,917.60 231,730.00	97.83 5.46%	225,013.38 863.30	1.53% (6,716.62)	Aaa / AA+ NR	0.87 0.84
3133EKWV4	FFCB Note 1.85% Due 7/26/2024	150,000.00	08/13/2019 1.65%	151,448.40 150,288.40	96.48 5.56%	144,724.35 38.54	0.98% (5,564.05)	Aaa / AA+ AAA	0.99 0.95
3130A2UW4	FHLB Note 2.875% Due 9/13/2024	200,000.00	Various 1.66%	211,539.00 202,604.42	97.28 5.42%	194,555.80 2,204.16	1.33% (8,048.62)	Aaa / AA+ AAA	1.12 1.07
3135G0W66	FNMA Note 1.625% Due 10/15/2024	175,000.00	11/08/2019 1.80%	173,547.50 174,643.94	95.71 5.34%	167,500.03 837.33	1.14% (7,143.91)	Aaa / AA+ AAA	1.21 1.16
3135G0X24	FNMA Note 1.625% Due 1/7/2025	235,000.00	Various 1.19%	239,814.00 236,431.25	95.12 5.20%	223,540.46 254.58	1.51% (12,890.79)	Aaa / AA+ AAA	1.44 1.38
3137EAEP0	FHLMC Note 1.5% Due 2/12/2025	260,000.00	02/13/2020 1.52%	259,799.80 259,938.46	94.72 5.13%	246,268.10 1,830.83	1.68% (13,670.36)	Aaa / AA+ AAA	1.54 1.47
3130A4CH3	FHLB Note 2.375% Due 3/14/2025	225,000.00	03/19/2020 1.18%	237,998.25 229,220.86	95.70 5.17%	215,333.10 2,033.59	1.47% (13,887.76)	Aaa / AA+ AAA	1.62 1.54



CUSIP	Security Description	Par Value/Units	Purchase Date Book Yield	Cost Value Book Value	Mkt Price Mkt YTM	Market Value Accrued Int.	% of Port. Gain/Loss	Moody/S&P Fitch	Maturity Duration
AGENCY									
3130AJHU6	FHLB Note 0.5% Due 4/14/2025	150,000.00	06/04/2020 0.53%	149,800.80 149,930.16	92.72 5.02%	139,073.55 222.92	0.94% (10,856.61)	Aaa / AA+ AAA	1.71 1.65
3135G03U5	FNMA Note 0.625% Due 4/22/2025	105,000.00	04/22/2020 0.67%	104,783.70 104,925.29	92.70 5.10%	97,332.38 180.47	0.66% (7,592.91)	Aaa / AA+ AAA	1.73 1.67
3135G04Z3	FNMA Note 0.5% Due 6/17/2025	260,000.00	06/17/2020 0.54%	259,461.80 259,797.58	92.03 5.00%	239,278.00 158.89	1.62% (20,519.58)	Aaa / AA+ AAA	1.88 1.82
3137EAEU9	FHLMC Note 0.375% Due 7/21/2025	140,000.00	07/21/2020 0.48%	139,302.80 139,724.79	91.54 4.93%	128,152.78 14.58	0.87% (11,572.01)	Aaa / AA+ AAA	1.98 1.92
3135G05X7	FNMA Note 0.375% Due 8/25/2025	220,000.00	08/25/2020 0.47%	218,970.40 219,573.82	91.18 4.91%	200,602.60 357.50	1.36% (18,971.22)	Aaa / AA+ AAA	2.07 2.01
3137EAEEX3	FHLMC Note 0.375% Due 9/23/2025	200,000.00	09/23/2020 0.44%	199,398.00 199,741.25	90.98 4.85%	181,964.80 266.67	1.23% (17,776.45)	Aaa / AA+ AAA	2.15 2.08
3135G06G3	FNMA Note 0.5% Due 11/7/2025	215,000.00	11/09/2020 0.57%	214,230.30 214,649.60	90.76 4.86%	195,128.20 250.83	1.32% (19,521.40)	Aaa / AA+ AAA	2.27 2.20
3130ATUC9	FHLB Note 4.5% Due 12/12/2025	300,000.00	02/08/2023 4.21%	302,262.00 301,884.64	99.53 4.71%	298,594.20 1,837.50	2.03% (3,290.44)	Aaa / AA+ NR	2.37 2.20
3130ATS57	FHLB Note 4.5% Due 3/10/2028	275,000.00	03/20/2023 3.84%	283,109.75 282,515.81	100.41 4.40%	276,139.33 4,846.88	1.90% (6,376.48)	Aaa / AA+ AAA	4.61 4.05
3130AWMN7	FHLB Note 4.375% Due 6/9/2028	200,000.00	07/26/2023 4.27%	200,900.00 200,897.47	100.63 4.23%	201,259.00 486.11	1.36% 361.53	Aaa / AA+ NR	4.86 4.33
Total Agency		3,665,000.00	1.77%	3,710,805.35 3,683,447.82	5.01%	3,497,576.19 18,212.46	23.75% (185,871.63)	Aaa / AA+ AAA	2.06 1.92
CMO									
3137FG6X8	FHLMC K077 A2 3.85% Due 5/25/2028	295,000.00	05/24/2023 4.65%	289,583.98 289,771.25	96.19 4.74%	283,773.19 189.29	1.92% (5,998.06)	NR / NR AAA	4.82 4.22
Total CMO		295,000.00	4.65%	289,583.98 289,771.25	4.74%	283,773.19 189.29	1.92% (5,998.06)	NR / NR AAA	4.82 4.22
CORPORATE									
89114QCB2	Toronto Dominion Bank Note 3.25% Due 3/11/2024	135,000.00	03/26/2019 2.95%	136,833.30 135,225.87	98.44 5.88%	132,893.06 1,706.25	0.91% (2,332.81)	A1 / A AA-	0.61 0.59



CUSIP	Security Description	Par Value/Units	Purchase Date Book Yield	Cost Value Book Value	Mkt Price Mkt YTM	Market Value Accrued Int.	% of Port. Gain/Loss	Moody/S&P Fitch	Maturity Duration
CORPORATE									
037833CU2	Apple Inc Callable Note Cont 3/11/2024 2.85% Due 5/11/2024	150,000.00	05/17/2019 2.72%	150,888.00 150,112.77	98.05 5.44%	147,073.35 950.00	1.00% (3,039.42)	Aaa / AA+ NR	0.78 0.75
023135BW5	Amazon.com Inc Note 0.45% Due 5/12/2024	95,000.00	05/10/2021 0.50%	94,861.30 94,963.93	96.15 5.56%	91,342.79 93.81	0.62% (3,621.14)	A1 / AA AA-	0.78 0.76
02665WCZ2	American Honda Finance Note 2.4% Due 6/27/2024	150,000.00	07/10/2019 2.49%	149,373.00 149,885.47	97.18 5.63%	145,772.10 340.00	0.99% (4,113.37)	A3 / A- A	0.91 0.87
79466LAG9	Salesforce.com Inc Callable Note Cont 7/15/2022 0.625% Due 7/15/2024	25,000.00	06/29/2021 0.64%	24,987.25 24,995.95	95.53 5.49%	23,883.45 6.94	0.16% (1,112.50)	A2 / A+ NR	0.96 0.93
00440EAS6	Chubb INA Holdings Inc Note 3.15% Due 3/15/2025	140,000.00	02/24/2021 0.83%	152,899.60 145,166.82	96.64 5.34%	135,299.78 1,666.00	0.93% (9,867.04)	A3 / A A	1.62 1.53
30231GBH4	Exxon Mobil Corp Callable Note Cont 2/19/2025 2.992% Due 3/19/2025	140,000.00	01/20/2021 0.72%	152,733.00 144,857.18	96.52 5.24%	135,121.42 1,535.89	0.92% (9,735.76)	Aa2 / AA- NR	1.64 1.55
06367WB85	Bank of Montreal Note 1.85% Due 5/1/2025	150,000.00	03/24/2021 1.15%	154,207.50 151,795.99	93.83 5.60%	140,744.10 693.75	0.96% (11,051.89)	A2 / A- AA-	1.75 1.67
14913R2V8	Caterpillar Financial Service Note 3.4% Due 5/13/2025	55,000.00	05/10/2022 3.44%	54,930.15 54,958.51	97.02 5.16%	53,363.64 405.17	0.36% (1,594.87)	A2 / A A+	1.79 1.69
747525AF0	Qualcomm Inc Callable Note Cont 2/20/2025 3.45% Due 5/20/2025	140,000.00	05/27/2020 1.13%	155,689.80 145,681.83	97.08 5.16%	135,918.44 952.58	0.92% (9,763.39)	A2 / A NR	1.81 1.71
78015K7H1	Royal Bank of Canada Note 1.15% Due 6/10/2025	150,000.00	12/22/2021 1.43%	148,590.00 149,240.77	92.57 5.40%	138,860.40 244.38	0.94% (10,380.37)	A1 / A AA-	1.86 1.79
63743HFE7	National Rural Utilities Note 3.45% Due 6/15/2025	85,000.00	Various 3.55%	84,750.55 84,849.94	96.39 5.50%	81,929.89 374.71	0.56% (2,920.05)	A2 / A- A	1.88 1.77
857477BR3	State Street Bank Callable Note Cont 2/6/2025 1.746% Due 2/6/2026	40,000.00	02/02/2022 1.75%	40,000.00 40,000.00	93.77 6.11%	37,507.20 339.50	0.26% (2,492.80)	A1 / A AA-	2.52 1.45
46647PBK1	JP Morgan Chase & Co Callable Note Cont 4/22/2025 2.083% Due 4/22/2026	50,000.00	09/16/2021 1.17%	51,594.50 50,766.82	94.04 5.75%	47,020.95 286.41	0.32% (3,745.87)	A1 / A- AA-	2.73 1.65
91324PEC2	United Health Group Inc Callable Note Cont 4/15/2026 1.15% Due 5/15/2026	175,000.00	Various 1.42%	173,020.70 173,743.93	90.53 4.82%	158,428.73 424.87	1.07% (15,315.20)	A2 / A+ A	2.79 2.68



CUSIP	Security Description	Par Value/Units	Purchase Date Book Yield	Cost Value Book Value	Mkt Price Mkt YTM	Market Value Accrued Int.	% of Port. Gain/Loss	Moody/S&P Fitch	Maturity Duration
CORPORATE									
89236TJK2	Toyota Motor Credit Corp Note 1.125% Due 6/18/2026	130,000.00	06/15/2021 1.13%	129,942.80 129,967.05	89.88 4.94%	116,844.78 174.69	0.79% (13,122.27)	A1 / A+ A+	2.88 2.77
06051GJD2	Bank of America Corp Callable Note Cont 6/19/2025 1.319% Due 6/19/2026	80,000.00	Various 2.84%	77,319.60 77,737.73	91.87 5.94%	73,493.44 123.11	0.50% (4,244.29)	A1 / A- AA-	2.89 1.81
931142ER0	Wal-Mart Stores Callable Note Cont 08/17/2026 1.05% Due 9/17/2026	30,000.00	09/08/2021 1.09%	29,943.30 29,964.51	89.60 4.66%	26,880.78 117.25	0.18% (3,083.73)	Aa2 / AA AA	3.13 3.00
438516BL9	Honeywell Intl Callable Note 08/01/2026 2.5% Due 11/1/2026	180,000.00	12/15/2022 4.36%	168,229.80 170,104.04	93.48 4.69%	168,262.02 1,125.00	1.14% (1,842.02)	A2 / A A	3.26 3.05
87612EBM7	Target Corp Callable Note Cont 12/15/2026 1.95% Due 1/15/2027	70,000.00	01/19/2022 1.99%	69,881.00 69,917.28	91.79 4.54%	64,253.91 60.67	0.43% (5,663.37)	A2 / A A	3.46 3.28
808513BY0	Charles Schwab Corp Callable Note Cont 2/3/2027 2.45% Due 3/3/2027	150,000.00	Various 2.78%	147,699.00 148,336.77	90.32 5.46%	135,478.65 1,510.83	0.93% (12,858.12)	A2 / A- A	3.59 3.32
084664CZ2	Berkshire Hathaway Callable Note Cont 2/15/2027 2.3% Due 3/15/2027	115,000.00	03/07/2022 2.30%	114,978.15 114,984.18	93.02 4.40%	106,975.19 999.22	0.73% (8,008.99)	Aa2 / AA A+	3.62 3.38
09247XAN1	Blackrock Inc Note 3.2% Due 3/15/2027	190,000.00	01/19/2023 4.08%	183,705.30 184,496.30	95.29 4.63%	181,049.48 2,296.89	1.24% (3,446.82)	Aa3 / AA- NR	3.62 3.32
023135CF1	Amazon.com Inc Callable Note Cont 3/13/2027 3.3% Due 4/13/2027	110,000.00	Various 3.63%	108,548.65 108,770.34	95.33 4.69%	104,861.58 1,089.00	0.72% (3,908.76)	A1 / AA AA-	3.70 3.39
74340XBN0	Prologis LP Callable Note Cont 2/15/2027 2.125% Due 4/15/2027	160,000.00	11/09/2022 5.16%	141,006.40 144,067.98	90.36 5.01%	144,572.00 1,001.11	0.98% 504.02	A3 / A NR	3.71 3.46
61772BAB9	Morgan Stanley Callable Note Cont 5/4/2026 1.593% Due 5/4/2027	150,000.00	Various 4.98%	133,989.30 137,600.41	89.72 5.67%	134,574.76 577.46	0.91% (3,025.65)	A1 / A- A+	3.76 2.62
14913R3A3	Caterpillar Financial Service Note 3.6% Due 8/12/2027	95,000.00	08/22/2022 3.81%	94,090.85 94,262.26	96.29 4.62%	91,473.22 1,605.50	0.63% (2,789.04)	A2 / A A+	4.04 3.63



CUSIP	Security Description	Par Value/Units	Purchase Date Book Yield	Cost Value Book Value	Mkt Price Mkt YTM	Market Value Accrued Int.	% of Port. Gain/Loss	Moody/S&P Fitch	Maturity Duration
CORPORATE									
756109BG8	Realty Income Corp Callible Note Cont 5/15/2027 3.95% Due 8/15/2027	200,000.00	01/05/2023 4.88%	192,410.00 193,332.19	95.16 5.30%	190,326.40 3,642.78	1.31% (3,005.79)	A3 / A- NR	4.04 3.60
931142EX7	Wal-Mart Stores Callable Note Cont 09/09/2027 3.95% Due 9/9/2027	50,000.00	Various 3.99%	49,921.10 49,935.19	98.25 4.42%	49,122.76 779.03	0.34% (812.43)	Aa2 / AA AA	4.11 3.69
06051GGF0	Bank of America Corp Callable Note 1/20/2027 3.824% Due 1/20/2028	100,000.00	04/24/2023 5.59%	95,493.00 95,745.70	94.48 5.59%	94,481.90 116.84	0.64% (1,263.80)	A1 / A- AA-	4.48 3.19
438516CJ3	Honeywell Intl Callable Note Cont 01/15/2028 4.95% Due 2/15/2028	180,000.00	02/13/2023 4.44%	184,037.40 183,661.78	101.42 4.59%	182,552.94 4,108.50	1.26% (1,108.84)	A2 / A A	4.55 3.88
57636QAW4	MasterCard Inc Callable Note Cont 2/9/28 4.875% Due 3/9/2028	95,000.00	03/06/2023 4.90%	94,907.85 94,915.16	101.05 4.61%	95,998.36 1,826.77	0.66% 1,083.20	Aa3 / A+ NR	4.61 3.95
Total Corporate		3,765,000.00	2.88%	3,741,462.15 3,724,044.65	5.16%	3,566,361.47 31,174.91	24.30% (157,683.18)	A1 / A A+	2.79 2.47
MONEY MARKET FUND									
31846V203	First American Govt Obligation Fund Class Y	139,417.04	Various 4.87%	139,417.04 139,417.04	1.00 4.87%	139,417.04 0.00	0.94% 0.00	Aaa / AAA AAA	0.00 0.00
Total Money Market Fund		139,417.04	4.87%	139,417.04 139,417.04	4.87%	139,417.04 0.00	0.94% 0.00	Aaa / AAA AAA	0.00 0.00
SUPRANATIONAL									
4581X0EE4	Inter-American Dev Bank Note 3.25% Due 7/1/2024	85,000.00	06/22/2022 3.26%	84,991.50 84,996.10	97.93 5.59%	83,244.24 230.21	0.56% (1,751.86)	Aaa / AAA AAA	0.92 0.88
4581X0DZ8	Inter-American Dev Bank Note 0.5% Due 9/23/2024	190,000.00	09/15/2021 0.52%	189,859.40 189,946.25	94.55 5.47%	179,652.41 337.78	1.22% (10,293.84)	Aaa / AAA NR	1.15 1.11
459058JB0	Intl. Bank Recon & Development Note 0.625% Due 4/22/2025	130,000.00	04/15/2020 0.70%	129,496.90 129,826.42	92.63 5.14%	120,423.16 223.44	0.82% (9,403.26)	Aaa / AAA NR	1.73 1.67
459058JL8	Intl. Bank Recon & Development Note 0.5% Due 10/28/2025	180,000.00	10/21/2020 0.52%	179,796.60 179,908.77	90.89 4.84%	163,601.46 232.50	1.11% (16,307.31)	Aaa / AAA AAA	2.25 2.18



CUSIP	Security Description	Par Value/Units	Purchase Date Book Yield	Cost Value Book Value	Mkt Price Mkt YTM	Market Value Accrued Int.	% of Port. Gain/Loss	Moody/S&P Fitch	Maturity Duration
SUPRANATIONAL									
45950KDD9	International Finance Corp Note 4.5% Due 7/13/2028	85,000.00	07/06/2023 4.53%	84,905.65 84,906.63	100.74 4.33%	85,627.39 191.25	0.58% 720.76	Aaa / AAA NR	4.96 4.39
Total Supranational		670,000.00	1.41%	669,050.05 669,584.17	5.11%	632,548.66 1,215.18	4.28% (37,035.51)	Aaa / AAA AAA	2.03 1.91
US TREASURY									
912828WJ5	US Treasury Note 2.5% Due 5/15/2024	150,000.00	06/10/2019 1.91%	154,136.72 150,661.88	97.76 5.43%	146,636.70 794.84	1.00% (4,025.18)	Aaa / AA+ AAA	0.79 0.76
912828YH7	US Treasury Note 1.5% Due 9/30/2024	300,000.00	Various 1.68%	297,509.76 299,401.86	95.72 5.33%	287,156.40 1,512.29	1.95% (12,245.46)	Aaa / AA+ AAA	1.17 1.13
9128283J7	US Treasury Note 2.125% Due 11/30/2024	275,000.00	Various 1.76%	279,733.40 276,273.58	96.00 5.27%	263,989.28 989.92	1.79% (12,284.30)	Aaa / AA+ AAA	1.34 1.28
912828J27	US Treasury Note 2% Due 2/15/2025	175,000.00	03/04/2020 0.72%	185,903.32 178,401.26	95.37 5.16%	166,899.43 1,614.64	1.14% (11,501.83)	Aaa / AA+ AAA	1.55 1.47
912828ZC7	US Treasury Note 1.125% Due 2/28/2025	50,000.00	03/19/2020 0.72%	50,992.19 50,317.00	93.98 5.13%	46,990.25 235.39	0.32% (3,326.75)	Aaa / AA+ AAA	1.58 1.53
91282CFP1	US Treasury Note 4.25% Due 10/15/2025	220,000.00	12/15/2022 4.02%	221,332.03 221,038.31	98.85 4.80%	217,473.52 2,759.02	1.49% (3,564.79)	Aaa / AA+ AAA	2.21 2.06
91282CAZ4	US Treasury Note 0.375% Due 11/30/2025	300,000.00	12/29/2020 0.37%	300,093.75 300,044.47	90.48 4.73%	271,441.50 190.57	1.84% (28,602.97)	Aaa / AA+ AAA	2.34 2.27
91282CBC4	US Treasury Note 0.375% Due 12/31/2025	125,000.00	01/27/2021 0.39%	124,882.81 124,942.45	90.33 4.65%	112,910.13 40.76	0.76% (12,032.32)	Aaa / AA+ AAA	2.42 2.35
91282CBT7	US Treasury Note 0.75% Due 3/31/2026	300,000.00	03/30/2021 0.91%	297,597.66 298,719.89	90.54 4.56%	271,605.60 756.15	1.84% (27,114.29)	Aaa / AA+ AAA	2.67 2.58
91282CBW0	US Treasury Note 0.75% Due 4/30/2026	150,000.00	04/29/2021 0.89%	149,009.77 149,456.08	90.22 4.57%	135,334.05 284.31	0.92% (14,122.03)	Aaa / AA+ AAA	2.75 2.66
91282CCP4	US Treasury Note 0.625% Due 7/31/2026	125,000.00	08/10/2021 0.82%	123,813.48 124,284.17	89.26 4.49%	111,572.25 2.12	0.75% (12,711.92)	Aaa / AA+ AAA	3.00 2.91
91282CCW9	US Treasury Note 0.75% Due 8/31/2026	350,000.00	Various 0.98%	346,279.30 347,632.62	89.36 4.48%	312,771.55 1,098.51	2.12% (34,861.07)	Aaa / AA+ AAA	3.09 2.98

Holdings Report

As of July 31, 2023



CUSIP	Security Description	Par Value/Units	Purchase Date Book Yield	Cost Value Book Value	Mkt Price Mkt YTM	Market Value Accrued Int.	% of Port. Gain/Loss	Moody/S&P Fitch	Maturity Duration
US TREASURY									
91282CDG3	US Treasury Note 1.125% Due 10/31/2026	325,000.00	Various 1.26%	322,884.77 323,597.23	90.07 4.44%	292,741.15 924.00	1.98% (30,856.08)	Aaa / AA+ AAA	3.25 3.12
912828V98	US Treasury Note 2.25% Due 2/15/2027	200,000.00	02/06/2023 3.92%	187,695.31 189,161.15	93.06 4.39%	186,125.00 2,075.97	1.27% (3,036.15)	Aaa / AA+ AAA	3.55 3.31
91282CEF4	US Treasury Note 2.5% Due 3/31/2027	200,000.00	09/27/2022 4.26%	185,734.38 188,396.72	93.77 4.36%	187,531.20 1,680.33	1.28% (865.52)	Aaa / AA+ AAA	3.67 3.42
91282CEN7	US Treasury Note 2.75% Due 4/30/2027	340,000.00	Various 3.26%	332,193.75 334,008.99	94.49 4.36%	321,260.22 2,362.91	2.19% (12,748.77)	Aaa / AA+ AAA	3.75 3.48
91282CEW7	US Treasury Note 3.25% Due 6/30/2027	175,000.00	08/03/2022 2.94%	177,460.94 176,963.53	96.17 4.32%	168,294.00 494.57	1.14% (8,669.53)	Aaa / AA+ AAA	3.92 3.62
91282CFH9	US Treasury Note 3.125% Due 8/31/2027	120,000.00	09/08/2022 3.36%	118,692.19 118,926.83	95.62 4.31%	114,745.32 1,569.29	0.79% (4,181.51)	Aaa / AA+ AAA	4.09 3.73
91282CFM8	US Treasury Note 4.125% Due 9/30/2027	150,000.00	10/28/2022 4.20%	149,531.25 149,602.80	99.34 4.30%	149,015.70 2,079.41	1.02% (587.10)	Aaa / AA+ AAA	4.17 3.74
91282CFU0	US Treasury Note 4.125% Due 10/31/2027	220,000.00	12/15/2022 3.68%	224,357.03 223,798.94	99.36 4.29%	218,599.26 2,293.41	1.49% (5,199.68)	Aaa / AA+ AAA	4.25 3.82
9128283F5	US Treasury Note 2.25% Due 11/15/2027	200,000.00	01/05/2023 3.98%	184,875.00 186,639.87	92.11 4.28%	184,218.80 953.80	1.25% (2,421.07)	Aaa / AA+ AAA	4.30 4.00
91282CGC9	US Treasury Note 3.875% Due 12/31/2027	180,000.00	01/19/2023 3.48%	183,171.09 182,832.21	98.48 4.26%	177,257.88 606.52	1.20% (5,574.33)	Aaa / AA+ AAA	4.42 4.00
91282CGH8	US Treasury Note 3.5% Due 1/31/2028	220,000.00	02/27/2023 4.21%	213,125.00 213,713.85	97.00 4.24%	213,391.42 20.92	1.44% (322.43)	Aaa / AA+ AAA	4.51 4.11
9128283W8	US Treasury Note 2.75% Due 2/15/2028	230,000.00	03/08/2023 4.37%	213,639.45 214,954.46	93.89 4.24%	215,948.38 2,917.89	1.48% 993.92	Aaa / AA+ AAA	4.55 4.15
91282CGT2	US Treasury Note 3.625% Due 3/31/2028	200,000.00	06/28/2023 4.05%	196,343.75 196,413.21	97.53 4.21%	195,062.60 2,436.48	1.33% (1,350.61)	Aaa / AA+ AAA	4.67 4.19
91282CHA2	US Treasury Note 3.5% Due 4/30/2028	220,000.00	05/15/2023 3.47%	220,275.00 220,263.31	97.00 4.20%	213,391.42 1,945.92	1.45% (6,871.89)	Aaa / AA+ AAA	4.75 4.28
91282CHE4	US Treasury Note 3.625% Due 5/31/2028	180,000.00	06/15/2023 3.95%	177,370.31 177,437.10	97.61 4.18%	175,696.92 1,105.33	1.19% (1,740.18)	Aaa / AA+ AAA	4.84 4.35

Holdings Report

As of July 31, 2023



CUSIP	Security Description	Par Value/Units	Purchase Date Book Yield	Cost Value Book Value	Mkt Price Mkt YTM	Market Value Accrued Int.	% of Port. Gain/Loss	Moody/S&P Fitch	Maturity Duration
	Total US Treasury	5,680,000.00	2.53%	5,618,633.41 5,617,883.77	4.55%	5,358,059.93 33,745.27	36.43% (259,823.84)	Aaa / AA+ AAA	3.25 3.02
	TOTAL PORTFOLIO	15,478,916.66	2.47%	15,433,283.67 15,388,544.95	4.93%	14,715,742.01 86,005.18	100.00% (672,802.94)	Aa1 / AA AAA	2.79 2.41
	TOTAL MARKET VALUE PLUS ACCRUED					14,801,747.19			



Transaction Type	Settlement Date	CUSIP	Quantity	Security Description	Price	Acq/Disp Yield	Amount	Interest Pur/Sold	Total Amount	Gain/Loss
ACQUISITIONS										
Purchase	07/01/2023	31846V203	1,381.25	First American Govt Obligation Fund Class Y	1.000	4.70%	1,381.25	0.00	1,381.25	0.00
Purchase	07/03/2023	31846V203	422.53	First American Govt Obligation Fund Class Y	1.000	4.70%	422.53	0.00	422.53	0.00
Purchase	07/07/2023	31846V203	1,909.38	First American Govt Obligation Fund Class Y	1.000	4.70%	1,909.38	0.00	1,909.38	0.00
Purchase	07/13/2023	31846V203	149,209.69	First American Govt Obligation Fund Class Y	1.000	4.70%	149,209.69	0.00	149,209.69	0.00
Purchase	07/13/2023	45950KDD9	85,000.00	International Finance Corp Note 4.5% Due 7/13/2028	99.889	4.53%	84,905.65	0.00	84,905.65	0.00
Purchase	07/15/2023	31846V203	760.63	First American Govt Obligation Fund Class Y	1.000	4.70%	760.63	0.00	760.63	0.00
Purchase	07/17/2023	31846V203	1,030.91	First American Govt Obligation Fund Class Y	1.000	4.70%	1,030.91	0.00	1,030.91	0.00
Purchase	07/17/2023	31846V203	2,739.36	First American Govt Obligation Fund Class Y	1.000	4.70%	2,739.36	0.00	2,739.36	0.00
Purchase	07/17/2023	31846V203	6,347.98	First American Govt Obligation Fund Class Y	1.000	4.70%	6,347.98	0.00	6,347.98	0.00
Purchase	07/17/2023	31846V203	683.19	First American Govt Obligation Fund Class Y	1.000	4.70%	683.19	0.00	683.19	0.00
Purchase	07/17/2023	31846V203	64.75	First American Govt Obligation Fund Class Y	1.000	4.70%	64.75	0.00	64.75	0.00
Purchase	07/17/2023	31846V203	101.83	First American Govt Obligation Fund Class Y	1.000	4.70%	101.83	0.00	101.83	0.00
Purchase	07/17/2023	31846V203	26.25	First American Govt Obligation Fund Class Y	1.000	4.70%	26.25	0.00	26.25	0.00
Purchase	07/17/2023	31846V203	103.33	First American Govt Obligation Fund Class Y	1.000	4.70%	103.33	0.00	103.33	0.00
Purchase	07/17/2023	31846V203	96.67	First American Govt Obligation Fund Class Y	1.000	4.70%	96.67	0.00	96.67	0.00
Purchase	07/17/2023	31846V203	109.88	First American Govt Obligation Fund Class Y	1.000	4.70%	109.88	0.00	109.88	0.00

Small Cities Organized Risk Effort

Account #590

Transaction Ledger

As of July 31, 2023



Transaction Type	Settlement Date	CUSIP	Quantity	Security Description	Price	Acq/Disp Yield	Amount	Interest Pur/Sold	Total Amount	Gain/Loss
ACQUISITIONS										
Purchase	07/17/2023	31846V203	521.00	First American Govt Obligation Fund Class Y	1.000	4.70%	521.00	0.00	521.00	0.00
Purchase	07/17/2023	31846V203	313.13	First American Govt Obligation Fund Class Y	1.000	4.70%	313.13	0.00	313.13	0.00
Purchase	07/17/2023	31846V203	155.83	First American Govt Obligation Fund Class Y	1.000	4.70%	155.83	0.00	155.83	0.00
Purchase	07/17/2023	31846V203	112.75	First American Govt Obligation Fund Class Y	1.000	4.70%	112.75	0.00	112.75	0.00
Purchase	07/17/2023	31846V203	333.47	First American Govt Obligation Fund Class Y	1.000	4.70%	333.47	0.00	333.47	0.00
Purchase	07/17/2023	31846V203	1,629.63	First American Govt Obligation Fund Class Y	1.000	4.70%	1,629.63	0.00	1,629.63	0.00
Purchase	07/17/2023	31846V203	1,937.17	First American Govt Obligation Fund Class Y	1.000	4.70%	1,937.17	0.00	1,937.17	0.00
Purchase	07/17/2023	31846V203	6,004.21	First American Govt Obligation Fund Class Y	1.000	4.70%	6,004.21	0.00	6,004.21	0.00
Purchase	07/17/2023	31846V203	2,190.58	First American Govt Obligation Fund Class Y	1.000	4.70%	2,190.58	0.00	2,190.58	0.00
Purchase	07/17/2023	31846V203	1,304.23	First American Govt Obligation Fund Class Y	1.000	4.70%	1,304.23	0.00	1,304.23	0.00
Purchase	07/18/2023	05592XAD2	30,000.00	BMW Vehicle Owner Trust 2023-A A3 5.47% Due 2/25/2028	99.982	5.54%	29,994.68	0.00	29,994.68	0.00
Purchase	07/18/2023	31846V203	2,572.51	First American Govt Obligation Fund Class Y	1.000	4.70%	2,572.51	0.00	2,572.51	0.00
Purchase	07/20/2023	31846V203	1,912.00	First American Govt Obligation Fund Class Y	1.000	4.70%	1,912.00	0.00	1,912.00	0.00
Purchase	07/20/2023	31846V203	139.50	First American Govt Obligation Fund Class Y	1.000	4.70%	139.50	0.00	139.50	0.00
Purchase	07/20/2023	31846V203	126.67	First American Govt Obligation Fund Class Y	1.000	4.70%	126.67	0.00	126.67	0.00
Purchase	07/20/2023	31846V203	142.50	First American Govt Obligation Fund Class Y	1.000	4.70%	142.50	0.00	142.50	0.00

Small Cities Organized Risk Effort

Account #590

Transaction Ledger

As of July 31, 2023



Transaction Type	Settlement Date	CUSIP	Quantity	Security Description	Price	Acq/Disp Yield	Amount	Interest Pur/Sold	Total Amount	Gain/Loss
ACQUISITIONS										
Purchase	07/21/2023	31846V203	262.50	First American Govt Obligation Fund Class Y	1.000	4.70%	262.50	0.00	262.50	0.00
Purchase	07/21/2023	31846V203	168.00	First American Govt Obligation Fund Class Y	1.000	4.70%	168.00	0.00	168.00	0.00
Purchase	07/21/2023	31846V203	1,033.24	First American Govt Obligation Fund Class Y	1.000	4.70%	1,033.24	0.00	1,033.24	0.00
Purchase	07/23/2023	31846V203	152,847.75	First American Govt Obligation Fund Class Y	1.000	4.70%	152,847.75	0.00	152,847.75	0.00
Purchase	07/25/2023	31846V203	3,856.80	First American Govt Obligation Fund Class Y	1.000	4.70%	3,856.80	0.00	3,856.80	0.00
Purchase	07/25/2023	31846V203	3,189.40	First American Govt Obligation Fund Class Y	1.000	4.70%	3,189.40	0.00	3,189.40	0.00
Purchase	07/25/2023	31846V203	86.00	First American Govt Obligation Fund Class Y	1.000	4.70%	86.00	0.00	86.00	0.00
Purchase	07/25/2023	31846V203	107.00	First American Govt Obligation Fund Class Y	1.000	4.70%	107.00	0.00	107.00	0.00
Purchase	07/25/2023	31846V203	946.46	First American Govt Obligation Fund Class Y	1.000	4.70%	946.46	0.00	946.46	0.00
Purchase	07/26/2023	31846V203	1,387.50	First American Govt Obligation Fund Class Y	1.000	4.70%	1,387.50	0.00	1,387.50	0.00
Purchase	07/27/2023	3130AWMN7	200,000.00	FHLB Note 4.375% Due 6/9/2028	100.450	4.27%	200,900.00	388.89	201,288.89	0.00
Purchase	07/31/2023	31846V203	4,240.63	First American Govt Obligation Fund Class Y	1.000	4.87%	4,240.63	0.00	4,240.63	0.00
Subtotal			667,508.09				668,308.42	388.89	668,697.31	0.00
Short Sale	07/18/2023	31846V203	-29,994.68	First American Govt Obligation Fund Class Y	1.000		-29,994.68	0.00	-29,994.68	0.00
Subtotal			-29,994.68				-29,994.68	0.00	-29,994.68	0.00
TOTAL ACQUISITIONS			637,513.41				638,313.74	388.89	638,702.63	0.00



Transaction Type	Settlement Date	CUSIP	Quantity	Security Description	Price	Acq/Disp Yield	Amount	Interest Pur/Sold	Total Amount	Gain/Loss
DISPOSITIONS										
Closing Purchase	07/18/2023	31846V203	-29,994.68	First American Govt Obligation Fund Class Y	1.000		-29,994.68	0.00	-29,994.68	0.00
Subtotal			-29,994.68				-29,994.68	0.00	-29,994.68	0.00
Sale	07/13/2023	3130A0F70	150,000.00	FHLB Note 3.375% Due 12/8/2023	99.145	2.72%	148,717.50	492.19	149,209.69	-1,649.79
Sale	07/13/2023	31846V203	84,905.65	First American Govt Obligation Fund Class Y	1.000	4.70%	84,905.65	0.00	84,905.65	0.00
Sale	07/18/2023	31846V203	29,994.68	First American Govt Obligation Fund Class Y	1.000	4.70%	29,994.68	0.00	29,994.68	0.00
Sale	07/27/2023	31846V203	201,288.89	First American Govt Obligation Fund Class Y	1.000	4.70%	201,288.89	0.00	201,288.89	0.00
Subtotal			466,189.22				464,906.72	492.19	465,398.91	-1,649.79
Call	07/23/2023	46647PAU0	150,000.00	JP Morgan Chase & Co Callable Note 1X 7/23/2023 Due 7/23/2024	100.000	2.35%	150,000.00	0.00	150,000.00	0.00
Subtotal			150,000.00				150,000.00	0.00	150,000.00	0.00
Paydown	07/17/2023	362554AC1	1,013.91	GM Financial Securitized Term 2021-4 A3 0.68% Due 9/16/2026	100.000		1,013.91	17.00	1,030.91	0.00
Paydown	07/17/2023	362585AC5	0.00	GM Financial Securitized ART 2022-2 A3 3.1% Due 2/16/2027	100.000		0.00	103.33	103.33	0.00
Paydown	07/17/2023	380146AC4	0.00	GM Financial Auto Receivables 2022-1 A3 1.26% Due 11/16/2026	100.000		0.00	26.25	26.25	0.00
Paydown	07/17/2023	43815BAC4	0.00	Honda Auto Receivables Trust 2022-1 A3 1.88% Due 5/15/2026	100.000		0.00	101.83	101.83	0.00
Paydown	07/17/2023	448977AD0	0.00	Hyundai Auto Receivables Trust 2022-A A3 2.22% Due 10/15/2026	100.000		0.00	64.75	64.75	0.00



Transaction Type	Settlement Date	CUSIP	Quantity	Security Description	Price	Acq/Disp Yield	Amount	Interest Pur/Sold	Total Amount	Gain/Loss
DISPOSITIONS										
Paydown	07/17/2023	44933LAC7	2,729.99	Hyundai Auto Receivables Trust 2021-A A3 0.38% Due 9/15/2025	100.000		2,729.99	9.37	2,739.36	0.00
Paydown	07/17/2023	44934KAC8	6,320.62	Hyundai Auto Receivables Trust 2021-B A3 0.38% Due 1/15/2026	100.000		6,320.62	27.36	6,347.98	0.00
Paydown	07/17/2023	44935FAD6	664.69	Hyundai Auto Receivables Trust 2021-C A3 0.74% Due 5/15/2026	100.000		664.69	18.50	683.19	0.00
Paydown	07/17/2023	47787JAC2	0.00	John Deere Owner Trust 2022-A A3 2.32% Due 9/16/2026	100.000		0.00	96.67	96.67	0.00
Paydown	07/17/2023	47787NAC3	332.88	John Deere Owner Trust 2020-B A3 0.51% Due 11/15/2024	100.000		332.88	0.59	333.47	0.00
Paydown	07/17/2023	47788UAC6	1,622.00	John Deere Owner Trust 2021-A A3 0.36% Due 9/15/2025	100.000		1,622.00	7.63	1,629.63	0.00
Paydown	07/17/2023	47789QAC4	1,918.42	John Deere Owner Trust 2021-B A3 0.52% Due 3/16/2026	100.000		1,918.42	18.75	1,937.17	0.00
Paydown	07/17/2023	47800AAC4	0.00	John Deere Owner Trust 2022-B A3 3.74% Due 2/16/2027	100.000		0.00	155.83	155.83	0.00
Paydown	07/17/2023	47800CAC0	0.00	John Deere Owner Trust 2023-A A3 5.01% Due 11/15/2027	100.000		0.00	313.13	313.13	0.00
Paydown	07/17/2023	58768PAC8	0.00	Mercedes-Benz Auto Receivables 2022-1 A3 5.21% Due 8/16/2027	100.000		0.00	521.00	521.00	0.00
Paydown	07/17/2023	58769KAD6	5,990.77	Mercedes-Benz Auto Lease Trust 2021-B A3 0.4% Due 11/15/2024	100.000		5,990.77	13.44	6,004.21	0.00
Paydown	07/17/2023	58770AAC7	0.00	Mercedes-Benz Auto Receivable 2023-1 A3 4.51% Due 11/15/2027	100.000		0.00	112.75	112.75	0.00
Paydown	07/17/2023	89237VAB5	2,187.93	Toyota Auto Receivables Trust 2020-C A3 0.44% Due 10/15/2024	100.000		2,187.93	2.65	2,190.58	0.00

Small Cities Organized Risk Effort

Account #590

Transaction Ledger

As of July 31, 2023



Transaction Type	Settlement Date	CUSIP	Quantity	Security Description	Price	Acq/Disp Yield	Amount	Interest Pur/Sold	Total Amount	Gain/Loss
DISPOSITIONS										
Paydown	07/17/2023	89238FAD5	0.00	Toyota Auto Receivables OT 2022-B A3 2.93% Due 9/15/2026	100.000		0.00	109.88	109.88	0.00
Paydown	07/17/2023	89240BAC2	1,301.61	Toyota Auto Receivables Owners 2021-A A3 0.26% Due 5/15/2025	100.000		1,301.61	2.62	1,304.23	0.00
Paydown	07/18/2023	43813KAC6	2,567.88	Honda Auto Receivables Trust 2020-3 A3 0.37% Due 10/18/2024	100.000		2,567.88	4.63	2,572.51	0.00
Paydown	07/20/2023	36265MAC9	0.00	GM Financial Auto Lease Trust 2022-1 A3 1.9% Due 3/20/2025	100.000		0.00	126.67	126.67	0.00
Paydown	07/20/2023	36266FAC3	0.00	GM Financial Auto Lease Trust 2022-2 A3 3.42% Due 6/20/2025	100.000		0.00	142.50	142.50	0.00
Paydown	07/20/2023	92348KAV5	0.00	Verizon Master Trust 2022-5 A1A 3.72% Due 7/20/2027	100.000		0.00	139.50	139.50	0.00
Paydown	07/21/2023	43815GAC3	1,003.91	Honda Auto Receivables Trust 2021-4 A3 0.88% Due 1/21/2026	100.000		1,003.91	29.33	1,033.24	0.00
Paydown	07/21/2023	43815JAC7	0.00	Honda Auto Receivables Owner 2023-1 A3 5.04% Due 4/21/2027	100.000		0.00	168.00	168.00	0.00
Paydown	07/25/2023	05593AAC3	0.00	BMW Vehicle Lease Trust 2023-1 A3 5.16% Due 11/25/2025	100.000		0.00	86.00	86.00	0.00
Paydown	07/25/2023	05601XAC3	3,826.84	BMW Vehicle Lease Trust 2022-1 A3 1.1% Due 3/25/2025	100.000		3,826.84	29.96	3,856.80	0.00
Paydown	07/25/2023	05602RAD3	0.00	BMW Vehicle Owner Trust 2022-A A3 3.21% Due 8/25/2026	100.000		0.00	107.00	107.00	0.00
Paydown	07/25/2023	09690AAC7	3,185.08	BMW Vehicle Lease Trust 2021-2 A3 0.33% Due 12/26/2024	100.000		3,185.08	4.32	3,189.40	0.00
Paydown	07/25/2023	3137FG6X8	0.00	FHLMC K077 A2 3.85% Due 5/25/2028	100.000		0.00	946.46	946.46	0.00
Subtotal			34,666.53				34,666.53	3,507.70	38,174.23	0.00

Small Cities Organized Risk Effort

Account #590

Transaction Ledger

As of July 31, 2023



Transaction Type	Settlement Date	CUSIP	Quantity	Security Description	Price	Acq/Disp Yield	Amount	Interest Pur/Sold	Total Amount	Gain/Loss
DISPOSITIONS										
Security Withdrawal	07/25/2023	31846V203	104.17	First American Govt Obligation Fund Class Y	1.000		104.17	0.00	104.17	0.00
Subtotal			104.17				104.17	0.00	104.17	0.00
TOTAL DISPOSITIONS			620,965.24				619,682.74	3,999.89	623,682.63	-1,649.79
OTHER TRANSACTIONS										
Interest	07/01/2023	4581X0EE4	85,000.00	Inter-American Dev Bank Note 3.25% Due 7/1/2024	0.000		1,381.25	0.00	1,381.25	0.00
Interest	07/07/2023	3135G0X24	235,000.00	FNMA Note 1.625% Due 1/7/2025	0.000		1,909.38	0.00	1,909.38	0.00
Interest	07/15/2023	79466LAG9	25,000.00	Salesforce.com Inc Callable Note Cont 7/15/2022 0.625% Due 7/15/2024	0.000		78.13	0.00	78.13	0.00
Interest	07/15/2023	87612EBM7	70,000.00	Target Corp Callable Note Cont 12/15/2026 1.95% Due 1/15/2027	0.000		682.50	0.00	682.50	0.00
Interest	07/20/2023	06051GGF0	100,000.00	Bank of America Corp Callable Note 1/20/2027 3.824% Due 1/20/2028	0.000		1,912.00	0.00	1,912.00	0.00
Interest	07/21/2023	3137EAEU9	140,000.00	FHLMC Note 0.375% Due 7/21/2025	0.000		262.50	0.00	262.50	0.00
Interest	07/23/2023	46647PAU0	150,000.00	JP Morgan Chase & Co Callable Note 1X 7/23/2023 Due 7/23/2024	0.000		2,847.75	0.00	2,847.75	0.00
Interest	07/26/2023	3133EKWV4	150,000.00	FFCB Note 1.85% Due 7/26/2024	0.000		1,387.50	0.00	1,387.50	0.00
Interest	07/31/2023	91282CCP4	125,000.00	US Treasury Note 0.625% Due 7/31/2026	0.000		390.63	0.00	390.63	0.00

Transaction Ledger

As of July 31, 2023



Transaction Type	Settlement Date	CUSIP	Quantity	Security Description	Price	Acq/Disp Yield	Amount	Interest Pur/Sold	Total Amount	Gain/Loss
OTHER TRANSACTIONS										
Interest	07/31/2023	91282CGH8	220,000.00	US Treasury Note 3.5% Due 1/31/2028	0.000		3,850.00	0.00	3,850.00	0.00
Subtotal			1,300,000.00				14,701.64	0.00	14,701.64	0.00
Dividend	07/03/2023	31846V203	1,793,823.90	First American Govt Obligation Fund Class Y	0.000		422.53	0.00	422.53	0.00
Subtotal			1,793,823.90				422.53	0.00	422.53	0.00
TOTAL OTHER TRANSACTIONS			3,093,823.90				15,124.17	0.00	15,124.17	0.00



CUSIP	Security Description	Trade Date Settle Date Units	Book Value: Begin Book Value: Acq Book Value: Disp Book Value: End	Prior Accrued Inc. Received Ending Accrued Total Interest	Accr. Of Discount Amort. Of Premium Net Accret/Amort Income Earned	Total Income
FIXED INCOME						
00440EAS6	Chubb INA Holdings Inc Note 3.15% Due 03/15/2025	02/24/2021 02/26/2021 140,000.00	145,437.38 0.00 0.00 145,166.82	1,298.50 0.00 1,666.00 367.50	0.00 270.56 (270.56) 96.94	96.94
023135BW5	Amazon.com Inc Note 0.45% Due 05/12/2024	05/10/2021 05/12/2021 95,000.00	94,960.01 0.00 0.00 94,963.93	58.19 0.00 93.81 35.62	3.92 0.00 3.92 39.54	39.54
023135CF1	Amazon.com Inc Callable Note Cont 3/13/2027 3.3% Due 04/13/2027	Various Various 110,000.00	108,742.12 0.00 0.00 108,770.34	786.50 0.00 1,089.00 302.50	28.22 0.00 28.22 330.72	330.72
02665WCZ2	American Honda Finance Note 2.4% Due 06/27/2024	07/10/2019 07/12/2019 150,000.00	149,874.74 0.00 0.00 149,885.47	40.00 0.00 340.00 300.00	10.73 0.00 10.73 310.73	310.73
037833CU2	Apple Inc Callable Note Cont 3/11/2024 2.85% Due 05/11/2024	05/17/2019 05/21/2019 150,000.00	150,128.45 0.00 0.00 150,112.77	593.75 0.00 950.00 356.25	0.00 15.68 (15.68) 340.57	340.57
05592XAD2	BMW Vehicle Owner Trust 2023-A A3 5.47% Due 02/25/2028	07/11/2023 07/18/2023 30,000.00	0.00 29,994.68 0.00 29,994.74	0.00 0.00 59.26 59.26	0.06 0.00 0.06 59.32	59.32
05593AAC3	BMW Vehicle Lease Trust 2023-1 A3 5.16% Due 11/25/2025	02/07/2023 02/15/2023 20,000.00	19,999.60 0.00 0.00 19,999.62	17.20 86.00 17.20 86.00	0.02 0.00 0.02 86.02	86.02
05601XAC3	BMW Vehicle Lease Trust 2022-1 A3 1.1% Due 03/25/2025	01/11/2022 01/19/2022 28,856.71	32,681.90 0.00 3,826.84 28,855.42	5.99 29.96 5.29 29.26	0.36 0.00 0.36 29.62	29.62
05602RAD3	BMW Vehicle Owner Trust 2022-A A3 3.21% Due 08/25/2026	05/10/2022 05/18/2022 40,000.00	39,998.67 0.00 0.00 39,998.73	21.40 107.00 21.40 107.00	0.06 0.00 0.06 107.06	107.06

Small Cities Organized Risk Effort

Account #590

Income Earned

As of July 31, 2023



CUSIP	Security Description	Trade Date Settle Date Units	Book Value: Begin Book Value: Acq Book Value: Disp Book Value: End	Prior Accrued Inc. Received Ending Accrued Total Interest	Accr. Of Discount Amort. Of Premium Net Accret/Amort Income Earned	Total Income
06051GGF0	Bank of America Corp Callable Note 1/20/2027 3.824% Due 01/20/2028	04/24/2023 04/26/2023 100,000.00	95,664.94 0.00 0.00 95,745.70	1,710.18 1,912.00 116.84 318.66	80.76 0.00 80.76 399.42	399.42
06051GJD2	Bank of America Corp Callable Note Cont 6/19/2025 1.319% Due 06/19/2026	Various Various 80,000.00	77,672.45 0.00 0.00 77,737.73	35.17 0.00 123.11 87.94	69.08 3.80 65.28 153.22	153.22
06367WB85	Bank of Montreal Note 1.85% Due 05/01/2025	03/24/2021 03/26/2021 150,000.00	151,883.12 0.00 0.00 151,795.99	462.50 0.00 693.75 231.25	0.00 87.13 (87.13) 144.12	144.12
084664CZ2	Berkshire Hathaway Callable Note Cont 2/15/2027 2.3% Due 03/15/2027	03/07/2022 03/15/2022 115,000.00	114,983.81 0.00 0.00 114,984.18	778.81 0.00 999.22 220.41	0.37 0.00 0.37 220.78	220.78
09247XAN1	Blackrock Inc Note 3.2% Due 03/15/2027	01/19/2023 01/23/2023 190,000.00	184,367.24 0.00 0.00 184,496.30	1,790.22 0.00 2,296.89 506.67	129.06 0.00 129.06 635.73	635.73
09690AAC7	BMW Vehicle Lease Trust 2021-2 A3 0.33% Due 12/26/2024	09/08/2021 09/15/2021 12,524.69	15,709.42 0.00 3,185.08 12,524.46	0.86 4.32 0.69 4.15	0.12 0.00 0.12 4.27	4.27
14913R2V8	Caterpillar Financial Service Note 3.4% Due 05/13/2025	05/10/2022 05/13/2022 55,000.00	54,956.53 0.00 0.00 54,958.51	249.33 0.00 405.17 155.84	1.98 0.00 1.98 157.82	157.82
14913R3A3	Caterpillar Financial Service Note 3.6% Due 08/12/2027	08/22/2022 08/24/2022 95,000.00	94,246.72 0.00 0.00 94,262.26	1,320.50 0.00 1,605.50 285.00	15.54 0.00 15.54 300.54	300.54
30231GBH4	Exxon Mobil Corp Callable Note Cont 2/19/2025 2.992% Due 03/19/2025	01/20/2021 01/22/2021 140,000.00	145,122.27 0.00 0.00 144,857.18	1,186.83 0.00 1,535.89 349.06	0.00 265.09 (265.09) 83.97	83.97

Small Cities Organized Risk Effort

Account #590

Income Earned

As of July 31, 2023



CUSIP	Security Description	Trade Date Settle Date Units	Book Value: Begin Book Value: Acq Book Value: Disp Book Value: End	Prior Accrued Inc. Received Ending Accrued Total Interest	Accr. Of Discount Amort. Of Premium Net Accret/Amort Income Earned	Total Income
3130A0F70	FHLB Note Due 12/08/2023	12/31/2018 12/31/2018 0.00	150,397.07 0.00 150,367.29 0.00	323.44 492.19 0.00 168.75	0.00 29.78 (29.78) 138.97	138.97
3130A1XJ2	FHLB Note 2.875% Due 06/14/2024	Various Various 230,000.00	231,898.66 0.00 0.00 231,730.00	312.26 0.00 863.30 551.04	0.00 168.66 (168.66) 382.38	382.38
3130A2UW4	FHLB Note 2.875% Due 09/13/2024	Various Various 200,000.00	202,801.82 0.00 0.00 202,604.42	1,725.00 0.00 2,204.16 479.16	0.00 197.40 (197.40) 281.76	281.76
3130A4CH3	FHLB Note 2.375% Due 03/14/2025	03/19/2020 03/20/2020 225,000.00	229,442.26 0.00 0.00 229,220.86	1,588.28 0.00 2,033.59 445.31	0.00 221.40 (221.40) 223.91	223.91
3130ATS57	FHLB Note 4.5% Due 03/10/2028	03/20/2023 03/21/2023 275,000.00	282,654.25 0.00 0.00 282,515.81	3,815.63 0.00 4,846.88 1,031.25	0.00 138.44 (138.44) 892.81	892.81
3130ATUC9	FHLB Note 4.5% Due 12/12/2025	02/08/2023 02/09/2023 300,000.00	301,952.26 0.00 0.00 301,884.64	712.50 0.00 1,837.50 1,125.00	0.00 67.62 (67.62) 1,057.38	1,057.38
3130AWMN7	FHLB Note 4.375% Due 06/09/2028	07/26/2023 07/27/2023 200,000.00	0.00 200,900.00 0.00 200,897.47	0.00 (388.89) 486.11 97.22	0.00 2.53 (2.53) 94.69	94.69
3133EKWV4	FFCB Note 1.85% Due 07/26/2024	08/13/2019 08/14/2019 150,000.00	150,313.23 0.00 0.00 150,288.40	1,194.79 1,387.50 38.54 231.25	0.00 24.83 (24.83) 206.42	206.42
3135G03U5	FNMA Note 0.625% Due 04/22/2025	04/22/2020 04/24/2020 105,000.00	104,921.61 0.00 0.00 104,925.29	125.78 0.00 180.47 54.69	3.68 0.00 3.68 58.37	58.37

Small Cities Organized Risk Effort

Account #590

Income Earned

As of July 31, 2023



CUSIP	Security Description	Trade Date Settle Date Units	Book Value: Begin Book Value: Acq Book Value: Disp Book Value: End	Prior Accrued Inc. Received Ending Accrued Total Interest	Accr. Of Discount Amort. Of Premium Net Accret/Amort Income Earned	Total Income
3135G04Z3	FNMA Note 0.5% Due 06/17/2025	06/17/2020 06/19/2020 260,000.00	259,788.44 0.00 0.00 259,797.58	50.56 0.00 158.89 108.33	9.14 0.00 9.14 117.47	117.47
3135G05X7	FNMA Note 0.375% Due 08/25/2025	08/25/2020 08/27/2020 220,000.00	219,556.32 0.00 0.00 219,573.82	288.75 0.00 357.50 68.75	17.50 0.00 17.50 86.25	86.25
3135G06G3	FNMA Note 0.5% Due 11/07/2025	11/09/2020 11/12/2020 215,000.00	214,636.50 0.00 0.00 214,649.60	161.25 0.00 250.83 89.58	13.10 0.00 13.10 102.68	102.68
3135G0V34	FNMA Note 2.5% Due 02/05/2024	02/27/2019 02/28/2019 125,000.00	124,941.85 0.00 0.00 124,950.08	1,267.36 0.00 1,527.78 260.42	8.23 0.00 8.23 268.65	268.65
3135G0W66	FNMA Note 1.625% Due 10/15/2024	11/08/2019 11/12/2019 175,000.00	174,618.91 0.00 0.00 174,643.94	600.35 0.00 837.33 236.98	25.03 0.00 25.03 262.01	262.01
3135G0X24	FNMA Note 1.625% Due 01/07/2025	Various Various 235,000.00	236,515.77 0.00 0.00 236,431.25	1,845.73 1,909.38 254.58 318.23	4.88 89.40 (84.52) 233.71	233.71
3137EAEPO	FHLMC Note 1.5% Due 02/12/2025	02/13/2020 02/14/2020 260,000.00	259,935.06 0.00 0.00 259,938.46	1,505.83 0.00 1,830.83 325.00	3.40 0.00 3.40 328.40	328.40
3137EAEU9	FHLMC Note 0.375% Due 07/21/2025	07/21/2020 07/23/2020 140,000.00	139,712.94 0.00 0.00 139,724.79	233.33 262.50 14.58 43.75	11.85 0.00 11.85 55.60	55.60
3137EAEX3	FHLMC Note 0.375% Due 09/23/2025	09/23/2020 09/25/2020 200,000.00	199,731.01 0.00 0.00 199,741.25	204.17 0.00 266.67 62.50	10.24 0.00 10.24 72.74	72.74

Small Cities Organized Risk Effort

Account #590

Income Earned

As of July 31, 2023



CUSIP	Security Description	Trade Date Settle Date Units	Book Value: Begin Book Value: Acq Book Value: Disp Book Value: End	Prior Accrued Inc. Received Ending Accrued Total Interest	Accr. Of Discount Amort. Of Premium Net Accret/Amort Income Earned	Total Income
3137FG6X8	FHLMC K077 A2 3.85% Due 05/25/2028	05/24/2023 05/30/2023 295,000.00	289,679.10 0.00 0.00 289,771.25	189.29 946.46 189.29 946.46	92.15 0.00 92.15 1,038.61	1,038.61
362554AC1	GM Financial Securitized Term 2021-4 A3 0.68% Due 09/16/2026	10/13/2021 10/21/2021 28,986.09	29,999.62 0.00 1,013.91 28,985.74	8.50 17.00 8.21 16.71	0.03 0.00 0.03 16.74	16.74
362585AC5	GM Financial Securitized ART 2022-2 A3 3.1% Due 02/16/2027	04/05/2022 04/13/2022 40,000.00	39,994.60 0.00 0.00 39,994.81	51.67 103.33 51.67 103.33	0.21 0.00 0.21 103.54	103.54
36265MAC9	GM Financial Auto Lease Trust 2022-1 A3 1.9% Due 03/20/2025	02/15/2022 02/23/2022 80,000.00	79,999.74 0.00 0.00 79,999.77	46.44 126.67 46.44 126.67	0.03 0.00 0.03 126.70	126.70
36266FAC3	GM Financial Auto Lease Trust 2022-2 A3 3.42% Due 06/20/2025	05/03/2022 05/11/2022 50,000.00	49,997.50 0.00 0.00 49,997.70	52.25 142.50 52.25 142.50	0.20 0.00 0.20 142.70	142.70
380146AC4	GM Financial Auto Receivables 2022-1 A3 1.26% Due 11/16/2026	01/11/2022 01/19/2022 25,000.00	24,998.77 0.00 0.00 24,998.83	13.13 26.25 13.13 26.25	0.06 0.00 0.06 26.31	26.31
43813KAC6	Honda Auto Receivables Trust 2020-3 A3 0.37% Due 10/18/2024	09/22/2020 09/29/2020 12,456.19	15,023.80 0.00 2,567.88 12,456.02	2.01 4.63 1.66 4.28	0.10 0.00 0.10 4.38	4.38
43815BAC4	Honda Auto Receivables Trust 2022-1 A3 1.88% Due 05/15/2026	02/15/2022 02/23/2022 65,000.00	64,994.32 0.00 0.00 64,994.57	54.31 101.83 54.31 101.83	0.25 0.00 0.25 102.08	102.08
43815GAC3	Honda Auto Receivables Trust 2021-4 A3 0.88% Due 01/21/2026	11/16/2021 11/24/2021 38,996.09	39,995.72 0.00 1,003.91 38,992.14	9.78 29.33 9.53 29.08	0.33 0.00 0.33 29.41	29.41

Small Cities Organized Risk Effort

Account #590

Income Earned

As of July 31, 2023



CUSIP	Security Description	Trade Date Settle Date Units	Book Value: Begin Book Value: Acq Book Value: Disp Book Value: End	Prior Accrued Inc. Received Ending Accrued Total Interest	Accr. Of Discount Amort. Of Premium Net Accret/Amort Income Earned	Total Income
43815JAC7	Honda Auto Receivables Owner 2023-1 A3 5.04% Due 04/21/2027	02/16/2023 02/24/2023 40,000.00	39,993.39 0.00 0.00 39,993.59	56.00 168.00 56.00 168.00	0.20 0.00 0.20 168.20	168.20
438516BL9	Honeywell Intl Callable Note 08/01/2026 2.5% Due 11/01/2026	12/15/2022 12/19/2022 180,000.00	169,845.81 0.00 0.00 170,104.04	750.00 0.00 1,125.00 375.00	258.23 0.00 258.23 633.23	633.23
438516CJ3	Honeywell Intl Callable Note Cont 01/15/2028 4.95% Due 02/15/2028	02/13/2023 02/15/2023 180,000.00	183,731.50 0.00 0.00 183,661.78	3,366.00 0.00 4,108.50 742.50	0.00 69.72 (69.72) 672.78	672.78
448977AD0	Hyundai Auto Receivables Trust 2022-A A3 2.22% Due 10/15/2026	03/09/2022 03/16/2022 35,000.00	34,999.19 0.00 0.00 34,999.22	34.53 64.75 34.53 64.75	0.03 0.00 0.03 64.78	64.78
44933LAC7	Hyundai Auto Receivables Trust 2021-A A3 0.38% Due 09/15/2025	04/20/2021 04/28/2021 26,864.55	29,593.65 0.00 2,729.99 26,863.82	5.00 9.37 4.54 8.91	0.16 0.00 0.16 9.07	9.07
44934KAC8	Hyundai Auto Receivables Trust 2021-B A3 0.38% Due 01/15/2026	07/20/2021 07/28/2021 80,082.13	86,395.39 0.00 6,320.62 80,075.79	14.59 27.36 13.52 26.29	1.02 0.00 1.02 27.31	27.31
44935FAD6	Hyundai Auto Receivables Trust 2021-C A3 0.74% Due 05/15/2026	11/09/2021 11/17/2021 29,335.31	29,996.73 0.00 664.69 29,332.29	9.87 18.50 9.65 18.28	0.25 0.00 0.25 18.53	18.53
4581X0DZ8	Inter-American Dev Bank Note 0.5% Due 09/23/2024	09/15/2021 09/23/2021 190,000.00	189,942.27 0.00 0.00 189,946.25	258.61 0.00 337.78 79.17	3.98 0.00 3.98 83.15	83.15
4581X0EE4	Inter-American Dev Bank Note 3.25% Due 07/01/2024	06/22/2022 07/01/2022 85,000.00	84,995.74 0.00 0.00 84,996.10	1,381.25 1,381.25 230.21 230.21	0.36 0.00 0.36 230.57	230.57

Small Cities Organized Risk Effort

Account #590

Income Earned

As of July 31, 2023



CUSIP	Security Description	Trade Date Settle Date Units	Book Value: Begin Book Value: Acq Book Value: Disp Book Value: End	Prior Accrued Inc. Received Ending Accrued Total Interest	Accr. Of Discount Amort. Of Premium Net Accret/Amort Income Earned	Total Income
459058JB0	Intl. Bank Recon & Development Note 0.625% Due 04/22/2025	04/15/2020 04/22/2020 130,000.00	129,817.88 0.00 0.00 129,826.42	155.73 0.00 223.44 67.71	8.54 0.00 8.54 76.25	76.25
459058JL8	Intl. Bank Recon & Development Note 0.5% Due 10/28/2025	10/21/2020 10/28/2020 180,000.00	179,905.32 0.00 0.00 179,908.77	157.50 0.00 232.50 75.00	3.45 0.00 3.45 78.45	78.45
45950KDD9	International Finance Corp Note 4.5% Due 07/13/2028	07/06/2023 07/13/2023 85,000.00	0.00 84,905.65 0.00 84,906.63	0.00 0.00 191.25 191.25	0.98 0.00 0.98 192.23	192.23
46647PAU0	JP Morgan Chase & Co Callable Note 1X 7/23/2023 Due 07/23/2024	09/12/2019 09/16/2019 0.00	150,124.09 0.00 150,000.00 0.00	2,499.69 2,847.75 0.00 348.06	0.00 124.09 (124.09) 223.97	223.97
46647PBK1	JP Morgan Chase & Co Callable Note Cont 4/22/2025 2.083% Due 04/22/2026	09/16/2021 09/20/2021 50,000.00	50,804.55 0.00 0.00 50,766.82	199.62 0.00 286.41 86.79	0.00 37.73 (37.73) 49.06	49.06
47787JAC2	John Deere Owner Trust 2022-A A3 2.32% Due 09/16/2026	03/10/2022 03/16/2022 50,000.00	49,993.02 0.00 0.00 49,993.29	51.56 96.67 51.56 96.67	0.27 0.00 0.27 96.94	96.94
47787NAC3	John Deere Owner Trust 2020-B A3 0.51% Due 11/15/2024	07/14/2020 07/22/2020 1,052.47	1,385.32 0.00 332.88 1,052.45	0.31 0.59 0.24 0.52	0.01 0.00 0.01 0.53	0.53
47788UAC6	John Deere Owner Trust 2021-A A3 0.36% Due 09/15/2025	03/02/2021 03/10/2021 23,807.90	25,428.15 0.00 1,622.00 23,806.37	4.07 7.63 3.81 7.37	0.22 0.00 0.22 7.59	7.59
47789QAC4	John Deere Owner Trust 2021-B A3 0.52% Due 03/16/2026	07/13/2021 07/21/2021 41,350.47	43,267.09 0.00 1,918.42 41,348.83	10.00 18.75 9.56 18.31	0.16 0.00 0.16 18.47	18.47

Small Cities Organized Risk Effort

Income Earned



Account #590

As of July 31, 2023

CUSIP	Security Description	Trade Date Settle Date Units	Book Value: Begin Book Value: Acq Book Value: Disp Book Value: End	Prior Accrued Inc. Received Ending Accrued Total Interest	Accr. Of Discount Amort. Of Premium Net Accret/Amort Income Earned	Total Income
477920AC6	John Deere Owner Trust 2023-B A3 5.18% Due 03/15/2028	06/21/2023 06/28/2023 50,000.00	49,991.68 0.00 0.00 49,991.87	21.58 0.00 237.42 215.84	0.19 0.00 0.19 216.03	216.03
47800AAC4	John Deere Owner Trust 2022-B A3 3.74% Due 02/16/2027	07/12/2022 07/20/2022 50,000.00	49,996.49 0.00 0.00 49,996.61	83.11 155.83 83.11 155.83	0.12 0.00 0.12 155.95	155.95
47800CAC0	John Deere Owner Trust 2023-A A3 5.01% Due 11/15/2027	02/22/2023 03/02/2023 75,000.00	74,987.30 0.00 0.00 74,987.55	167.00 313.13 167.00 313.13	0.25 0.00 0.25 313.38	313.38
57636QAW4	MasterCard Inc Callable Note Cont 2/9/28 4.875% Due 03/09/2028	03/06/2023 03/09/2023 95,000.00	94,913.60 0.00 0.00 94,915.16	1,440.83 0.00 1,826.77 385.94	1.56 0.00 1.56 387.50	387.50
58768PAC8	Mercedes-Benz Auto Receivables 2022-1 A3 5.21% Due 08/16/2027	11/15/2022 11/22/2022 120,000.00	119,980.39 0.00 0.00 119,980.97	277.87 521.00 277.87 521.00	0.58 0.00 0.58 521.58	521.58
58769KAD6	Mercedes-Benz Auto Lease Trust 2021-B A3 0.4% Due 11/15/2024	06/22/2021 06/29/2021 34,332.60	40,322.72 0.00 5,990.77 34,332.13	7.17 13.44 6.10 12.37	0.18 0.00 0.18 12.55	12.55
58770AAC7	Mercedes-Benz Auto Receivable 2023-1 A3 4.51% Due 11/15/2027	01/18/2023 01/25/2023 30,000.00	29,996.85 0.00 0.00 29,996.93	60.13 112.75 60.13 112.75	0.08 0.00 0.08 112.83	112.83
61772BAB9	Morgan Stanley Callable Note Cont 5/4/2026 1.593% Due 05/04/2027	Various Various 150,000.00	137,320.25 0.00 0.00 137,600.41	378.34 0.00 577.46 199.12	280.16 0.00 280.16 479.28	479.28
63743HFE7	National Rural Utilities Note 3.45% Due 06/15/2025	Various Various 85,000.00	84,843.14 0.00 0.00 84,849.94	130.34 0.00 374.71 244.37	6.80 0.00 6.80 251.17	251.17

Small Cities Organized Risk Effort

Account #590

Income Earned

As of July 31, 2023



CUSIP	Security Description	Trade Date Settle Date Units	Book Value: Begin Book Value: Acq Book Value: Disp Book Value: End	Prior Accrued Inc. Received Ending Accrued Total Interest	Accr. Of Discount Amort. Of Premium Net Accret/Amort Income Earned	Total Income
74340XBN0	Prologis LP Callable Note Cont 2/15/2027 2.125% Due 04/15/2027	11/09/2022 11/14/2022 160,000.00	143,702.95 0.00 0.00 144,067.98	717.78 0.00 1,001.11 283.33	365.03 0.00 365.03 648.36	648.36
747525AF0	Qualcomm Inc Callable Note Cont 2/20/2025 3.45% Due 05/20/2025	05/27/2020 05/29/2020 140,000.00	145,949.52 0.00 0.00 145,681.83	550.08 0.00 952.58 402.50	0.00 267.69 (267.69) 134.81	134.81
756109BG8	Realty Income Corp Calllible Note Cont 5/15/2027 3.95% Due 08/15/2027	01/05/2023 01/09/2023 200,000.00	193,192.05 0.00 0.00 193,332.19	2,984.44 0.00 3,642.78 658.34	140.14 0.00 140.14 798.48	798.48
78015K7H1	Royal Bank of Canada Note 1.15% Due 06/10/2025	12/22/2021 12/27/2021 150,000.00	149,206.11 0.00 0.00 149,240.77	100.63 0.00 244.38 143.75	34.66 0.00 34.66 178.41	178.41
79466LAG9	Salesforce.com Inc Callable Note Cont 7/15/2022 0.625% Due 07/15/2024	06/29/2021 07/12/2021 25,000.00	24,995.59 0.00 0.00 24,995.95	72.05 78.13 6.94 13.02	0.36 0.00 0.36 13.38	13.38
808513BY0	Charles Schwab Corp Callable Note Cont 2/3/2027 2.45% Due 03/03/2027	Various Various 150,000.00	148,297.41 0.00 0.00 148,336.77	1,204.59 0.00 1,510.83 306.24	39.36 0.00 39.36 345.60	345.60
857477BR3	State Street Bank Callable Note Cont 2/6/2025 1.746% Due 02/06/2026	02/02/2022 02/07/2022 40,000.00	40,000.00 0.00 0.00 40,000.00	281.30 0.00 339.50 58.20	0.00 0.00 0.00 58.20	58.20
87612EBM7	Target Corp Callable Note Cont 12/15/2026 1.95% Due 01/15/2027	01/19/2022 01/24/2022 70,000.00	69,915.25 0.00 0.00 69,917.28	629.42 682.50 60.67 113.75	2.03 0.00 2.03 115.78	115.78
89114QCB2	Toronto Dominion Bank Note 3.25% Due 03/11/2024	03/26/2019 03/28/2019 135,000.00	135,257.27 0.00 0.00 135,225.87	1,340.63 0.00 1,706.25 365.62	0.00 31.40 (31.40) 334.22	334.22



CUSIP	Security Description	Trade Date Settle Date Units	Book Value: Begin Book Value: Acq Book Value: Disp Book Value: End	Prior Accrued Inc. Received Ending Accrued Total Interest	Accr. Of Discount Amort. Of Premium Net Accret/Amort Income Earned	Total Income
89236TJK2	Toyota Motor Credit Corp Note 1.125% Due 06/18/2026	06/15/2021 06/18/2021 130,000.00	129,966.07 0.00 0.00 129,967.05	52.81 0.00 174.69 121.88	0.98 0.00 0.98 122.86	122.86
89237VAB5	Toyota Auto Receivables Trust 2020-C A3 0.44% Due 10/15/2024	07/21/2020 07/27/2020 5,049.72	7,237.48 0.00 2,187.93 5,049.61	1.42 2.65 0.99 2.22	0.06 0.00 0.06 2.28	2.28
89238FAD5	Toyota Auto Receivables OT 2022-B A3 2.93% Due 09/15/2026	04/07/2022 04/13/2022 45,000.00	44,999.34 0.00 0.00 44,999.37	58.60 109.88 58.60 109.88	0.03 0.00 0.03 109.91	109.91
89240BAC2	Toyota Auto Receivables Owners 2021-A A3 0.26% Due 05/15/2025	02/02/2021 02/08/2021 10,804.70	12,105.80 0.00 1,301.61 10,804.30	1.40 2.62 1.25 2.47	0.11 0.00 0.11 2.58	2.58
9128283F5	US Treasury Note 2.25% Due 11/15/2027	01/05/2023 01/06/2023 200,000.00	186,375.56 0.00 0.00 186,639.87	574.73 0.00 953.80 379.07	264.31 0.00 264.31 643.38	643.38
9128283J7	US Treasury Note 2.125% Due 11/30/2024	Various Various 275,000.00	276,354.65 0.00 0.00 276,273.58	494.97 0.00 989.92 494.95	0.00 81.07 (81.07) 413.88	413.88
9128283W8	US Treasury Note 2.75% Due 02/15/2028	03/08/2023 03/09/2023 230,000.00	214,673.32 0.00 0.00 214,954.46	2,376.24 0.00 2,917.89 541.65	281.14 0.00 281.14 822.79	822.79
912828J27	US Treasury Note 2% Due 02/15/2025	03/04/2020 03/05/2020 175,000.00	178,588.21 0.00 0.00 178,401.26	1,314.92 0.00 1,614.64 299.72	0.00 186.95 (186.95) 112.77	112.77
912828V98	US Treasury Note 2.25% Due 02/15/2027	02/06/2023 02/07/2023 200,000.00	188,901.49 0.00 0.00 189,161.15	1,690.61 0.00 2,075.97 385.36	259.66 0.00 259.66 645.02	645.02



CUSIP	Security Description	Trade Date Settle Date Units	Book Value: Begin Book Value: Acq Book Value: Disp Book Value: End	Prior Accrued Inc. Received Ending Accrued Total Interest	Accr. Of Discount Amort. Of Premium Net Accret/Amort Income Earned	Total Income
912828WJ5	US Treasury Note 2.5% Due 05/15/2024	06/10/2019 06/11/2019 150,000.00	150,733.12 0.00 0.00 150,661.88	478.94 0.00 794.84 315.90	0.00 71.24 (71.24) 244.66	244.66
912828YH7	US Treasury Note 1.5% Due 09/30/2024	Various Various 300,000.00	299,358.34 0.00 0.00 299,401.86	1,131.15 0.00 1,512.29 381.14	43.52 0.00 43.52 424.66	424.66
912828ZC7	US Treasury Note 1.125% Due 02/28/2025	03/19/2020 03/20/2020 50,000.00	50,334.03 0.00 0.00 50,317.00	188.01 0.00 235.39 47.38	0.00 17.03 (17.03) 30.35	30.35
91282CAZ4	US Treasury Note 0.375% Due 11/30/2025	12/29/2020 12/30/2020 300,000.00	300,046.09 0.00 0.00 300,044.47	95.29 0.00 190.57 95.28	0.00 1.62 (1.62) 93.66	93.66
91282CBC4	US Treasury Note 0.375% Due 12/31/2025	01/27/2021 01/28/2021 125,000.00	124,940.43 0.00 0.00 124,942.45	1.27 0.00 40.76 39.49	2.02 0.00 2.02 41.51	41.51
91282CBT7	US Treasury Note 0.75% Due 03/31/2026	03/30/2021 03/31/2021 300,000.00	298,679.11 0.00 0.00 298,719.89	565.57 0.00 756.15 190.58	40.78 0.00 40.78 231.36	231.36
91282CBW0	US Treasury Note 0.75% Due 04/30/2026	04/29/2021 04/30/2021 150,000.00	149,439.27 0.00 0.00 149,456.08	189.54 0.00 284.31 94.77	16.81 0.00 16.81 111.58	111.58
91282CCP4	US Treasury Note 0.625% Due 07/31/2026	08/10/2021 08/11/2021 125,000.00	124,263.90 0.00 0.00 124,284.17	325.88 390.63 2.12 66.87	20.27 0.00 20.27 87.14	87.14
91282CCW9	US Treasury Note 0.75% Due 08/31/2026	Various Various 350,000.00	347,567.45 0.00 0.00 347,632.62	877.38 0.00 1,098.51 221.13	65.17 0.00 65.17 286.30	286.30

Income Earned

As of July 31, 2023



CUSIP	Security Description	Trade Date Settle Date Units	Book Value: Begin Book Value: Acq Book Value: Disp Book Value: End	Prior Accrued Inc. Received Ending Accrued Total Interest	Accr. Of Discount Amort. Of Premium Net Accret/Amort Income Earned	Total Income
91282CDG3	US Treasury Note 1.125% Due 10/31/2026	Various Various 325,000.00	323,560.61 0.00 0.00 323,597.23	616.00 0.00 924.00 308.00	36.62 0.00 36.62 344.62	344.62
91282CEF4	US Treasury Note 2.5% Due 03/31/2027	09/27/2022 09/28/2022 200,000.00	188,127.88 0.00 0.00 188,396.72	1,256.83 0.00 1,680.33 423.50	268.84 0.00 268.84 692.34	692.34
91282CEN7	US Treasury Note 2.75% Due 04/30/2027	Various Various 340,000.00	333,873.23 0.00 0.00 334,008.99	1,575.27 0.00 2,362.91 787.64	135.76 0.00 135.76 923.40	923.40
91282CEW7	US Treasury Note 3.25% Due 06/30/2027	08/03/2022 08/04/2022 175,000.00	177,006.13 0.00 0.00 176,963.53	15.46 0.00 494.57 479.11	0.00 42.60 (42.60) 436.51	436.51
91282CFH9	US Treasury Note 3.125% Due 08/31/2027	09/08/2022 09/09/2022 120,000.00	118,904.52 0.00 0.00 118,926.83	1,253.40 0.00 1,569.29 315.89	22.31 0.00 22.31 338.20	338.20
91282CFM8	US Treasury Note 4.125% Due 09/30/2027	10/28/2022 10/31/2022 150,000.00	149,594.71 0.00 0.00 149,602.80	1,555.33 0.00 2,079.41 524.08	8.09 0.00 8.09 532.17	532.17
91282CFP1	US Treasury Note 4.25% Due 10/15/2025	12/15/2022 12/16/2022 220,000.00	221,078.25 0.00 0.00 221,038.31	1,967.08 0.00 2,759.02 791.94	0.00 39.94 (39.94) 752.00	752.00
91282CFU0	US Treasury Note 4.125% Due 10/31/2027	12/15/2022 12/16/2022 220,000.00	223,874.82 0.00 0.00 223,798.94	1,528.94 0.00 2,293.41 764.47	0.00 75.88 (75.88) 688.59	688.59
91282CGC9	US Treasury Note 3.875% Due 12/31/2027	01/19/2023 01/20/2023 180,000.00	182,886.64 0.00 0.00 182,832.21	18.95 0.00 606.52 587.57	0.00 54.43 (54.43) 533.14	533.14

Small Cities Organized Risk Effort

Account #590

Income Earned

As of July 31, 2023



CUSIP	Security Description	Trade Date Settle Date Units	Book Value: Begin Book Value: Acq Book Value: Disp Book Value: End	Prior Accrued Inc. Received Ending Accrued Total Interest	Accr. Of Discount Amort. Of Premium Net Accret/Amort Income Earned	Total Income
91282CGH8	US Treasury Note 3.5% Due 01/31/2028	02/27/2023 02/28/2023 220,000.00	213,595.31 0.00 0.00 213,713.85	3,211.88 3,850.00 20.92 659.04	118.54 0.00 118.54 777.58	777.58
91282CGT2	US Treasury Note 3.625% Due 03/31/2028	06/28/2023 06/29/2023 200,000.00	196,347.96 0.00 0.00 196,413.21	1,822.40 0.00 2,436.48 614.08	65.25 0.00 65.25 679.33	679.33
91282CHA2	US Treasury Note 3.5% Due 04/30/2028	05/15/2023 05/16/2023 220,000.00	220,268.01 0.00 0.00 220,263.31	1,297.28 0.00 1,945.92 648.64	0.00 4.70 (4.70) 643.94	643.94
91282CHE4	US Treasury Note 3.625% Due 05/31/2028	06/15/2023 06/16/2023 180,000.00	177,392.09 0.00 0.00 177,437.10	552.66 0.00 1,105.33 552.67	45.01 0.00 45.01 597.68	597.68
91324PEC2	United Health Group Inc Callable Note Cont 4/15/2026 1.15% Due 05/15/2026	Various Various 175,000.00	173,705.73 0.00 0.00 173,743.93	257.15 0.00 424.87 167.72	39.91 1.71 38.20 205.92	205.92
92348KAV5	Verizon Master Trust 2022-5 A1A 3.72% Due 07/20/2027	08/02/2022 08/11/2022 45,000.00	44,998.65 0.00 0.00 44,998.71	51.15 139.50 51.15 139.50	0.06 0.00 0.06 139.56	139.56
931142ERO	Wal-Mart Stores Callable Note Cont 08/17/2026 1.05% Due 09/17/2026	09/08/2021 09/17/2021 30,000.00	29,963.55 0.00 0.00 29,964.51	91.00 0.00 117.25 26.25	0.96 0.00 0.96 27.21	27.21
931142EX7	Wal-Mart Stores Callable Note Cont 09/09/2027 3.95% Due 09/09/2027	Various 09/09/2022 50,000.00	49,933.84 0.00 0.00 49,935.19	614.44 0.00 779.03 164.59	1.35 0.00 1.35 165.94	165.94
			15,117,693.75	74,243.89	3,427.61	
			315,800.33	18,312.64	2,690.12	
			335,033.82	85,782.26	737.49	
Total Fixed Income		15,189,499.62	15,099,197.75	29,851.01	30,588.50	30,588.50

Income Earned

As of July 31, 2023



CUSIP	Security Description	Trade Date Settle Date Units	Book Value: Begin Book Value: Acq Book Value: Disp Book Value: End	Prior Accrued Inc. Received Ending Accrued Total Interest	Accr. Of Discount Amort. Of Premium Net Accret/Amort Income Earned	Total Income
CASH & EQUIVALENT						
3130AJHU6	FHLB Note 0.5% Due 04/14/2025	06/04/2020 06/05/2020 150,000.00	149,926.68 0.00 0.00 149,930.16	160.42 0.00 222.92 62.50	3.48 0.00 3.48 65.98	65.98
31846V203	First American Govt Obligation Fund Class Y	Various Various 139,417.04	103,202.34 322,513.41 286,298.71 139,417.04	0.00 422.53 0.00 422.53	0.00 0.00 0.00 422.53	422.53
			253,129.02	160.42	3.48	
			322,513.41	422.53	0.00	
			286,298.71	222.92	3.48	
Total Cash & Equivalent		289,417.04	289,347.20	485.03	488.51	488.51
			15,370,822.77	74,404.31	3,431.09	
			638,313.74	18,735.17	2,690.12	
			621,332.53	86,005.18	740.97	
TOTAL PORTFOLIO		15,478,916.66	15,388,544.95	30,336.04	31,077.01	31,077.01



Payment Date	Transaction Type	CUSIP	Quantity	Security Description	Principal Amount	Income	Total Amount
08/05/2023	Interest	3135G0V34	125,000.00	FNMA Note 2.5% Due 2/5/2024	0.00	1,562.50	1,562.50
08/06/2023	Interest	857477BR3	40,000.00	State Street Bank Callable Note Cont 2/6/2025 1.746% Due 2/6/2026	0.00	349.20	349.20
08/12/2023	Interest	3137EAEP0	260,000.00	FHLMC Note 1.5% Due 2/12/2025	0.00	1,950.00	1,950.00
08/12/2023	Interest	14913R3A3	95,000.00	Caterpillar Financial Service Note 3.6% Due 8/12/2027	0.00	1,710.00	1,710.00
08/15/2023	Interest	756109BG8	200,000.00	Realty Income Corp Calllable Note Cont 5/15/2027 3.95% Due 8/15/2027	0.00	3,950.00	3,950.00
08/15/2023	Interest	438516CJ3	180,000.00	Honeywell Intl Callable Note Cont 01/15/2028 4.95% Due 2/15/2028	0.00	4,455.00	4,455.00
08/15/2023	Interest	912828J27	175,000.00	US Treasury Note 2% Due 2/15/2025	0.00	1,750.00	1,750.00
08/15/2023	Interest	9128283W8	230,000.00	US Treasury Note 2.75% Due 2/15/2028	0.00	3,162.50	3,162.50
08/15/2023	Interest	912828V98	200,000.00	US Treasury Note 2.25% Due 2/15/2027	0.00	2,250.00	2,250.00
08/15/2023	Paydown	44935FAD6	29,335.31	Hyundai Auto Receivables Trust 2021-C A3 0.74% Due 5/15/2026	1,627.43	18.09	1,645.52
08/15/2023	Paydown	47787JAC2	50,000.00	John Deere Owner Trust 2022-A A3 2.32% Due 9/16/2026	0.00	96.67	96.67
08/15/2023	Paydown	477920AC6	50,000.00	John Deere Owner Trust 2023-B A3 5.18% Due 3/15/2028	0.00	338.14	338.14
08/15/2023	Paydown	47800CAC0	75,000.00	John Deere Owner Trust 2023-A A3 5.01% Due 11/15/2027	1,294.40	313.13	1,607.53
08/15/2023	Paydown	47787NAC3	1,052.47	John Deere Owner Trust 2020-B A3 0.51% Due 11/15/2024	175.24	0.45	175.69
08/15/2023	Paydown	47789QAC4	41,350.47	John Deere Owner Trust 2021-B A3 0.52% Due 3/16/2026	2,065.72	17.92	2,083.64
08/15/2023	Paydown	58769KAD6	34,332.60	Mercedes-Benz Auto Lease Trust 2021-B A3 0.4% Due 11/15/2024	5,720.79	11.44	5,732.23
08/15/2023	Paydown	58770AAC7	30,000.00	Mercedes-Benz Auto Receivable 2023-1 A3 4.51% Due 11/15/2027	0.00	112.75	112.75



Payment Date	Transaction Type	CUSIP	Quantity	Security Description	Principal Amount	Income	Total Amount
08/15/2023	Paydown	89237VAB5	5,049.72	Toyota Auto Receivables Trust 2020-C A3 0.44% Due 10/15/2024	335.79	1.85	337.64
08/15/2023	Paydown	89238FAD5	45,000.00	Toyota Auto Receivables OT 2022-B A3 2.93% Due 9/15/2026	0.00	109.88	109.88
08/15/2023	Paydown	89240BAC2	10,804.70	Toyota Auto Receivables Owners 2021-A A3 0.26% Due 5/15/2025	1,349.05	2.34	1,351.39
08/15/2023	Paydown	44934KAC8	80,082.13	Hyundai Auto Receivables Trust 2021-B A3 0.38% Due 1/15/2026	5,716.74	25.36	5,742.10
08/15/2023	Paydown	47788UAC6	23,807.90	John Deere Owner Trust 2021-A A3 0.36% Due 9/15/2025	1,583.59	7.14	1,590.73
08/15/2023	Paydown	58768PAC8	120,000.00	Mercedes-Benz Auto Receivables 2022-1 A3 5.21% Due 8/16/2027	0.00	521.00	521.00
08/15/2023	Paydown	43815BAC4	65,000.00	Honda Auto Receivables Trust 2022-1 A3 1.88% Due 5/15/2026	0.00	101.83	101.83
08/15/2023	Paydown	448977AD0	35,000.00	Hyundai Auto Receivables Trust 2022-A A3 2.22% Due 10/15/2026	0.00	64.75	64.75
08/15/2023	Paydown	44933LAC7	26,864.55	Hyundai Auto Receivables Trust 2021-A A3 0.38% Due 9/15/2025	2,682.53	8.51	2,691.04
08/15/2023	Paydown	47800AAC4	50,000.00	John Deere Owner Trust 2022-B A3 3.74% Due 2/16/2027	0.00	155.83	155.83
08/16/2023	Paydown	362554AC1	28,986.09	GM Financial Securitized Term 2021-4 A3 0.68% Due 9/16/2026	1,446.09	16.43	1,462.52
08/16/2023	Paydown	362585AC5	40,000.00	GM Financial Securitized ART 2022-2 A3 3.1% Due 2/16/2027	0.00	103.33	103.33
08/16/2023	Paydown	380146AC4	25,000.00	GM Financial Auto Receivables 2022-1 A3 1.26% Due 11/16/2026	0.00	26.25	26.25
08/18/2023	Paydown	43813KAC6	12,456.19	Honda Auto Receivables Trust 2020-3 A3 0.37% Due 10/18/2024	3,112.61	3.84	3,116.45
08/20/2023	Paydown	36266FAC3	50,000.00	GM Financial Auto Lease Trust 2022-2 A3 3.42% Due 6/20/2025	0.00	142.50	142.50
08/20/2023	Paydown	92348KAV5	45,000.00	Verizon Master Trust 2022-5 A1A 3.72% Due 7/20/2027	0.00	139.50	139.50
08/20/2023	Paydown	36265MAC9	80,000.00	GM Financial Auto Lease Trust 2022-1 A3 1.9% Due 3/20/2025	0.00	126.67	126.67



Payment Date	Transaction Type	CUSIP	Quantity	Security Description	Principal Amount	Income	Total Amount
08/21/2023	Paydown	43815GAC3	38,996.09	Honda Auto Receivables Trust 2021-4 A3 0.88% Due 1/21/2026	2,048.12	28.60	2,076.72
08/21/2023	Paydown	43815JAC7	40,000.00	Honda Auto Receivables Owner 2023-1 A3 5.04% Due 4/21/2027	0.00	168.00	168.00
08/25/2023	Interest	3135G05X7	220,000.00	FNMA Note 0.375% Due 8/25/2025	0.00	412.50	412.50
08/25/2023	Paydown	3137FG6X8	295,000.00	FHLMC K077 A2 3.85% Due 5/25/2028	4,573.81	946.46	5,520.27
08/25/2023	Paydown	09690AAC7	12,524.69	BMW Vehicle Lease Trust 2021-2 A3 0.33% Due 12/26/2024	2,503.73	3.44	2,507.17
08/25/2023	Paydown	05592XAD2	30,000.00	BMW Vehicle Owner Trust 2023-A A3 5.47% Due 2/25/2028	0.00	168.66	168.66
08/25/2023	Paydown	05601XAC3	28,856.71	BMW Vehicle Lease Trust 2022-1 A3 1.1% Due 3/25/2025	3,552.12	26.45	3,578.57
08/25/2023	Paydown	05593AAC3	20,000.00	BMW Vehicle Lease Trust 2023-1 A3 5.16% Due 11/25/2025	0.00	86.00	86.00
08/25/2023	Paydown	05602RAD3	40,000.00	BMW Vehicle Owner Trust 2022-A A3 3.21% Due 8/25/2026	0.00	107.00	107.00
08/31/2023	Interest	912828ZC7	50,000.00	US Treasury Note 1.125% Due 2/28/2025	0.00	281.25	281.25
08/31/2023	Interest	91282CCW9	350,000.00	US Treasury Note 0.75% Due 8/31/2026	0.00	1,312.50	1,312.50
08/31/2023	Interest	91282CFH9	120,000.00	US Treasury Note 3.125% Due 8/31/2027	0.00	1,875.00	1,875.00
AUG 2023					39,787.76	29,020.66	68,808.42
09/03/2023	Interest	808513BY0	150,000.00	Charles Schwab Corp Callable Note Cont 2/3/2027 2.45% Due 3/3/2027	0.00	1,837.50	1,837.50
09/09/2023	Interest	57636QAW4	95,000.00	MasterCard Inc Callable Note Cont 2/9/28 4.875% Due 3/9/2028	0.00	2,315.63	2,315.63
09/09/2023	Interest	931142EX7	50,000.00	Wal-Mart Stores Callable Note Cont 09/09/2027 3.95% Due 9/9/2027	0.00	987.50	987.50
09/10/2023	Interest	3130ATS57	275,000.00	FHLB Note 4.5% Due 3/10/2028	0.00	6,187.50	6,187.50

Small Cities Organized Risk Effort

Cash Flow Report



Account #590

As of July 31, 2023

Payment Date	Transaction Type	CUSIP	Quantity	Security Description	Principal Amount	Income	Total Amount
09/11/2023	Interest	89114QCB2	135,000.00	Toronto Dominion Bank Note 3.25% Due 3/11/2024	0.00	2,193.75	2,193.75
09/13/2023	Interest	3130A2UW4	200,000.00	FHLB Note 2.875% Due 9/13/2024	0.00	2,875.00	2,875.00
09/14/2023	Interest	3130A4CH3	225,000.00	FHLB Note 2.375% Due 3/14/2025	0.00	2,671.88	2,671.88
09/15/2023	Interest	00440EAS6	140,000.00	Chubb INA Holdings Inc Note 3.15% Due 3/15/2025	0.00	2,205.00	2,205.00
09/15/2023	Interest	084664CZ2	115,000.00	Berkshire Hathaway Callable Note Cont 2/15/2027 2.3% Due 3/15/2027	0.00	1,322.50	1,322.50
09/15/2023	Interest	09247XAN1	190,000.00	Blackrock Inc Note 3.2% Due 3/15/2027	0.00	3,040.00	3,040.00
09/15/2023	Paydown	477920AC6	50,000.00	John Deere Owner Trust 2023-B A3 5.18% Due 3/15/2028	0.00	215.83	215.83
09/15/2023	Paydown	47800CAC0	75,000.00	John Deere Owner Trust 2023-A A3 5.01% Due 11/15/2027	1,299.81	307.72	1,607.53
09/15/2023	Paydown	58769KAD6	34,332.60	Mercedes-Benz Auto Lease Trust 2021-B A3 0.4% Due 11/15/2024	5,721.31	9.54	5,730.85
09/15/2023	Paydown	448977AD0	35,000.00	Hyundai Auto Receivables Trust 2022-A A3 2.22% Due 10/15/2026	0.00	64.75	64.75
09/15/2023	Paydown	44935FAD6	29,335.31	Hyundai Auto Receivables Trust 2021-C A3 0.74% Due 5/15/2026	1,627.70	17.09	1,644.79
09/15/2023	Paydown	47787JAC2	50,000.00	John Deere Owner Trust 2022-A A3 2.32% Due 9/16/2026	0.00	96.67	96.67
09/15/2023	Paydown	47800AAC4	50,000.00	John Deere Owner Trust 2022-B A3 3.74% Due 2/16/2027	0.00	155.83	155.83
09/15/2023	Paydown	44933LAC7	26,864.55	Hyundai Auto Receivables Trust 2021-A A3 0.38% Due 9/15/2025	2,683.40	7.66	2,691.06
09/15/2023	Paydown	47787NAC3	1,052.47	John Deere Owner Trust 2020-B A3 0.51% Due 11/15/2024	175.31	0.37	175.68
09/15/2023	Paydown	47788UAC6	23,807.90	John Deere Owner Trust 2021-A A3 0.36% Due 9/15/2025	1,584.10	6.67	1,590.77
09/15/2023	Paydown	47789QAC4	41,350.47	John Deere Owner Trust 2021-B A3 0.52% Due 3/16/2026	2,065.92	17.02	2,082.94

Small Cities Organized Risk Effort

Cash Flow Report



Account #590

As of July 31, 2023

Payment Date	Transaction Type	CUSIP	Quantity	Security Description	Principal Amount	Income	Total Amount
09/15/2023	Paydown	58770AAC7	30,000.00	Mercedes-Benz Auto Receivable 2023-1 A3 4.51% Due 11/15/2027	0.00	112.75	112.75
09/15/2023	Paydown	89240BAC2	10,804.70	Toyota Auto Receivables Owners 2021-A A3 0.26% Due 5/15/2025	1,349.49	2.05	1,351.54
09/15/2023	Paydown	43815BAC4	65,000.00	Honda Auto Receivables Trust 2022-1 A3 1.88% Due 5/15/2026	0.00	101.83	101.83
09/15/2023	Paydown	44934KAC8	80,082.13	Hyundai Auto Receivables Trust 2021-B A3 0.38% Due 1/15/2026	5,717.27	23.55	5,740.82
09/15/2023	Paydown	58768PAC8	120,000.00	Mercedes-Benz Auto Receivables 2022-1 A3 5.21% Due 8/16/2027	0.00	521.00	521.00
09/15/2023	Paydown	89237VAB5	5,049.72	Toyota Auto Receivables Trust 2020-C A3 0.44% Due 10/15/2024	335.91	1.73	337.64
09/15/2023	Paydown	89238FAD5	45,000.00	Toyota Auto Receivables OT 2022-B A3 2.93% Due 9/15/2026	0.00	109.88	109.88
09/16/2023	Paydown	362585AC5	40,000.00	GM Financial Securitized ART 2022-2 A3 3.1% Due 2/16/2027	0.00	103.33	103.33
09/16/2023	Paydown	362554AC1	28,986.09	GM Financial Securitized Term 2021-4 A3 0.68% Due 9/16/2026	1,446.43	15.61	1,462.04
09/16/2023	Paydown	380146AC4	25,000.00	GM Financial Auto Receivables 2022-1 A3 1.26% Due 11/16/2026	1,139.13	26.25	1,165.38
09/17/2023	Interest	931142ER0	30,000.00	Wal-Mart Stores Callable Note Cont 08/17/2026 1.05% Due 9/17/2026	0.00	157.50	157.50
09/18/2023	Paydown	43813KAC6	12,456.19	Honda Auto Receivables Trust 2020-3 A3 0.37% Due 10/18/2024	3,113.57	2.88	3,116.45
09/19/2023	Interest	30231GBH4	140,000.00	Exxon Mobil Corp Callable Note Cont 2/19/2025 2.992% Due 3/19/2025	0.00	2,094.40	2,094.40
09/20/2023	Paydown	36265MAC9	80,000.00	GM Financial Auto Lease Trust 2022-1 A3 1.9% Due 3/20/2025	9,847.59	126.67	9,974.26
09/20/2023	Paydown	36266FAC3	50,000.00	GM Financial Auto Lease Trust 2022-2 A3 3.42% Due 6/20/2025	0.00	142.50	142.50
09/20/2023	Paydown	92348KAV5	45,000.00	Verizon Master Trust 2022-5 A1A 3.72% Due 7/20/2027	0.00	139.50	139.50
09/21/2023	Paydown	43815JAC7	40,000.00	Honda Auto Receivables Owner 2023-1 A3 5.04% Due 4/21/2027	0.00	168.00	168.00

Small Cities Organized Risk Effort

Cash Flow Report



Account #590

As of July 31, 2023

Payment Date	Transaction Type	CUSIP	Quantity	Security Description	Principal Amount	Income	Total Amount
09/21/2023	Paydown	43815GAC3	38,996.09	Honda Auto Receivables Trust 2021-4 A3 0.88% Due 1/21/2026	2,048.59	27.10	2,075.69
09/23/2023	Interest	4581X0DZ8	190,000.00	Inter-American Dev Bank Note 0.5% Due 9/23/2024	0.00	475.00	475.00
09/23/2023	Interest	3137EAEX3	200,000.00	FHLMC Note 0.375% Due 9/23/2025	0.00	375.00	375.00
09/25/2023	Paydown	05592XAD2	30,000.00	BMW Vehicle Owner Trust 2023-A A3 5.47% Due 2/25/2028	0.00	136.75	136.75
09/25/2023	Paydown	05593AAC3	20,000.00	BMW Vehicle Lease Trust 2023-1 A3 5.16% Due 11/25/2025	0.00	86.00	86.00
09/25/2023	Paydown	05602RAD3	40,000.00	BMW Vehicle Owner Trust 2022-A A3 3.21% Due 8/25/2026	0.00	107.00	107.00
09/25/2023	Paydown	05601XAC3	28,856.71	BMW Vehicle Lease Trust 2022-1 A3 1.1% Due 3/25/2025	3,567.68	23.20	3,590.88
09/25/2023	Paydown	09690AAC7	12,524.69	BMW Vehicle Lease Trust 2021-2 A3 0.33% Due 12/26/2024	2,504.33	2.76	2,507.09
09/25/2023	Paydown	3137FG6X8	295,000.00	FHLMC K077 A2 3.85% Due 5/25/2028	4,590.59	931.78	5,522.37
09/30/2023	Interest	912828YH7	300,000.00	US Treasury Note 1.5% Due 9/30/2024	0.00	2,250.00	2,250.00
09/30/2023	Interest	91282CFM8	150,000.00	US Treasury Note 4.125% Due 9/30/2027	0.00	3,093.75	3,093.75
09/30/2023	Interest	91282CGT2	200,000.00	US Treasury Note 3.625% Due 3/31/2028	0.00	3,625.00	3,625.00
09/30/2023	Interest	91282CBT7	300,000.00	US Treasury Note 0.75% Due 3/31/2026	0.00	1,125.00	1,125.00
09/30/2023	Interest	91282CEF4	200,000.00	US Treasury Note 2.5% Due 3/31/2027	0.00	2,500.00	2,500.00
SEP 2023					50,818.13	45,143.18	95,961.31
10/13/2023	Interest	023135CF1	110,000.00	Amazon.com Inc Callable Note Cont 3/13/2027 3.3% Due 4/13/2027	0.00	1,815.00	1,815.00
10/14/2023	Interest	3130AJHU6	150,000.00	FHLB Note 0.5% Due 4/14/2025	0.00	375.00	375.00

Small Cities Organized Risk Effort

Cash Flow Report



Account #590

As of July 31, 2023

Payment Date	Transaction Type	CUSIP	Quantity	Security Description	Principal Amount	Income	Total Amount
10/15/2023	Interest	3135G0W66	175,000.00	FNMA Note 1.625% Due 10/15/2024	0.00	1,421.88	1,421.88
10/15/2023	Interest	74340XBN0	160,000.00	Prologis LP Callable Note Cont 2/15/2027 2.125% Due 4/15/2027	0.00	1,700.00	1,700.00
10/15/2023	Interest	91282CFP1	220,000.00	US Treasury Note 4.25% Due 10/15/2025	0.00	4,675.00	4,675.00
10/15/2023	Paydown	44935FAD6	29,335.31	Hyundai Auto Receivables Trust 2021-C A3 0.74% Due 5/15/2026	1,627.98	16.08	1,644.06
10/15/2023	Paydown	47787JAC2	50,000.00	John Deere Owner Trust 2022-A A3 2.32% Due 9/16/2026	2,052.75	96.67	2,149.42
10/15/2023	Paydown	47788UAC6	23,807.90	John Deere Owner Trust 2021-A A3 0.36% Due 9/15/2025	1,584.62	6.19	1,590.81
10/15/2023	Paydown	448977AD0	35,000.00	Hyundai Auto Receivables Trust 2022-A A3 2.22% Due 10/15/2026	0.00	64.75	64.75
10/15/2023	Paydown	44933LAC7	26,864.55	Hyundai Auto Receivables Trust 2021-A A3 0.38% Due 9/15/2025	2,684.27	6.81	2,691.08
10/15/2023	Paydown	47787NAC3	1,052.47	John Deere Owner Trust 2020-B A3 0.51% Due 11/15/2024	175.38	0.30	175.68
10/15/2023	Paydown	47789QAC4	41,350.47	John Deere Owner Trust 2021-B A3 0.52% Due 3/16/2026	2,066.10	16.13	2,082.23
10/15/2023	Paydown	58770AAC7	30,000.00	Mercedes-Benz Auto Receivable 2023-1 A3 4.51% Due 11/15/2027	0.00	112.75	112.75
10/15/2023	Paydown	89237VAB5	5,049.72	Toyota Auto Receivables Trust 2020-C A3 0.44% Due 10/15/2024	336.03	1.61	337.64
10/15/2023	Paydown	89238FAD5	45,000.00	Toyota Auto Receivables OT 2022-B A3 2.93% Due 9/15/2026	0.00	109.88	109.88
10/15/2023	Paydown	89240BAC2	10,804.70	Toyota Auto Receivables Owners 2021-A A3 0.26% Due 5/15/2025	1,349.93	1.76	1,351.69
10/15/2023	Paydown	44934KAC8	80,082.13	Hyundai Auto Receivables Trust 2021-B A3 0.38% Due 1/15/2026	5,717.79	21.74	5,739.53
10/15/2023	Paydown	477920AC6	50,000.00	John Deere Owner Trust 2023-B A3 5.18% Due 3/15/2028	0.00	215.83	215.83
10/15/2023	Paydown	47800CAC0	75,000.00	John Deere Owner Trust 2023-A A3 5.01% Due 11/15/2027	1,305.24	302.29	1,607.53

Small Cities Organized Risk Effort

Cash Flow Report



Account #590

As of July 31, 2023

Payment Date	Transaction Type	CUSIP	Quantity	Security Description	Principal Amount	Income	Total Amount
10/15/2023	Paydown	58768PAC8	120,000.00	Mercedes-Benz Auto Receivables 2022-1 A3 5.21% Due 8/16/2027	0.00	521.00	521.00
10/15/2023	Paydown	43815BAC4	65,000.00	Honda Auto Receivables Trust 2022-1 A3 1.88% Due 5/15/2026	3,116.74	101.83	3,218.57
10/15/2023	Paydown	47800AAC4	50,000.00	John Deere Owner Trust 2022-B A3 3.74% Due 2/16/2027	0.00	155.83	155.83
10/15/2023	Paydown	58769KAD6	34,332.60	Mercedes-Benz Auto Lease Trust 2021-B A3 0.4% Due 11/15/2024	5,721.84	7.63	5,729.47
10/16/2023	Paydown	362554AC1	28,986.09	GM Financial Securitized Term 2021-4 A3 0.68% Due 9/16/2026	1,446.77	14.79	1,461.56
10/16/2023	Paydown	362585AC5	40,000.00	GM Financial Securitized ART 2022-2 A3 3.1% Due 2/16/2027	0.00	103.33	103.33
10/16/2023	Paydown	380146AC4	25,000.00	GM Financial Auto Receivables 2022-1 A3 1.26% Due 11/16/2026	1,144.13	25.05	1,169.18
10/18/2023	Paydown	43813KAC6	12,456.19	Honda Auto Receivables Trust 2020-3 A3 0.37% Due 10/18/2024	3,114.53	1.92	3,116.45
10/20/2023	Paydown	36266FAC3	50,000.00	GM Financial Auto Lease Trust 2022-2 A3 3.42% Due 6/20/2025	0.00	142.50	142.50
10/20/2023	Paydown	92348KAV5	45,000.00	Verizon Master Trust 2022-5 A1A 3.72% Due 7/20/2027	0.00	139.50	139.50
10/20/2023	Paydown	36265MAC9	80,000.00	GM Financial Auto Lease Trust 2022-1 A3 1.9% Due 3/20/2025	9,890.76	111.07	10,001.83
10/21/2023	Paydown	43815JAC7	40,000.00	Honda Auto Receivables Owner 2023-1 A3 5.04% Due 4/21/2027	0.00	168.00	168.00
10/21/2023	Paydown	43815GAC3	38,996.09	Honda Auto Receivables Trust 2021-4 A3 0.88% Due 1/21/2026	2,049.08	25.59	2,074.67
10/22/2023	Interest	3135G03U5	105,000.00	FNMA Note 0.625% Due 4/22/2025	0.00	328.13	328.13
10/22/2023	Interest	459058JB0	130,000.00	Intl. Bank Recon & Development Note 0.625% Due 4/22/2025	0.00	406.25	406.25
10/22/2023	Interest	46647PBK1	50,000.00	JP Morgan Chase & Co Callable Note Cont 4/22/2025 2.083% Due 4/22/2026	0.00	520.75	520.75
10/25/2023	Paydown	05592XAD2	30,000.00	BMW Vehicle Owner Trust 2023-A A3 5.47% Due 2/25/2028	0.00	136.75	136.75



Payment Date	Transaction Type	CUSIP	Quantity	Security Description	Principal Amount	Income	Total Amount
10/25/2023	Paydown	05601XAC3	28,856.71	BMW Vehicle Lease Trust 2022-1 A3 1.1% Due 3/25/2025	3,583.32	19.93	3,603.25
10/25/2023	Paydown	05602RAD3	40,000.00	BMW Vehicle Owner Trust 2022-A A3 3.21% Due 8/25/2026	4,240.39	107.00	4,347.39
10/25/2023	Paydown	09690AAC7	12,524.69	BMW Vehicle Lease Trust 2021-2 A3 0.33% Due 12/26/2024	2,504.93	2.07	2,507.00
10/25/2023	Paydown	05593AAC3	20,000.00	BMW Vehicle Lease Trust 2023-1 A3 5.16% Due 11/25/2025	0.00	86.00	86.00
10/25/2023	Paydown	3137FG6X8	295,000.00	FHLMC K077 A2 3.85% Due 5/25/2028	4,607.41	917.06	5,524.47
10/28/2023	Interest	459058JL8	180,000.00	Intl. Bank Recon & Development Note 0.5% Due 10/28/2025	0.00	450.00	450.00
10/31/2023	Interest	91282CDG3	325,000.00	US Treasury Note 1.125% Due 10/31/2026	0.00	1,828.13	1,828.13
10/31/2023	Interest	91282CEN7	340,000.00	US Treasury Note 2.75% Due 4/30/2027	0.00	4,675.00	4,675.00
10/31/2023	Interest	91282CFU0	220,000.00	US Treasury Note 4.125% Due 10/31/2027	0.00	4,537.50	4,537.50
10/31/2023	Interest	91282CBW0	150,000.00	US Treasury Note 0.75% Due 4/30/2026	0.00	562.50	562.50
10/31/2023	Interest	91282CHA2	220,000.00	US Treasury Note 3.5% Due 4/30/2028	0.00	3,850.00	3,850.00
OCT 2023					60,319.99	30,904.78	91,224.77
11/01/2023	Interest	438516BL9	180,000.00	Honeywell Intl Callable Note 08/01/2026 2.5% Due 11/1/2026	0.00	2,250.00	2,250.00
11/01/2023	Interest	06367WB85	150,000.00	Bank of Montreal Note 1.85% Due 5/1/2025	0.00	1,387.50	1,387.50
11/04/2023	Interest	61772BAB9	150,000.00	Morgan Stanley Callable Note Cont 5/4/2026 1.593% Due 5/4/2027	0.00	1,194.76	1,194.76
11/07/2023	Interest	3135G06G3	215,000.00	FNMA Note 0.5% Due 11/7/2025	0.00	537.50	537.50
11/11/2023	Interest	037833CU2	150,000.00	Apple Inc Callable Note Cont 3/11/2024 2.85% Due 5/11/2024	0.00	2,137.50	2,137.50



Payment Date	Transaction Type	CUSIP	Quantity	Security Description	Principal Amount	Income	Total Amount
11/12/2023	Interest	023135BW5	95,000.00	Amazon.com Inc Note 0.45% Due 5/12/2024	0.00	213.75	213.75
11/13/2023	Interest	14913R2V8	55,000.00	Caterpillar Financial Service Note 3.4% Due 5/13/2025	0.00	935.00	935.00
11/15/2023	Interest	91324PEC2	175,000.00	United Health Group Inc Callable Note Cont 4/15/2026 1.15% Due 5/15/2026	0.00	1,006.25	1,006.25
11/15/2023	Interest	912828WJ5	150,000.00	US Treasury Note 2.5% Due 5/15/2024	0.00	1,875.00	1,875.00
11/15/2023	Interest	9128283F5	200,000.00	US Treasury Note 2.25% Due 11/15/2027	0.00	2,250.00	2,250.00
11/15/2023	Paydown	448977AD0	35,000.00	Hyundai Auto Receivables Trust 2022-A A3 2.22% Due 10/15/2026	1,728.76	64.75	1,793.51
11/15/2023	Paydown	44935FAD6	29,335.31	Hyundai Auto Receivables Trust 2021-C A3 0.74% Due 5/15/2026	1,628.24	15.08	1,643.32
11/15/2023	Paydown	47787JAC2	50,000.00	John Deere Owner Trust 2022-A A3 2.32% Due 9/16/2026	2,055.38	92.70	2,148.08
11/15/2023	Paydown	58769KAD6	34,332.60	Mercedes-Benz Auto Lease Trust 2021-B A3 0.4% Due 11/15/2024	5,722.37	5.72	5,728.09
11/15/2023	Paydown	89237VAB5	5,049.72	Toyota Auto Receivables Trust 2020-C A3 0.44% Due 10/15/2024	336.16	1.48	337.64
11/15/2023	Paydown	89238FAD5	45,000.00	Toyota Auto Receivables OT 2022-B A3 2.93% Due 9/15/2026	2,100.36	109.88	2,210.24
11/15/2023	Paydown	44933LAC7	26,864.55	Hyundai Auto Receivables Trust 2021-A A3 0.38% Due 9/15/2025	2,685.14	5.96	2,691.10
11/15/2023	Paydown	44934KAC8	80,082.13	Hyundai Auto Receivables Trust 2021-B A3 0.38% Due 1/15/2026	5,718.31	19.93	5,738.24
11/15/2023	Paydown	477920AC6	50,000.00	John Deere Owner Trust 2023-B A3 5.18% Due 3/15/2028	0.00	215.83	215.83
11/15/2023	Paydown	47800CAC0	75,000.00	John Deere Owner Trust 2023-A A3 5.01% Due 11/15/2027	1,310.69	296.84	1,607.53
11/15/2023	Paydown	47787NAC3	1,052.47	John Deere Owner Trust 2020-B A3 0.51% Due 11/15/2024	175.45	0.22	175.67

Small Cities Organized Risk Effort

Cash Flow Report



Account #590

As of July 31, 2023

Payment Date	Transaction Type	CUSIP	Quantity	Security Description	Principal Amount	Income	Total Amount
11/15/2023	Paydown	47788UAC6	23,807.90	John Deere Owner Trust 2021-A A3 0.36% Due 9/15/2025	1,585.13	5.72	1,590.85
11/15/2023	Paydown	47789QAC4	41,350.47	John Deere Owner Trust 2021-B A3 0.52% Due 3/16/2026	2,066.29	15.23	2,081.52
11/15/2023	Paydown	58770AAC7	30,000.00	Mercedes-Benz Auto Receivable 2023-1 A3 4.51% Due 11/15/2027	0.00	112.75	112.75
11/15/2023	Paydown	89240BAC2	10,804.70	Toyota Auto Receivables Owners 2021-A A3 0.26% Due 5/15/2025	1,350.37	1.46	1,351.83
11/15/2023	Paydown	43815BAC4	65,000.00	Honda Auto Receivables Trust 2022-1 A3 1.88% Due 5/15/2026	3,130.40	96.95	3,227.35
11/15/2023	Paydown	47800AAC4	50,000.00	John Deere Owner Trust 2022-B A3 3.74% Due 2/16/2027	0.00	155.83	155.83
11/15/2023	Paydown	58768PAC8	120,000.00	Mercedes-Benz Auto Receivables 2022-1 A3 5.21% Due 8/16/2027	0.00	521.00	521.00
11/16/2023	Paydown	380146AC4	25,000.00	GM Financial Auto Receivables 2022-1 A3 1.26% Due 11/16/2026	1,149.14	23.85	1,172.99
11/16/2023	Paydown	362554AC1	28,986.09	GM Financial Securitized Term 2021-4 A3 0.68% Due 9/16/2026	1,447.10	13.97	1,461.07
11/16/2023	Paydown	362585AC5	40,000.00	GM Financial Securitized ART 2022-2 A3 3.1% Due 2/16/2027	0.00	103.33	103.33
11/18/2023	Paydown	43813KAC6	12,456.19	Honda Auto Receivables Trust 2020-3 A3 0.37% Due 10/18/2024	3,115.49	0.96	3,116.45
11/20/2023	Interest	747525AF0	140,000.00	Qualcomm Inc Callable Note Cont 2/20/2025 3.45% Due 5/20/2025	0.00	2,415.00	2,415.00
11/20/2023	Paydown	36265MAC9	80,000.00	GM Financial Auto Lease Trust 2022-1 A3 1.9% Due 3/20/2025	9,934.11	95.41	10,029.52
11/20/2023	Paydown	92348KAV5	45,000.00	Verizon Master Trust 2022-5 A1A 3.72% Due 7/20/2027	0.00	139.50	139.50
11/20/2023	Paydown	36266FAC3	50,000.00	GM Financial Auto Lease Trust 2022-2 A3 3.42% Due 6/20/2025	0.00	142.50	142.50
11/21/2023	Paydown	43815GAC3	38,996.09	Honda Auto Receivables Trust 2021-4 A3 0.88% Due 1/21/2026	2,049.55	24.09	2,073.64
11/21/2023	Paydown	43815JAC7	40,000.00	Honda Auto Receivables Owner 2023-1 A3 5.04% Due 4/21/2027	0.00	168.00	168.00



Payment Date	Transaction Type	CUSIP	Quantity	Security Description	Principal Amount	Income	Total Amount
11/25/2023	Paydown	05601XAC3	28,856.71	BMW Vehicle Lease Trust 2022-1 A3 1.1% Due 3/25/2025	3,599.03	16.64	3,615.67
11/25/2023	Paydown	09690AAC7	12,524.69	BMW Vehicle Lease Trust 2021-2 A3 0.33% Due 12/26/2024	2,505.54	1.38	2,506.92
11/25/2023	Paydown	3137FG6X8	295,000.00	FHLMC K077 A2 3.85% Due 5/25/2028	4,624.31	902.27	5,526.58
11/25/2023	Paydown	05602RAD3	40,000.00	BMW Vehicle Owner Trust 2022-A A3 3.21% Due 8/25/2026	4,009.67	95.66	4,105.33
11/25/2023	Paydown	05592XAD2	30,000.00	BMW Vehicle Owner Trust 2023-A A3 5.47% Due 2/25/2028	0.00	136.75	136.75
11/25/2023	Paydown	05593AAC3	20,000.00	BMW Vehicle Lease Trust 2023-1 A3 5.16% Due 11/25/2025	0.00	86.00	86.00
11/30/2023	Interest	91282CHE4	180,000.00	US Treasury Note 3.625% Due 5/31/2028	0.00	3,262.50	3,262.50
11/30/2023	Interest	9128283J7	275,000.00	US Treasury Note 2.125% Due 11/30/2024	0.00	2,921.88	2,921.88
11/30/2023	Interest	91282CAZ4	300,000.00	US Treasury Note 0.375% Due 11/30/2025	0.00	562.50	562.50
NOV 2023					64,026.99	26,636.78	90,663.77
12/09/2023	Interest	3130AWMN7	200,000.00	FHLB Note 4.375% Due 6/9/2028	0.00	3,597.22	3,597.22
12/10/2023	Interest	78015K7H1	150,000.00	Royal Bank of Canada Note 1.15% Due 6/10/2025	0.00	862.50	862.50
12/12/2023	Interest	3130ATUC9	300,000.00	FHLB Note 4.5% Due 12/12/2025	0.00	6,750.00	6,750.00
12/14/2023	Interest	3130A1XJ2	230,000.00	FHLB Note 2.875% Due 6/14/2024	0.00	3,306.26	3,306.26
12/15/2023	Interest	63743HFE7	85,000.00	National Rural Utilities Note 3.45% Due 6/15/2025	0.00	1,466.25	1,466.25
12/15/2023	Paydown	89237VAB5	5,049.72	Toyota Auto Receivables Trust 2020-C A3 0.44% Due 10/15/2024	336.28	1.36	337.64
12/15/2023	Paydown	89238FAD5	45,000.00	Toyota Auto Receivables OT 2022-B A3 2.93% Due 9/15/2026	2,104.56	104.75	2,209.31



Payment Date	Transaction Type	CUSIP	Quantity	Security Description	Principal Amount	Income	Total Amount
12/15/2023	Paydown	89240BAC2	10,804.70	Toyota Auto Receivables Owners 2021-A A3 0.26% Due 5/15/2025	1,350.81	1.17	1,351.98
12/15/2023	Paydown	43815BAC4	65,000.00	Honda Auto Receivables Trust 2022-1 A3 1.88% Due 5/15/2026	3,144.12	92.05	3,236.17
12/15/2023	Paydown	47787NAC3	1,052.47	John Deere Owner Trust 2020-B A3 0.51% Due 11/15/2024	175.51	0.15	175.66
12/15/2023	Paydown	47789QAC4	41,350.47	John Deere Owner Trust 2021-B A3 0.52% Due 3/16/2026	2,066.48	14.34	2,080.82
12/15/2023	Paydown	58770AAC7	30,000.00	Mercedes-Benz Auto Receivable 2023-1 A3 4.51% Due 11/15/2027	0.00	112.75	112.75
12/15/2023	Paydown	448977AD0	35,000.00	Hyundai Auto Receivables Trust 2022-A A3 2.22% Due 10/15/2026	1,730.98	61.55	1,792.53
12/15/2023	Paydown	44933LAC7	26,864.55	Hyundai Auto Receivables Trust 2021-A A3 0.38% Due 9/15/2025	2,686.01	5.11	2,691.12
12/15/2023	Paydown	47800AAC4	50,000.00	John Deere Owner Trust 2022-B A3 3.74% Due 2/16/2027	0.00	155.83	155.83
12/15/2023	Paydown	44935FAD6	29,335.31	Hyundai Auto Receivables Trust 2021-C A3 0.74% Due 5/15/2026	1,628.52	14.07	1,642.59
12/15/2023	Paydown	47787JAC2	50,000.00	John Deere Owner Trust 2022-A A3 2.32% Due 9/16/2026	2,058.03	88.72	2,146.75
12/15/2023	Paydown	477920AC6	50,000.00	John Deere Owner Trust 2023-B A3 5.18% Due 3/15/2028	0.00	215.83	215.83
12/15/2023	Paydown	47800CAC0	75,000.00	John Deere Owner Trust 2023-A A3 5.01% Due 11/15/2027	1,316.16	291.37	1,607.53
12/15/2023	Paydown	58769KAD6	34,332.60	Mercedes-Benz Auto Lease Trust 2021-B A3 0.4% Due 11/15/2024	5,722.88	3.82	5,726.70
12/15/2023	Paydown	44934KAC8	80,082.13	Hyundai Auto Receivables Trust 2021-B A3 0.38% Due 1/15/2026	5,718.84	18.12	5,736.96
12/15/2023	Paydown	47788UAC6	23,807.90	John Deere Owner Trust 2021-A A3 0.36% Due 9/15/2025	1,585.65	5.24	1,590.89
12/15/2023	Paydown	58768PAC8	120,000.00	Mercedes-Benz Auto Receivables 2022-1 A3 5.21% Due 8/16/2027	0.00	521.00	521.00
12/16/2023	Paydown	362554AC1	28,986.09	GM Financial Securitized Term 2021-4 A3 0.68% Due 9/16/2026	1,447.44	13.15	1,460.59



Payment Date	Transaction Type	CUSIP	Quantity	Security Description	Principal Amount	Income	Total Amount
12/16/2023	Paydown	362585AC5	40,000.00	GM Financial Securitized ART 2022-2 A3 3.1% Due 2/16/2027	1,813.58	103.33	1,916.91
12/16/2023	Paydown	380146AC4	25,000.00	GM Financial Auto Receivables 2022-1 A3 1.26% Due 11/16/2026	1,154.17	22.65	1,176.82
12/17/2023	Interest	3135G04Z3	260,000.00	FNMA Note 0.5% Due 6/17/2025	0.00	650.00	650.00
12/18/2023	Interest	89236TJK2	130,000.00	Toyota Motor Credit Corp Note 1.125% Due 6/18/2026	0.00	731.25	731.25
12/19/2023	Interest	06051GJD2	80,000.00	Bank of America Corp Callable Note Cont 6/19/2025 1.319% Due 6/19/2026	0.00	527.60	527.60
12/20/2023	Paydown	36266FAC3	50,000.00	GM Financial Auto Lease Trust 2022-2 A3 3.42% Due 6/20/2025	0.00	142.50	142.50
12/20/2023	Paydown	92348KAV5	45,000.00	Verizon Master Trust 2022-5 A1A 3.72% Due 7/20/2027	0.00	139.50	139.50
12/20/2023	Paydown	36265MAC9	80,000.00	GM Financial Auto Lease Trust 2022-1 A3 1.9% Due 3/20/2025	9,977.65	79.69	10,057.34
12/21/2023	Paydown	43815JAC7	40,000.00	Honda Auto Receivables Owner 2023-1 A3 5.04% Due 4/21/2027	0.00	168.00	168.00
12/21/2023	Paydown	43815GAC3	38,996.09	Honda Auto Receivables Trust 2021-4 A3 0.88% Due 1/21/2026	2,050.03	22.59	2,072.62
12/25/2023	Paydown	05592XAD2	30,000.00	BMW Vehicle Owner Trust 2023-A A3 5.47% Due 2/25/2028	0.00	136.75	136.75
12/25/2023	Paydown	05593AAC3	20,000.00	BMW Vehicle Lease Trust 2023-1 A3 5.16% Due 11/25/2025	0.00	86.00	86.00
12/25/2023	Paydown	05601XAC3	28,856.71	BMW Vehicle Lease Trust 2022-1 A3 1.1% Due 3/25/2025	3,614.81	13.34	3,628.15
12/25/2023	Paydown	09690AAC7	12,524.69	BMW Vehicle Lease Trust 2021-2 A3 0.33% Due 12/26/2024	2,506.15	0.69	2,506.84
12/25/2023	Paydown	3137FG6X8	295,000.00	FHLMC K077 A2 3.85% Due 5/25/2028	4,641.26	887.44	5,528.70
12/25/2023	Paydown	05602RAD3	40,000.00	BMW Vehicle Owner Trust 2022-A A3 3.21% Due 8/25/2026	3,778.51	84.93	3,863.44
12/27/2023	Interest	02665WCZ2	150,000.00	American Honda Finance Note 2.4% Due 6/27/2024	0.00	1,800.00	1,800.00

Small Cities Organized Risk Effort

Cash Flow Report



Account #590

As of July 31, 2023

Payment Date	Transaction Type	CUSIP	Quantity	Security Description	Principal Amount	Income	Total Amount
12/31/2023	Interest	91282CEW7	175,000.00	US Treasury Note 3.25% Due 6/30/2027	0.00	2,843.75	2,843.75
12/31/2023	Interest	91282CBC4	125,000.00	US Treasury Note 0.375% Due 12/31/2025	0.00	234.38	234.38
12/31/2023	Interest	91282CGC9	180,000.00	US Treasury Note 3.875% Due 12/31/2027	0.00	3,487.50	3,487.50
DEC 2023					62,608.43	29,864.50	92,472.93
01/01/2024	Interest	4581X0EE4	85,000.00	Inter-American Dev Bank Note 3.25% Due 7/1/2024	0.00	1,381.25	1,381.25
01/07/2024	Interest	3135G0X24	235,000.00	FNMA Note 1.625% Due 1/7/2025	0.00	1,909.38	1,909.38
01/13/2024	Interest	45950KDD9	85,000.00	International Finance Corp Note 4.5% Due 7/13/2028	0.00	1,912.50	1,912.50
01/15/2024	Interest	87612EBM7	70,000.00	Target Corp Callable Note Cont 12/15/2026 1.95% Due 1/15/2027	0.00	682.50	682.50
01/15/2024	Interest	79466LAG9	25,000.00	Salesforce.com Inc Callable Note Cont 7/15/2022 0.625% Due 7/15/2024	0.00	78.13	78.13
01/15/2024	Paydown	448977AD0	35,000.00	Hyundai Auto Receivables Trust 2022-A A3 2.22% Due 10/15/2026	1,733.20	58.35	1,791.55
01/15/2024	Paydown	44933LAC7	26,864.55	Hyundai Auto Receivables Trust 2021-A A3 0.38% Due 9/15/2025	2,686.89	4.26	2,691.15
01/15/2024	Paydown	44934KAC8	80,082.13	Hyundai Auto Receivables Trust 2021-B A3 0.38% Due 1/15/2026	5,719.36	16.31	5,735.67
01/15/2024	Paydown	47787JAC2	50,000.00	John Deere Owner Trust 2022-A A3 2.32% Due 9/16/2026	2,060.66	84.75	2,145.41
01/15/2024	Paydown	47800CAC0	75,000.00	John Deere Owner Trust 2023-A A3 5.01% Due 11/15/2027	1,321.65	285.88	1,607.53
01/15/2024	Paydown	44935FAD6	29,335.31	Hyundai Auto Receivables Trust 2021-C A3 0.74% Due 5/15/2026	1,628.79	13.07	1,641.86
01/15/2024	Paydown	47789QAC4	41,350.47	John Deere Owner Trust 2021-B A3 0.52% Due 3/16/2026	2,066.67	13.44	2,080.11
01/15/2024	Paydown	477920AC6	50,000.00	John Deere Owner Trust 2023-B A3 5.18% Due 3/15/2028	0.00	215.83	215.83



Payment Date	Transaction Type	CUSIP	Quantity	Security Description	Principal Amount	Income	Total Amount
01/15/2024	Paydown	58769KAD6	34,332.60	Mercedes-Benz Auto Lease Trust 2021-B A3 0.4% Due 11/15/2024	5,723.41	1.91	5,725.32
01/15/2024	Paydown	58770AAC7	30,000.00	Mercedes-Benz Auto Receivable 2023-1 A3 4.51% Due 11/15/2027	0.00	112.75	112.75
01/15/2024	Paydown	89238FAD5	45,000.00	Toyota Auto Receivables OT 2022-B A3 2.93% Due 9/15/2026	2,108.76	99.61	2,208.37
01/15/2024	Paydown	89240BAC2	10,804.70	Toyota Auto Receivables Owners 2021-A A3 0.26% Due 5/15/2025	1,351.24	0.88	1,352.12
01/15/2024	Paydown	89237VAB5	5,049.72	Toyota Auto Receivables Trust 2020-C A3 0.44% Due 10/15/2024	336.40	1.24	337.64
01/15/2024	Paydown	47787NAC3	1,052.47	John Deere Owner Trust 2020-B A3 0.51% Due 11/15/2024	175.59	0.07	175.66
01/15/2024	Paydown	43815BAC4	65,000.00	Honda Auto Receivables Trust 2022-1 A3 1.88% Due 5/15/2026	3,157.90	87.12	3,245.02
01/15/2024	Paydown	47788UAC6	23,807.90	John Deere Owner Trust 2021-A A3 0.36% Due 9/15/2025	1,586.16	4.77	1,590.93
01/15/2024	Paydown	47800AAC4	50,000.00	John Deere Owner Trust 2022-B A3 3.74% Due 2/16/2027	0.00	155.83	155.83
01/15/2024	Paydown	58768PAC8	120,000.00	Mercedes-Benz Auto Receivables 2022-1 A3 5.21% Due 8/16/2027	0.00	521.00	521.00
01/16/2024	Paydown	380146AC4	25,000.00	GM Financial Auto Receivables 2022-1 A3 1.26% Due 11/16/2026	1,159.24	21.43	1,180.67
01/16/2024	Paydown	362554AC1	28,986.09	GM Financial Securitized Term 2021-4 A3 0.68% Due 9/16/2026	1,447.78	12.33	1,460.11
01/16/2024	Paydown	362585AC5	40,000.00	GM Financial Securitized ART 2022-2 A3 3.1% Due 2/16/2027	1,814.01	98.65	1,912.66
01/20/2024	Interest	06051GGF0	100,000.00	Bank of America Corp Callable Note 1/20/2027 3.824% Due 1/20/2028	0.00	1,912.00	1,912.00
01/20/2024	Paydown	92348KAV5	45,000.00	Verizon Master Trust 2022-5 A1A 3.72% Due 7/20/2027	2,582.02	139.50	2,721.52
01/20/2024	Paydown	36265MAC9	80,000.00	GM Financial Auto Lease Trust 2022-1 A3 1.9% Due 3/20/2025	10,021.39	63.89	10,085.28
01/20/2024	Paydown	36266FAC3	50,000.00	GM Financial Auto Lease Trust 2022-2 A3 3.42% Due 6/20/2025	7,137.68	142.50	7,280.18



Payment Date	Transaction Type	CUSIP	Quantity	Security Description	Principal Amount	Income	Total Amount
01/21/2024	Interest	3137EAEU9	140,000.00	FHLMC Note 0.375% Due 7/21/2025	0.00	262.50	262.50
01/21/2024	Paydown	43815GAC3	38,996.09	Honda Auto Receivables Trust 2021-4 A3 0.88% Due 1/21/2026	2,050.51	21.08	2,071.59
01/21/2024	Paydown	43815JAC7	40,000.00	Honda Auto Receivables Owner 2023-1 A3 5.04% Due 4/21/2027	0.00	168.00	168.00
01/25/2024	Paydown	05601XAC3	28,856.71	BMW Vehicle Lease Trust 2022-1 A3 1.1% Due 3/25/2025	3,630.65	10.03	3,640.68
01/25/2024	Paydown	3137FG6X8	295,000.00	FHLMC K077 A2 3.85% Due 5/25/2028	4,658.28	872.55	5,530.83
01/25/2024	Paydown	05602RAD3	40,000.00	BMW Vehicle Owner Trust 2022-A A3 3.21% Due 8/25/2026	3,546.90	74.82	3,621.72
01/25/2024	Paydown	05592XAD2	30,000.00	BMW Vehicle Owner Trust 2023-A A3 5.47% Due 2/25/2028	0.00	136.75	136.75
01/25/2024	Paydown	05593AAC3	20,000.00	BMW Vehicle Lease Trust 2023-1 A3 5.16% Due 11/25/2025	0.00	86.00	86.00
01/26/2024	Interest	3133EKWV4	150,000.00	FFCB Note 1.85% Due 7/26/2024	0.00	1,387.50	1,387.50
01/31/2024	Interest	91282CCP4	125,000.00	US Treasury Note 0.625% Due 7/31/2026	0.00	390.63	390.63
01/31/2024	Interest	91282CGH8	220,000.00	US Treasury Note 3.5% Due 1/31/2028	0.00	3,850.00	3,850.00
JAN 2024					69,705.14	17,290.99	86,996.13
02/05/2024	Maturity	3135G0V34	125,000.00	FNMA Note 2.5% Due 2/5/2024	125,000.00	1,562.50	126,562.50
02/06/2024	Interest	857477BR3	40,000.00	State Street Bank Callable Note Cont 2/6/2025 1.746% Due 2/6/2026	0.00	349.20	349.20
02/12/2024	Interest	3137EAEPO	260,000.00	FHLMC Note 1.5% Due 2/12/2025	0.00	1,950.00	1,950.00
02/12/2024	Interest	14913R3A3	95,000.00	Caterpillar Financial Service Note 3.6% Due 8/12/2027	0.00	1,710.00	1,710.00
02/15/2024	Interest	438516CJ3	180,000.00	Honeywell Intl Callable Note Cont 01/15/2028 4.95% Due 2/15/2028	0.00	4,455.00	4,455.00

Small Cities Organized Risk Effort

Cash Flow Report



Account #590

As of July 31, 2023

Payment Date	Transaction Type	CUSIP	Quantity	Security Description	Principal Amount	Income	Total Amount
02/15/2024	Interest	756109BG8	200,000.00	Realty Income Corp Callable Note Cont 5/15/2027 3.95% Due 8/15/2027	0.00	3,950.00	3,950.00
02/15/2024	Interest	912828V98	200,000.00	US Treasury Note 2.25% Due 2/15/2027	0.00	2,250.00	2,250.00
02/15/2024	Interest	9128283W8	230,000.00	US Treasury Note 2.75% Due 2/15/2028	0.00	3,162.50	3,162.50
02/15/2024	Interest	912828J27	175,000.00	US Treasury Note 2% Due 2/15/2025	0.00	1,750.00	1,750.00
02/15/2024	Paydown	44933LAC7	26,864.55	Hyundai Auto Receivables Trust 2021-A A3 0.38% Due 9/15/2025	2,687.76	3.41	2,691.17
02/15/2024	Paydown	47787JAC2	50,000.00	John Deere Owner Trust 2022-A A3 2.32% Due 9/16/2026	2,063.31	80.76	2,144.07
02/15/2024	Paydown	47800AAC4	50,000.00	John Deere Owner Trust 2022-B A3 3.74% Due 2/16/2027	0.00	155.83	155.83
02/15/2024	Paydown	44935FAD6	29,335.31	Hyundai Auto Receivables Trust 2021-C A3 0.74% Due 5/15/2026	1,629.06	12.07	1,641.13
02/15/2024	Paydown	47800CAC0	75,000.00	John Deere Owner Trust 2023-A A3 5.01% Due 11/15/2027	1,327.17	280.36	1,607.53
02/15/2024	Paydown	89237VAB5	5,049.72	Toyota Auto Receivables Trust 2020-C A3 0.44% Due 10/15/2024	336.53	1.11	337.64
02/15/2024	Paydown	89238FAD5	45,000.00	Toyota Auto Receivables OT 2022-B A3 2.93% Due 9/15/2026	2,112.98	94.46	2,207.44
02/15/2024	Paydown	89240BAC2	10,804.70	Toyota Auto Receivables Owners 2021-A A3 0.26% Due 5/15/2025	1,351.68	0.59	1,352.27
02/15/2024	Paydown	43815BAC4	65,000.00	Honda Auto Receivables Trust 2022-1 A3 1.88% Due 5/15/2026	3,171.75	82.17	3,253.92
02/15/2024	Paydown	47789QAC4	41,350.47	John Deere Owner Trust 2021-B A3 0.52% Due 3/16/2026	2,066.86	12.55	2,079.41
02/15/2024	Paydown	477920AC6	50,000.00	John Deere Owner Trust 2023-B A3 5.18% Due 3/15/2028	0.00	215.83	215.83
02/15/2024	Paydown	58770AAC7	30,000.00	Mercedes-Benz Auto Receivable 2023-1 A3 4.51% Due 11/15/2027	0.00	112.75	112.75
02/15/2024	Paydown	448977AD0	35,000.00	Hyundai Auto Receivables Trust 2022-A A3 2.22% Due 10/15/2026	1,735.43	55.14	1,790.57



Payment Date	Transaction Type	CUSIP	Quantity	Security Description	Principal Amount	Income	Total Amount
02/15/2024	Paydown	44934KAC8	80,082.13	Hyundai Auto Receivables Trust 2021-B A3 0.38% Due 1/15/2026	5,719.88	14.50	5,734.38
02/15/2024	Paydown	47788UAC6	23,807.90	John Deere Owner Trust 2021-A A3 0.36% Due 9/15/2025	1,586.68	4.29	1,590.97
02/15/2024	Paydown	58768PAC8	120,000.00	Mercedes-Benz Auto Receivables 2022-1 A3 5.21% Due 8/16/2027	0.00	521.00	521.00
02/16/2024	Paydown	380146AC4	25,000.00	GM Financial Auto Receivables 2022-1 A3 1.26% Due 11/16/2026	1,164.31	20.22	1,184.53
02/16/2024	Paydown	362554AC1	28,986.09	GM Financial Securitized Term 2021-4 A3 0.68% Due 9/16/2026	1,448.12	11.51	1,459.63
02/16/2024	Paydown	362585AC5	40,000.00	GM Financial Securitized ART 2022-2 A3 3.1% Due 2/16/2027	1,814.45	93.96	1,908.41
02/20/2024	Paydown	36266FAC3	50,000.00	GM Financial Auto Lease Trust 2022-2 A3 3.42% Due 6/20/2025	7,139.40	122.16	7,261.56
02/20/2024	Paydown	92348KAV5	45,000.00	Verizon Master Trust 2022-5 A1A 3.72% Due 7/20/2027	2,590.02	131.50	2,721.52
02/20/2024	Paydown	36265MAC9	80,000.00	GM Financial Auto Lease Trust 2022-1 A3 1.9% Due 3/20/2025	10,065.32	48.02	10,113.34
02/21/2024	Paydown	43815GAC3	38,996.09	Honda Auto Receivables Trust 2021-4 A3 0.88% Due 1/21/2026	2,050.99	19.58	2,070.57
02/21/2024	Paydown	43815JAC7	40,000.00	Honda Auto Receivables Owner 2023-1 A3 5.04% Due 4/21/2027	0.00	168.00	168.00
02/25/2024	Interest	3135G05X7	220,000.00	FNMA Note 0.375% Due 8/25/2025	0.00	412.50	412.50
02/25/2024	Paydown	05592XAD2	30,000.00	BMW Vehicle Owner Trust 2023-A A3 5.47% Due 2/25/2028	0.00	136.75	136.75
02/25/2024	Paydown	05593AAC3	20,000.00	BMW Vehicle Lease Trust 2023-1 A3 5.16% Due 11/25/2025	0.00	86.00	86.00
02/25/2024	Paydown	05601XAC3	28,856.71	BMW Vehicle Lease Trust 2022-1 A3 1.1% Due 3/25/2025	3,646.56	6.70	3,653.26
02/25/2024	Paydown	3137FG6X8	295,000.00	FHLMC K077 A2 3.85% Due 5/25/2028	4,675.36	857.60	5,532.96
02/25/2024	Paydown	05602RAD3	40,000.00	BMW Vehicle Owner Trust 2022-A A3 3.21% Due 8/25/2026	3,314.84	65.34	3,380.18

Small Cities Organized Risk Effort

Cash Flow Report



Account #590

As of July 31, 2023

Payment Date	Transaction Type	CUSIP	Quantity	Security Description	Principal Amount	Income	Total Amount
02/29/2024	Interest	912828ZC7	50,000.00	US Treasury Note 1.125% Due 2/28/2025	0.00	281.25	281.25
02/29/2024	Interest	91282CCW9	350,000.00	US Treasury Note 0.75% Due 8/31/2026	0.00	1,312.50	1,312.50
02/29/2024	Interest	91282CFH9	120,000.00	US Treasury Note 3.125% Due 8/31/2027	0.00	1,875.00	1,875.00
FEB 2024					188,698.46	28,434.61	217,133.07
03/03/2024	Interest	808513BY0	150,000.00	Charles Schwab Corp Callable Note Cont 2/3/2027 2.45% Due 3/3/2027	0.00	1,837.50	1,837.50
03/09/2024	Interest	57636QAW4	95,000.00	MasterCard Inc Callable Note Cont 2/9/28 4.875% Due 3/9/2028	0.00	2,315.63	2,315.63
03/09/2024	Interest	931142EX7	50,000.00	Wal-Mart Stores Callable Note Cont 09/09/2027 3.95% Due 9/9/2027	0.00	987.50	987.50
03/10/2024	Interest	3130ATS57	275,000.00	FHLB Note 4.5% Due 3/10/2028	0.00	6,187.50	6,187.50
03/11/2024	Call	037833CU2	150,000.00	Apple Inc Callable Note Cont 3/11/2024 2.85% Due 5/11/2024	150,000.00	1,425.00	151,425.00
03/11/2024	Maturity	89114QCB2	135,000.00	Toronto Dominion Bank Note 3.25% Due 3/11/2024	135,000.00	2,193.75	137,193.75
03/13/2024	Interest	3130A2UW4	200,000.00	FHLB Note 2.875% Due 9/13/2024	0.00	2,875.00	2,875.00
03/14/2024	Interest	3130A4CH3	225,000.00	FHLB Note 2.375% Due 3/14/2025	0.00	2,671.88	2,671.88
03/15/2024	Interest	00440EAS6	140,000.00	Chubb INA Holdings Inc Note 3.15% Due 3/15/2025	0.00	2,205.00	2,205.00
03/15/2024	Interest	084664CZ2	115,000.00	Berkshire Hathaway Callable Note Cont 2/15/2027 2.3% Due 3/15/2027	0.00	1,322.50	1,322.50
03/15/2024	Interest	09247XAN1	190,000.00	Blackrock Inc Note 3.2% Due 3/15/2027	0.00	3,040.00	3,040.00
03/15/2024	Paydown	47800CAC0	75,000.00	John Deere Owner Trust 2023-A A3 5.01% Due 11/15/2027	1,332.71	274.82	1,607.53
03/15/2024	Paydown	44935FAD6	29,335.31	Hyundai Auto Receivables Trust 2021-C A3 0.74% Due 5/15/2026	1,629.33	11.06	1,640.39



Payment Date	Transaction Type	CUSIP	Quantity	Security Description	Principal Amount	Income	Total Amount
03/15/2024	Paydown	47788UAC6	23,807.90	John Deere Owner Trust 2021-A A3 0.36% Due 9/15/2025	1,587.20	3.81	1,591.01
03/15/2024	Paydown	47800AAC4	50,000.00	John Deere Owner Trust 2022-B A3 3.74% Due 2/16/2027	2,035.88	155.83	2,191.71
03/15/2024	Paydown	43815BAC4	65,000.00	Honda Auto Receivables Trust 2022-1 A3 1.88% Due 5/15/2026	3,185.65	77.20	3,262.85
03/15/2024	Paydown	47789QAC4	41,350.47	John Deere Owner Trust 2021-B A3 0.52% Due 3/16/2026	2,067.05	11.65	2,078.70
03/15/2024	Paydown	477920AC6	50,000.00	John Deere Owner Trust 2023-B A3 5.18% Due 3/15/2028	0.00	215.83	215.83
03/15/2024	Paydown	58768PAC8	120,000.00	Mercedes-Benz Auto Receivables 2022-1 A3 5.21% Due 8/16/2027	0.00	521.00	521.00
03/15/2024	Paydown	58770AAC7	30,000.00	Mercedes-Benz Auto Receivable 2023-1 A3 4.51% Due 11/15/2027	0.00	112.75	112.75
03/15/2024	Paydown	89238FAD5	45,000.00	Toyota Auto Receivables OT 2022-B A3 2.93% Due 9/15/2026	2,117.20	89.30	2,206.50
03/15/2024	Paydown	89240BAC2	10,804.70	Toyota Auto Receivables Owners 2021-A A3 0.26% Due 5/15/2025	1,352.13	0.29	1,352.42
03/15/2024	Paydown	448977AD0	35,000.00	Hyundai Auto Receivables Trust 2022-A A3 2.22% Due 10/15/2026	1,737.65	51.93	1,789.58
03/15/2024	Paydown	44933LAC7	26,864.55	Hyundai Auto Receivables Trust 2021-A A3 0.38% Due 9/15/2025	2,688.63	2.56	2,691.19
03/15/2024	Paydown	44934KAC8	80,082.13	Hyundai Auto Receivables Trust 2021-B A3 0.38% Due 1/15/2026	5,720.42	12.68	5,733.10
03/15/2024	Paydown	47787JAC2	50,000.00	John Deere Owner Trust 2022-A A3 2.32% Due 9/16/2026	2,065.96	76.77	2,142.73
03/15/2024	Paydown	89237VAB5	5,049.72	Toyota Auto Receivables Trust 2020-C A3 0.44% Due 10/15/2024	336.65	0.99	337.64
03/16/2024	Paydown	362554AC1	28,986.09	GM Financial Securitized Term 2021-4 A3 0.68% Due 9/16/2026	1,448.45	10.69	1,459.14
03/16/2024	Paydown	362585AC5	40,000.00	GM Financial Securitized ART 2022-2 A3 3.1% Due 2/16/2027	1,814.89	89.27	1,904.16
03/16/2024	Paydown	380146AC4	25,000.00	GM Financial Auto Receivables 2022-1 A3 1.26% Due 11/16/2026	1,169.42	18.99	1,188.41

Small Cities Organized Risk Effort

Cash Flow Report



Account #590

As of July 31, 2023

Payment Date	Transaction Type	CUSIP	Quantity	Security Description	Principal Amount	Income	Total Amount
03/17/2024	Interest	931142ER0	30,000.00	Wal-Mart Stores Callable Note Cont 08/17/2026 1.05% Due 9/17/2026	0.00	157.50	157.50
03/19/2024	Interest	30231GBH4	140,000.00	Exxon Mobil Corp Callable Note Cont 2/19/2025 2.992% Due 3/19/2025	0.00	2,094.40	2,094.40
03/20/2024	Paydown	36266FAC3	50,000.00	GM Financial Auto Lease Trust 2022-2 A3 3.42% Due 6/20/2025	7,141.13	101.81	7,242.94
03/20/2024	Paydown	92348KAV5	45,000.00	Verizon Master Trust 2022-5 A1A 3.72% Due 7/20/2027	2,598.05	123.47	2,721.52
03/20/2024	Paydown	36265MAC9	80,000.00	GM Financial Auto Lease Trust 2022-1 A3 1.9% Due 3/20/2025	10,109.44	32.08	10,141.52
03/21/2024	Paydown	43815GAC3	38,996.09	Honda Auto Receivables Trust 2021-4 A3 0.88% Due 1/21/2026	2,051.46	18.08	2,069.54
03/21/2024	Paydown	43815JAC7	40,000.00	Honda Auto Receivables Owner 2023-1 A3 5.04% Due 4/21/2027	0.00	168.00	168.00
03/23/2024	Interest	3137EAEX3	200,000.00	FHLMC Note 0.375% Due 9/23/2025	0.00	375.00	375.00
03/23/2024	Interest	4581X0DZ8	190,000.00	Inter-American Dev Bank Note 0.5% Due 9/23/2024	0.00	475.00	475.00
03/25/2024	Paydown	3137FG6X8	295,000.00	FHLMC K077 A2 3.85% Due 5/25/2028	4,692.51	842.60	5,535.11
03/25/2024	Paydown	05593AAC3	20,000.00	BMW Vehicle Lease Trust 2023-1 A3 5.16% Due 11/25/2025	0.00	86.00	86.00
03/25/2024	Paydown	05602RAD3	40,000.00	BMW Vehicle Owner Trust 2022-A A3 3.21% Due 8/25/2026	3,082.33	56.47	3,138.80
03/25/2024	Paydown	05592XAD2	30,000.00	BMW Vehicle Owner Trust 2023-A A3 5.47% Due 2/25/2028	0.00	136.75	136.75
03/25/2024	Paydown	05601XAC3	28,856.71	BMW Vehicle Lease Trust 2022-1 A3 1.1% Due 3/25/2025	3,662.54	3.36	3,665.90
03/31/2024	Interest	912828YH7	300,000.00	US Treasury Note 1.5% Due 9/30/2024	0.00	2,250.00	2,250.00
03/31/2024	Interest	91282CFM8	150,000.00	US Treasury Note 4.125% Due 9/30/2027	0.00	3,093.75	3,093.75
03/31/2024	Interest	91282CGT2	200,000.00	US Treasury Note 3.625% Due 3/31/2028	0.00	3,625.00	3,625.00



Payment Date	Transaction Type	CUSIP	Quantity	Security Description	Principal Amount	Income	Total Amount
03/31/2024	Interest	91282CBT7	300,000.00	US Treasury Note 0.75% Due 3/31/2026	0.00	1,125.00	1,125.00
03/31/2024	Interest	91282CEF4	200,000.00	US Treasury Note 2.5% Due 3/31/2027	0.00	2,500.00	2,500.00
MAR 2024					350,626.68	46,062.95	396,689.63
04/13/2024	Interest	023135CF1	110,000.00	Amazon.com Inc Callable Note Cont 3/13/2027 3.3% Due 4/13/2027	0.00	1,815.00	1,815.00
04/14/2024	Interest	3130AJHU6	150,000.00	FHLB Note 0.5% Due 4/14/2025	0.00	375.00	375.00
04/15/2024	Interest	74340XBN0	160,000.00	Prologis LP Callable Note Cont 2/15/2027 2.125% Due 4/15/2027	0.00	1,700.00	1,700.00
04/15/2024	Interest	91282CFP1	220,000.00	US Treasury Note 4.25% Due 10/15/2025	0.00	4,675.00	4,675.00
04/15/2024	Interest	3135G0W66	175,000.00	FNMA Note 1.625% Due 10/15/2024	0.00	1,421.88	1,421.88
04/15/2024	Paydown	448977AD0	35,000.00	Hyundai Auto Receivables Trust 2022-A A3 2.22% Due 10/15/2026	1,739.88	48.72	1,788.60
04/15/2024	Paydown	44933LAC7	26,864.55	Hyundai Auto Receivables Trust 2021-A A3 0.38% Due 9/15/2025	2,689.51	1.70	2,691.21
04/15/2024	Paydown	47787JAC2	50,000.00	John Deere Owner Trust 2022-A A3 2.32% Due 9/16/2026	2,068.61	72.78	2,141.39
04/15/2024	Paydown	47789QAC4	41,350.47	John Deere Owner Trust 2021-B A3 0.52% Due 3/16/2026	2,067.23	10.76	2,077.99
04/15/2024	Paydown	477920AC6	50,000.00	John Deere Owner Trust 2023-B A3 5.18% Due 3/15/2028	0.00	215.83	215.83
04/15/2024	Paydown	58770AAC7	30,000.00	Mercedes-Benz Auto Receivable 2023-1 A3 4.51% Due 11/15/2027	0.00	112.75	112.75
04/15/2024	Paydown	89237VAB5	5,049.72	Toyota Auto Receivables Trust 2020-C A3 0.44% Due 10/15/2024	336.77	0.87	337.64
04/15/2024	Paydown	89238FAD5	45,000.00	Toyota Auto Receivables OT 2022-B A3 2.93% Due 9/15/2026	2,121.43	84.13	2,205.56
04/15/2024	Paydown	44935FAD6	29,335.31	Hyundai Auto Receivables Trust 2021-C A3 0.74% Due 5/15/2026	1,629.60	10.06	1,639.66

Small Cities Organized Risk Effort

Cash Flow Report



Account #590

As of July 31, 2023

Payment Date	Transaction Type	CUSIP	Quantity	Security Description	Principal Amount	Income	Total Amount
04/15/2024	Paydown	47788UAC6	23,807.90	John Deere Owner Trust 2021-A A3 0.36% Due 9/15/2025	1,587.71	3.34	1,591.05
04/15/2024	Paydown	43815BAC4	65,000.00	Honda Auto Receivables Trust 2022-1 A3 1.88% Due 5/15/2026	3,199.61	72.21	3,271.82
04/15/2024	Paydown	47800AAC4	50,000.00	John Deere Owner Trust 2022-B A3 3.74% Due 2/16/2027	2,039.94	149.49	2,189.43
04/15/2024	Paydown	44934KAC8	80,082.13	Hyundai Auto Receivables Trust 2021-B A3 0.38% Due 1/15/2026	5,720.94	10.87	5,731.81
04/15/2024	Paydown	47800CAC0	75,000.00	John Deere Owner Trust 2023-A A3 5.01% Due 11/15/2027	1,338.28	269.25	1,607.53
04/15/2024	Paydown	58768PAC8	120,000.00	Mercedes-Benz Auto Receivables 2022-1 A3 5.21% Due 8/16/2027	0.00	521.00	521.00
04/16/2024	Paydown	362554AC1	28,986.09	GM Financial Securitized Term 2021-4 A3 0.68% Due 9/16/2026	1,448.80	9.86	1,458.66
04/16/2024	Paydown	380146AC4	25,000.00	GM Financial Auto Receivables 2022-1 A3 1.26% Due 11/16/2026	1,174.54	17.77	1,192.31
04/16/2024	Paydown	362585AC5	40,000.00	GM Financial Securitized ART 2022-2 A3 3.1% Due 2/16/2027	1,815.32	84.59	1,899.91
04/20/2024	Paydown	36266FAC3	50,000.00	GM Financial Auto Lease Trust 2022-2 A3 3.42% Due 6/20/2025	7,142.85	81.46	7,224.31
04/20/2024	Paydown	92348KAV5	45,000.00	Verizon Master Trust 2022-5 A1A 3.72% Due 7/20/2027	2,606.11	115.41	2,721.52
04/20/2024	Paydown	36265MAC9	80,000.00	GM Financial Auto Lease Trust 2022-1 A3 1.9% Due 3/20/2025	10,153.75	16.08	10,169.83
04/21/2024	Paydown	43815GAC3	38,996.09	Honda Auto Receivables Trust 2021-4 A3 0.88% Due 1/21/2026	2,051.95	16.57	2,068.52
04/21/2024	Paydown	43815JAC7	40,000.00	Honda Auto Receivables Owner 2023-1 A3 5.04% Due 4/21/2027	0.00	168.00	168.00
04/22/2024	Interest	3135G03U5	105,000.00	FNMA Note 0.625% Due 4/22/2025	0.00	328.13	328.13
04/22/2024	Interest	459058JB0	130,000.00	Intl. Bank Recon & Development Note 0.625% Due 4/22/2025	0.00	406.25	406.25
04/22/2024	Interest	46647PBK1	50,000.00	JP Morgan Chase & Co Callable Note Cont 4/22/2025 2.083% Due 4/22/2026	0.00	520.75	520.75



Payment Date	Transaction Type	CUSIP	Quantity	Security Description	Principal Amount	Income	Total Amount
04/25/2024	Paydown	05592XAD2	30,000.00	BMW Vehicle Owner Trust 2023-A A3 5.47% Due 2/25/2028	0.00	136.75	136.75
04/25/2024	Paydown	05593AAC3	20,000.00	BMW Vehicle Lease Trust 2023-1 A3 5.16% Due 11/25/2025	0.00	86.00	86.00
04/25/2024	Paydown	3137FG6X8	295,000.00	FHLMC K077 A2 3.85% Due 5/25/2028	4,709.71	827.55	5,537.26
04/25/2024	Paydown	05602RAD3	40,000.00	BMW Vehicle Owner Trust 2022-A A3 3.21% Due 8/25/2026	2,849.38	48.22	2,897.60
04/28/2024	Interest	459058JL8	180,000.00	Intl. Bank Recon & Development Note 0.5% Due 10/28/2025	0.00	450.00	450.00
04/30/2024	Interest	91282CDG3	325,000.00	US Treasury Note 1.125% Due 10/31/2026	0.00	1,828.13	1,828.13
04/30/2024	Interest	91282CHA2	220,000.00	US Treasury Note 3.5% Due 4/30/2028	0.00	3,850.00	3,850.00
04/30/2024	Interest	91282CFU0	220,000.00	US Treasury Note 4.125% Due 10/31/2027	0.00	4,537.50	4,537.50
04/30/2024	Interest	91282CBW0	150,000.00	US Treasury Note 0.75% Due 4/30/2026	0.00	562.50	562.50
04/30/2024	Interest	91282CEN7	340,000.00	US Treasury Note 2.75% Due 4/30/2027	0.00	4,675.00	4,675.00
APR 2024					60,491.92	30,337.16	90,829.08
05/01/2024	Interest	06367WB85	150,000.00	Bank of Montreal Note 1.85% Due 5/1/2025	0.00	1,387.50	1,387.50
05/01/2024	Interest	438516BL9	180,000.00	Honeywell Intl Callable Note 08/01/2026 2.5% Due 11/1/2026	0.00	2,250.00	2,250.00
05/04/2024	Interest	61772BAB9	150,000.00	Morgan Stanley Callable Note Cont 5/4/2026 1.593% Due 5/4/2027	0.00	1,194.76	1,194.76
05/07/2024	Interest	3135G06G3	215,000.00	FNMA Note 0.5% Due 11/7/2025	0.00	537.50	537.50
05/12/2024	Maturity	023135BW5	95,000.00	Amazon.com Inc Note 0.45% Due 5/12/2024	95,000.00	213.75	95,213.75
05/13/2024	Interest	14913R2V8	55,000.00	Caterpillar Financial Service Note 3.4% Due 5/13/2025	0.00	935.00	935.00

Cash Flow Report

As of July 31, 2023



Payment Date	Transaction Type	CUSIP	Quantity	Security Description	Principal Amount	Income	Total Amount
05/15/2024	Interest	91324PEC2	175,000.00	United Health Group Inc Callable Note Cont 4/15/2026 1.15% Due 5/15/2026	0.00	1,006.25	1,006.25
05/15/2024	Interest	9128283F5	200,000.00	US Treasury Note 2.25% Due 11/15/2027	0.00	2,250.00	2,250.00
05/15/2024	Maturity	912828WJ5	150,000.00	US Treasury Note 2.5% Due 5/15/2024	150,000.00	1,875.00	151,875.00
05/15/2024	Paydown	89237VAB5	5,049.72	Toyota Auto Receivables Trust 2020-C A3 0.44% Due 10/15/2024	336.90	0.74	337.64
05/15/2024	Paydown	43815BAC4	65,000.00	Honda Auto Receivables Trust 2022-1 A3 1.88% Due 5/15/2026	3,213.64	67.20	3,280.84
05/15/2024	Paydown	47788UAC6	23,807.90	John Deere Owner Trust 2021-A A3 0.36% Due 9/15/2025	1,588.22	2.86	1,591.08
05/15/2024	Paydown	47800AAC4	50,000.00	John Deere Owner Trust 2022-B A3 3.74% Due 2/16/2027	2,044.02	143.13	2,187.15
05/15/2024	Paydown	58768PAC8	120,000.00	Mercedes-Benz Auto Receivables 2022-1 A3 5.21% Due 8/16/2027	0.00	521.00	521.00
05/15/2024	Paydown	448977AD0	35,000.00	Hyundai Auto Receivables Trust 2022-A A3 2.22% Due 10/15/2026	1,742.11	45.50	1,787.61
05/15/2024	Paydown	44934KAC8	80,082.13	Hyundai Auto Receivables Trust 2021-B A3 0.38% Due 1/15/2026	5,721.46	9.06	5,730.52
05/15/2024	Paydown	47787JAC2	50,000.00	John Deere Owner Trust 2022-A A3 2.32% Due 9/16/2026	2,071.26	68.78	2,140.04
05/15/2024	Paydown	47800CAC0	75,000.00	John Deere Owner Trust 2023-A A3 5.01% Due 11/15/2027	1,343.86	263.67	1,607.53
05/15/2024	Paydown	44933LAC7	26,864.55	Hyundai Auto Receivables Trust 2021-A A3 0.38% Due 9/15/2025	2,690.39	0.85	2,691.24
05/15/2024	Paydown	44935FAD6	29,335.31	Hyundai Auto Receivables Trust 2021-C A3 0.74% Due 5/15/2026	1,629.88	9.05	1,638.93
05/15/2024	Paydown	47789QAC4	41,350.47	John Deere Owner Trust 2021-B A3 0.52% Due 3/16/2026	2,067.43	9.86	2,077.29
05/15/2024	Paydown	477920AC6	50,000.00	John Deere Owner Trust 2023-B A3 5.18% Due 3/15/2028	0.00	215.83	215.83



Payment Date	Transaction Type	CUSIP	Quantity	Security Description	Principal Amount	Income	Total Amount
05/15/2024	Paydown	58770AAC7	30,000.00	Mercedes-Benz Auto Receivable 2023-1 A3 4.51% Due 11/15/2027	0.00	112.75	112.75
05/15/2024	Paydown	89238FAD5	45,000.00	Toyota Auto Receivables OT 2022-B A3 2.93% Due 9/15/2026	2,125.67	78.95	2,204.62
05/16/2024	Paydown	362554AC1	28,986.09	GM Financial Securitized Term 2021-4 A3 0.68% Due 9/16/2026	1,449.14	9.04	1,458.18
05/16/2024	Paydown	362585AC5	40,000.00	GM Financial Securitized ART 2022-2 A3 3.1% Due 2/16/2027	1,815.76	79.90	1,895.66
05/16/2024	Paydown	380146AC4	25,000.00	GM Financial Auto Receivables 2022-1 A3 1.26% Due 11/16/2026	1,179.70	16.53	1,196.23
05/20/2024	Interest	747525AF0	140,000.00	Qualcomm Inc Callable Note Cont 2/20/2025 3.45% Due 5/20/2025	0.00	2,415.00	2,415.00
05/20/2024	Paydown	92348KAV5	45,000.00	Verizon Master Trust 2022-5 A1A 3.72% Due 7/20/2027	2,614.19	107.33	2,721.52
05/20/2024	Paydown	36266FAC3	50,000.00	GM Financial Auto Lease Trust 2022-2 A3 3.42% Due 6/20/2025	7,144.58	61.10	7,205.68
05/21/2024	Paydown	43815GAC3	38,996.09	Honda Auto Receivables Trust 2021-4 A3 0.88% Due 1/21/2026	2,052.42	15.07	2,067.49
05/21/2024	Paydown	43815JAC7	40,000.00	Honda Auto Receivables Owner 2023-1 A3 5.04% Due 4/21/2027	0.00	168.00	168.00
05/25/2024	Paydown	3137FG6X8	295,000.00	FHLMC K077 A2 3.85% Due 5/25/2028	4,726.98	812.44	5,539.42
05/25/2024	Paydown	05592XAD2	30,000.00	BMW Vehicle Owner Trust 2023-A A3 5.47% Due 2/25/2028	0.00	136.75	136.75
05/25/2024	Paydown	05593AAC3	20,000.00	BMW Vehicle Lease Trust 2023-1 A3 5.16% Due 11/25/2025	0.00	86.00	86.00
05/25/2024	Paydown	05602RAD3	40,000.00	BMW Vehicle Owner Trust 2022-A A3 3.21% Due 8/25/2026	2,615.98	40.60	2,656.58
05/31/2024	Interest	91282CAZ4	300,000.00	US Treasury Note 0.375% Due 11/30/2025	0.00	562.50	562.50
05/31/2024	Interest	91282CHE4	180,000.00	US Treasury Note 3.625% Due 5/31/2028	0.00	3,262.50	3,262.50
05/31/2024	Interest	912828J7	275,000.00	US Treasury Note 2.125% Due 11/30/2024	0.00	2,921.88	2,921.88

Cash Flow Report

As of July 31, 2023



Payment Date	Transaction Type	CUSIP	Quantity	Security Description	Principal Amount	Income	Total Amount
MAY 2024					295,173.59	23,893.63	319,067.22
06/09/2024	Interest	3130AWMN7	200,000.00	FHLB Note 4.375% Due 6/9/2028	0.00	4,375.00	4,375.00
06/10/2024	Interest	78015K7H1	150,000.00	Royal Bank of Canada Note 1.15% Due 6/10/2025	0.00	862.50	862.50
06/12/2024	Interest	3130ATUC9	300,000.00	FHLB Note 4.5% Due 12/12/2025	0.00	6,750.00	6,750.00
06/14/2024	Maturity	3130A1XJ2	230,000.00	FHLB Note 2.875% Due 6/14/2024	230,000.00	3,306.26	233,306.26
06/15/2024	Interest	63743HFE7	85,000.00	National Rural Utilities Note 3.45% Due 6/15/2025	0.00	1,466.25	1,466.25
06/15/2024	Paydown	44935FAD6	29,335.31	Hyundai Auto Receivables Trust 2021-C A3 0.74% Due 5/15/2026	1,630.14	8.05	1,638.19
06/15/2024	Paydown	47800CAC0	75,000.00	John Deere Owner Trust 2023-A A3 5.01% Due 11/15/2027	1,349.47	258.06	1,607.53
06/15/2024	Paydown	448977AD0	35,000.00	Hyundai Auto Receivables Trust 2022-A A3 2.22% Due 10/15/2026	1,744.35	42.28	1,786.63
06/15/2024	Paydown	47787JAC2	50,000.00	John Deere Owner Trust 2022-A A3 2.32% Due 9/16/2026	2,073.93	64.77	2,138.70
06/15/2024	Paydown	47800AAC4	50,000.00	John Deere Owner Trust 2022-B A3 3.74% Due 2/16/2027	2,048.10	136.76	2,184.86
06/15/2024	Paydown	47789QAC4	41,350.47	John Deere Owner Trust 2021-B A3 0.52% Due 3/16/2026	2,067.62	8.96	2,076.58
06/15/2024	Paydown	477920AC6	50,000.00	John Deere Owner Trust 2023-B A3 5.18% Due 3/15/2028	0.00	215.83	215.83
06/15/2024	Paydown	58770AAC7	30,000.00	Mercedes-Benz Auto Receivable 2023-1 A3 4.51% Due 11/15/2027	0.00	112.75	112.75
06/15/2024	Paydown	89237VAB5	5,049.72	Toyota Auto Receivables Trust 2020-C A3 0.44% Due 10/15/2024	337.02	0.62	337.64
06/15/2024	Paydown	89238FAD5	45,000.00	Toyota Auto Receivables OT 2022-B A3 2.93% Due 9/15/2026	2,129.91	73.76	2,203.67
06/15/2024	Paydown	43815BAC4	65,000.00	Honda Auto Receivables Trust 2022-1 A3 1.88% Due 5/15/2026	3,227.72	62.17	3,289.89



Payment Date	Transaction Type	CUSIP	Quantity	Security Description	Principal Amount	Income	Total Amount
06/15/2024	Paydown	44934KAC8	80,082.13	Hyundai Auto Receivables Trust 2021-B A3 0.38% Due 1/15/2026	5,721.99	7.25	5,729.24
06/15/2024	Paydown	47788UAC6	23,807.90	John Deere Owner Trust 2021-A A3 0.36% Due 9/15/2025	1,588.74	2.38	1,591.12
06/15/2024	Paydown	58768PAC8	120,000.00	Mercedes-Benz Auto Receivables 2022-1 A3 5.21% Due 8/16/2027	4,752.55	521.00	5,273.55
06/16/2024	Paydown	380146AC4	25,000.00	GM Financial Auto Receivables 2022-1 A3 1.26% Due 11/16/2026	1,184.87	15.29	1,200.16
06/16/2024	Paydown	362554AC1	28,986.09	GM Financial Securitized Term 2021-4 A3 0.68% Due 9/16/2026	1,449.47	8.22	1,457.69
06/16/2024	Paydown	362585AC5	40,000.00	GM Financial Securitized ART 2022-2 A3 3.1% Due 2/16/2027	1,816.20	75.21	1,891.41
06/17/2024	Interest	3135G04Z3	260,000.00	FNMA Note 0.5% Due 6/17/2025	0.00	650.00	650.00
06/18/2024	Interest	89236TJK2	130,000.00	Toyota Motor Credit Corp Note 1.125% Due 6/18/2026	0.00	731.25	731.25
06/19/2024	Interest	06051GJD2	80,000.00	Bank of America Corp Callable Note Cont 6/19/2025 1.319% Due 6/19/2026	0.00	527.60	527.60
06/20/2024	Paydown	36266FAC3	50,000.00	GM Financial Auto Lease Trust 2022-2 A3 3.42% Due 6/20/2025	7,146.31	40.74	7,187.05
06/20/2024	Paydown	92348KAV5	45,000.00	Verizon Master Trust 2022-5 A1A 3.72% Due 7/20/2027	2,622.29	99.23	2,721.52
06/21/2024	Paydown	43815GAC3	38,996.09	Honda Auto Receivables Trust 2021-4 A3 0.88% Due 1/21/2026	2,052.90	13.56	2,066.46
06/21/2024	Paydown	43815JAC7	40,000.00	Honda Auto Receivables Owner 2023-1 A3 5.04% Due 4/21/2027	0.00	168.00	168.00
06/25/2024	Paydown	05593AAC3	20,000.00	BMW Vehicle Lease Trust 2023-1 A3 5.16% Due 11/25/2025	1,965.73	86.00	2,051.73
06/25/2024	Paydown	05592XAD2	30,000.00	BMW Vehicle Owner Trust 2023-A A3 5.47% Due 2/25/2028	0.00	136.75	136.75
06/25/2024	Paydown	05602RAD3	40,000.00	BMW Vehicle Owner Trust 2022-A A3 3.21% Due 8/25/2026	2,382.13	33.60	2,415.73
06/25/2024	Paydown	3137FG6X8	295,000.00	FHLMC K077 A2 3.85% Due 5/25/2028	4,744.31	797.27	5,541.58



Payment Date	Transaction Type	CUSIP	Quantity	Security Description	Principal Amount	Income	Total Amount
06/27/2024	Maturity	02665WCZ2	150,000.00	American Honda Finance Note 2.4% Due 6/27/2024	150,000.00	1,800.00	151,800.00
06/30/2024	Interest	91282CGC9	180,000.00	US Treasury Note 3.875% Due 12/31/2027	0.00	3,487.50	3,487.50
06/30/2024	Interest	91282CBC4	125,000.00	US Treasury Note 0.375% Due 12/31/2025	0.00	234.38	234.38
06/30/2024	Interest	91282CEW7	175,000.00	US Treasury Note 3.25% Due 6/30/2027	0.00	2,843.75	2,843.75
JUN 2024					434,035.75	30,023.00	464,058.75
07/01/2024	Maturity	4581X0EE4	85,000.00	Inter-American Dev Bank Note 3.25% Due 7/1/2024	85,000.00	1,381.25	86,381.25
07/07/2024	Interest	3135G0X24	235,000.00	FNMA Note 1.625% Due 1/7/2025	0.00	1,909.38	1,909.38
07/13/2024	Interest	45950KDD9	85,000.00	International Finance Corp Note 4.5% Due 7/13/2028	0.00	1,912.50	1,912.50
07/15/2024	Interest	87612EBM7	70,000.00	Target Corp Callable Note Cont 12/15/2026 1.95% Due 1/15/2027	0.00	682.50	682.50
07/15/2024	Maturity	79466LAG9	25,000.00	Salesforce.com Inc Callable Note Cont 7/15/2022 0.625% Due 7/15/2024	25,000.00	78.13	25,078.13
07/15/2024	Paydown	47800CAC0	75,000.00	John Deere Owner Trust 2023-A A3 5.01% Due 11/15/2027	1,355.11	252.42	1,607.53
07/15/2024	Paydown	89237VAB5	5,049.72	Toyota Auto Receivables Trust 2020-C A3 0.44% Due 10/15/2024	337.15	0.49	337.64
07/15/2024	Paydown	448977AD0	35,000.00	Hyundai Auto Receivables Trust 2022-A A3 2.22% Due 10/15/2026	1,746.59	39.05	1,785.64
07/15/2024	Paydown	44934KAC8	80,082.13	Hyundai Auto Receivables Trust 2021-B A3 0.38% Due 1/15/2026	5,722.51	5.44	5,727.95
07/15/2024	Paydown	47787JAC2	50,000.00	John Deere Owner Trust 2022-A A3 2.32% Due 9/16/2026	2,076.59	60.76	2,137.35
07/15/2024	Paydown	43815BAC4	65,000.00	Honda Auto Receivables Trust 2022-1 A3 1.88% Due 5/15/2026	3,241.87	57.11	3,298.98
07/15/2024	Paydown	47789QAC4	41,350.47	John Deere Owner Trust 2021-B A3 0.52% Due 3/16/2026	2,067.80	8.07	2,075.87

Small Cities Organized Risk Effort

Cash Flow Report



Account #590

As of July 31, 2023

Payment Date	Transaction Type	CUSIP	Quantity	Security Description	Principal Amount	Income	Total Amount
07/15/2024	Paydown	477920AC6	50,000.00	John Deere Owner Trust 2023-B A3 5.18% Due 3/15/2028	0.00	215.83	215.83
07/15/2024	Paydown	58768PAC8	120,000.00	Mercedes-Benz Auto Receivables 2022-1 A3 5.21% Due 8/16/2027	4,773.38	500.37	5,273.75
07/15/2024	Paydown	58770AAC7	30,000.00	Mercedes-Benz Auto Receivable 2023-1 A3 4.51% Due 11/15/2027	0.00	112.75	112.75
07/15/2024	Paydown	89238FAD5	45,000.00	Toyota Auto Receivables OT 2022-B A3 2.93% Due 9/15/2026	2,134.17	68.56	2,202.73
07/15/2024	Paydown	44935FAD6	29,335.31	Hyundai Auto Receivables Trust 2021-C A3 0.74% Due 5/15/2026	1,630.42	7.04	1,637.46
07/15/2024	Paydown	47788UAC6	23,807.90	John Deere Owner Trust 2021-A A3 0.36% Due 9/15/2025	1,589.25	1.91	1,591.16
07/15/2024	Paydown	47800AAC4	50,000.00	John Deere Owner Trust 2022-B A3 3.74% Due 2/16/2027	2,052.19	130.38	2,182.57
07/16/2024	Paydown	362585AC5	40,000.00	GM Financial Securitized ART 2022-2 A3 3.1% Due 2/16/2027	1,816.65	70.51	1,887.16
07/16/2024	Paydown	362554AC1	28,986.09	GM Financial Securitized Term 2021-4 A3 0.68% Due 9/16/2026	1,449.81	7.40	1,457.21
07/16/2024	Paydown	380146AC4	25,000.00	GM Financial Auto Receivables 2022-1 A3 1.26% Due 11/16/2026	1,190.06	14.05	1,204.11
07/20/2024	Interest	06051GGF0	100,000.00	Bank of America Corp Callable Note 1/20/2027 3.824% Due 1/20/2028	0.00	1,912.00	1,912.00
07/20/2024	Paydown	92348KAV5	45,000.00	Verizon Master Trust 2022-5 A1A 3.72% Due 7/20/2027	2,630.42	91.10	2,721.52
07/20/2024	Paydown	36266FAC3	50,000.00	GM Financial Auto Lease Trust 2022-2 A3 3.42% Due 6/20/2025	7,148.04	20.37	7,168.41
07/21/2024	Interest	3137EAEU9	140,000.00	FHLMC Note 0.375% Due 7/21/2025	0.00	262.50	262.50
07/21/2024	Paydown	43815GAC3	38,996.09	Honda Auto Receivables Trust 2021-4 A3 0.88% Due 1/21/2026	2,053.38	12.06	2,065.44
07/21/2024	Paydown	43815JAC7	40,000.00	Honda Auto Receivables Owner 2023-1 A3 5.04% Due 4/21/2027	0.00	168.00	168.00
07/25/2024	Paydown	05592XAD2	30,000.00	BMW Vehicle Owner Trust 2023-A A3 5.47% Due 2/25/2028	0.00	136.75	136.75



Payment Date	Transaction Type	CUSIP	Quantity	Security Description	Principal Amount	Income	Total Amount
07/25/2024	Paydown	05593AAC3	20,000.00	BMW Vehicle Lease Trust 2023-1 A3 5.16% Due 11/25/2025	1,973.27	77.55	2,050.82
07/25/2024	Paydown	05602RAD3	40,000.00	BMW Vehicle Owner Trust 2022-A A3 3.21% Due 8/25/2026	2,147.82	27.23	2,175.05
07/25/2024	Paydown	3137FG6X8	295,000.00	FHLMC K077 A2 3.85% Due 5/25/2028	4,761.71	782.05	5,543.76
07/26/2024	Maturity	3133EKWV4	150,000.00	FFCB Note 1.85% Due 7/26/2024	150,000.00	1,387.50	151,387.50
JUL 2024					313,898.19	12,393.01	326,291.20
TOTAL					1,990,191.03	350,005.25	2,340,196.28



Chandler Asset Management, Inc. ("Chandler") is an SEC registered investment adviser. For additional information about our firm, please see our current disclosures (Form ADV). To obtain a copy of our current disclosures, you may contact your client service representative by calling the number on the front of this statement or you may visit our website at www.chandlerasset.com.

Information contained in this monthly statement is confidential and is provided for informational purposes only and should not be construed as specific investment or legal advice. The information contained herein was obtained from sources believed to be reliable as of the date of this statement, but may become outdated or superseded at any time without notice.

Custody: Your qualified custodian bank maintains control of all assets reflected in this statement and we urge you to compare this statement to the one you receive from your qualified custodian. Chandler does not have any authority to withdraw or deposit funds from/to the custodian account.

Valuation: Prices are provided by IDC, an independent pricing source. In the event IDC does not provide a price or if the price provided is not reflective of fair market value, Chandler will obtain pricing from an alternative approved third party pricing source in accordance with our written valuation policy and procedures. Our valuation procedures are also disclosed in Item 5 of our Form ADV Part 2A.

Performance: Performance results are presented gross-of-advisory fees and represent the client's Total Return. The deduction of advisory fees lowers performance results. These results include the reinvestment of dividends and other earnings. Past performance may not be indicative of future results. Therefore, clients should not assume that future performance of any specific investment or investment strategy will be profitable or equal to past performance levels. All investment strategies have the potential for profit or loss. Economic factors, market conditions or changes in investment strategies, contributions or withdrawals may materially alter the performance and results of your portfolio.

Source ice Data Indices, LLC ("ICE"), used with permission. ICE PERMITS USE OF THE ICE INDICES AND RELATED DATA ON AN "AS IS" BASIS; ICE, ITS AFFILIATES AND THEIR RESPECTIVE THIRD PARTY SUPPLIERS DISCLAIM ANY AND ALL WARRANTIES AND REPRESENTATIONS, EXPRESS AND/OR IMPLIED, INCLUDING ANY WARRANTIES OF MERCHANTABILITY OR FITNESS FOR A PARTICULAR PURPOSE OR USE, INCLUDING THE INDICES, INDEX DATA AND ANY DATA INCLUDED IN, RELATED TO, OR DERIVED THEREFROM. NEITHER ICE DATA, ITS AFFILIATES OR THEIR RESPECTIVE THIRD PARTY PROVIDERS GUARANTEE THE QUALITY, ADEQUACY, ACCURACY, TIMELINESS OR COMPLETENESS OF THE INDICES OR THE INDEX DATA OR ANY COMPONENT THEREOF, AND THE INDICES AND INDEX DATA AND ALL COMPONENTS THEREOF ARE PROVIDED ON AN "AS IS" BASIS AND LICENSEE'S USE IS AT LICENSEE'S OWN RISK. ICE DATA, ITS AFFILIATES AND THEIR RESPECTIVE THIRD PARTY DO NOT SPONSOR, ENDORSE, OR RECOMMEND CHANDLER, OR ANY OF ITS PRODUCTS OR SERVICES.

Index returns assume reinvestment of all distributions. Historical performance results for investment indexes generally do not reflect the deduction of transaction and/or custodial charges or the deduction of an investment management fee, the incurrence of which would have the effect of decreasing historical performance results. It is not possible to invest directly in an index.

Ratings: Ratings information have been provided by Moody's, S&P and Fitch through data feeds we believe to be reliable as of the date of this statement, however we cannot guarantee its accuracy.

Security level ratings for U.S. Agency issued mortgage-backed securities ("MBS") reflect the issuer rating because the securities themselves are not rated. The issuing U.S. Agency guarantees the full and timely payment of both principal and interest and carries a AA+/Aaa/AAA by S&P, Moody's and Fitch respectively.



Benchmark Index	Disclosure
ICE BofA 1-5 Yr US Treasury & Agency Index	The ICE BofA 1-5 Year US Treasury & Agency Index tracks the performance of US dollar denominated US Treasury and nonsubordinated US agency debt issued in the US domestic market. Qualifying securities must have an investment grade rating (based on an average of Moody's, S&P and Fitch). Qualifying securities must have at least one year remaining term to final maturity and less than five years remaining term to final maturity, at least 18 months to maturity at time of issuance, a fixed coupon schedule, and a minimum amount outstanding of \$1 billion for sovereigns and \$250 million for agencies.
ICE BofA 1-5 Yr AAA-A US Corp & Govt Index	The ICE BofA US 1-5 Year AAA-A US Corporate & Government Index tracks the performance of US dollar denominated investment grade debt publicly issued in the US domestic market, including US Treasury, US agency, foreign government, supranational, and corporate securities. Qualifying securities must be issued from US issuers and be rated AAA through A3 (based on an average of Moody's, S&P and Fitch). In addition, qualifying securities must have at least one year remaining term to final maturity and less than five years remaining term to final maturity, at least 18 months to final maturity at point of issuance, a fixed coupon schedule, and a minimum amount outstanding of \$1 billion for US Treasuries and \$250 million for all other securities.

**SCORE
Transaction Report
March - June, 2023**

Date	Transaction Type	Num	Adj	Name	Memo/Description	Account	Debit	Credit	Balance
CASH IN BANK									
TRUST ACCOUNTS									
- Trust - WC Intercare 3799									
06/01/2023	Journal Entry	06072023SCORE	No	Intercare Holdings Insurance Services	WC Initial Funding - Intercare	106.05 CASH IN BANK:TRUST ACCOUNTS- Trust - WC Intercare 3799	200,000.00		200,000.00
06/30/2023	Journal Entry	Intercare Test Tran	No		Test Transaction	106.05 CASH IN BANK:TRUST ACCOUNTS- Trust - WC Intercare 3799	0.01		200,000.01
Total for - Trust - WC Intercare 3799							\$ 200,000.01		
106-03 - Trust - Lab- WFB 5243									
Beginning Balance									
03/31/2023	Journal Entry	SF-5243-2023-01257315	No	SCORE Liability*	Refunds / Recoveries per Sedgwick Transaction Rpt	CASH IN BANK TRUST ACCOUNTS-106-03 - Trust - Lab- WFB 5243	19,375.82		210,860.18
03/31/2023	Journal Entry	GL Trust Recon 523	Yes		Adjustment to Trust Cash	CASH IN BANK TRUST ACCOUNTS-106-03 - Trust - Lab- WFB 5243	0.00		210,860.18
03/31/2023	Journal Entry	GL Trust Recon 523	Yes		Voided Checks per Sedgwick Transaction Rpt	CASH IN BANK TRUST ACCOUNTS-106-03 - Trust - Lab- WFB 5243	0.00		210,860.18
03/31/2023	Journal Entry	GL Trust Recon 523	Yes		Payments issued by Sedgwick	CASH IN BANK TRUST ACCOUNTS-106-03 - Trust - Lab- WFB 5243	44,303.45	44,303.45	166,556.73
04/30/2023	Journal Entry	SF-5243-2023-01274856	No	SCORE Liability*	Adjustment to Trust Cash	CASH IN BANK TRUST ACCOUNTS-106-03 - Trust - Lab- WFB 5243	44,303.45		210,860.18
04/30/2023	Journal Entry	GL Trust Recon 423	Yes		Voided Checks per Sedgwick Transaction Rpt	CASH IN BANK TRUST ACCOUNTS-106-03 - Trust - Lab- WFB 5243	846.84		211,707.02
04/30/2023	Journal Entry	GL Trust Recon 423	Yes		Refunds / Recoveries per Sedgwick Transaction Rpt	CASH IN BANK TRUST ACCOUNTS-106-03 - Trust - Lab- WFB 5243	0.00		211,707.02
04/30/2023	Journal Entry	GL Trust Recon 423	Yes		Payments issued by Sedgwick	CASH IN BANK TRUST ACCOUNTS-106-03 - Trust - Lab- WFB 5243	57,857.36	57,857.36	153,849.66
05/31/2023	Journal Entry	GL Trust Recon 523	Yes		Voided Checks per Sedgwick Transaction Rpt	CASH IN BANK TRUST ACCOUNTS-106-03 - Trust - Lab- WFB 5243	7,360.53		161,204.19
05/31/2023	Journal Entry	GL Trust Recon 523	Yes		Payments issued by Sedgwick	CASH IN BANK TRUST ACCOUNTS-106-03 - Trust - Lab- WFB 5243	0.00	46,796.24	114,437.95
05/31/2023	Journal Entry	GL Trust Recon 523	Yes		Refunds / Recoveries per Sedgwick Transaction Rpt	CASH IN BANK TRUST ACCOUNTS-106-03 - Trust - Lab- WFB 5243	0.00		114,437.95
05/31/2023	Journal Entry	GL Trust Recon 523	Yes		Adjustment to Trust Cash	CASH IN BANK TRUST ACCOUNTS-106-03 - Trust - Lab- WFB 5243	0.00		114,437.95
06/30/2023	Journal Entry	GL Trust Recon 623	Yes		Refunds / Recoveries per Sedgwick Transaction Rpt	CASH IN BANK TRUST ACCOUNTS-106-03 - Trust - Lab- WFB 5243	0.00		114,437.95
06/30/2023	Journal Entry	GL Trust Recon 623	Yes		Voided Checks per Sedgwick Transaction Rpt	CASH IN BANK TRUST ACCOUNTS-106-03 - Trust - Lab- WFB 5243	4,796.22		119,196.17
06/30/2023	Journal Entry	GL Trust Recon 623	Yes		Payments issued by Sedgwick	CASH IN BANK TRUST ACCOUNTS-106-03 - Trust - Lab- WFB 5243	66,294.37		52,903.80
Total for 106-03 - Trust - Lab- WFB 5243							\$ 76,648.06	\$ 215,221.42	
106-04 - Trust - WC - WFB 4948									
Beginning Balance									
03/31/2023	Journal Entry	SF-4948-2023-01257354	No	SCORE Workers Compensation*	Refunds / Recoveries per Sedgwick Transaction Rpt	CASH IN BANK TRUST ACCOUNTS-106-04 - Trust - WC - WFB 4948	32,104.22		173,004.66
03/31/2023	Journal Entry	WC Trust Recon 323	Yes		Voided Checks per Sedgwick Transaction Rpt	CASH IN BANK TRUST ACCOUNTS-106-04 - Trust - WC - WFB 4948	1,289.85		174,294.81
03/31/2023	Journal Entry	WC Trust Recon 323	Yes		Refunds / Recoveries per Sedgwick Transaction Rpt	CASH IN BANK TRUST ACCOUNTS-106-04 - Trust - WC - WFB 4948	0.00		174,294.81
03/31/2023	Journal Entry	WC Trust Recon 323	Yes		Payments issued by Sedgwick	CASH IN BANK TRUST ACCOUNTS-106-04 - Trust - WC - WFB 4948	0.00	64,187.80	110,136.93
03/31/2023	Journal Entry	WC Trust Recon 323	Yes		Adjustment to Trust Cash - Prolapsed claim	CASH IN BANK TRUST ACCOUNTS-106-04 - Trust - WC - WFB 4948	1,213.93		111,350.86
04/30/2023	Journal Entry	SF-4948-2023-01276251	No	SCORE Workers Compensation*	Refunds / Recoveries per Sedgwick Transaction Rpt	CASH IN BANK TRUST ACCOUNTS-106-04 - Trust - WC - WFB 4948	176,447.49		287,598.35
04/30/2023	Journal Entry	WC Trust Recon 423	Yes		Voided Checks per Sedgwick Transaction Rpt	CASH IN BANK TRUST ACCOUNTS-106-04 - Trust - WC - WFB 4948	0.00		287,598.35
04/30/2023	Journal Entry	WC Trust Recon 423	Yes		Payments issued by Sedgwick	CASH IN BANK TRUST ACCOUNTS-106-04 - Trust - WC - WFB 4948	0.00	35,447.41	323,045.76
04/30/2023	Journal Entry	WC Trust Recon 423	Yes		Refunds / Recoveries per Sedgwick Transaction Rpt	CASH IN BANK TRUST ACCOUNTS-106-04 - Trust - WC - WFB 4948	0.00		323,045.76
04/30/2023	Journal Entry	WC Trust Recon 423	Yes		Adjustment to Trust Cash - Prolapsed claim	CASH IN BANK TRUST ACCOUNTS-106-04 - Trust - WC - WFB 4948	0.00		323,045.76
05/31/2023	Journal Entry	WC Trust Recon 523	Yes		Refunds / Recoveries per Sedgwick Transaction Rpt	CASH IN BANK TRUST ACCOUNTS-106-04 - Trust - WC - WFB 4948	179,785.82		502,831.58
05/31/2023	Journal Entry	WC Trust Recon 523	Yes		Refunds / Recoveries per Sedgwick Transaction Rpt	CASH IN BANK TRUST ACCOUNTS-106-04 - Trust - WC - WFB 4948	0.00	173,807.97	676,639.55
05/31/2023	Journal Entry	WC Trust Recon 523	Yes		Refunds / Recoveries per Sedgwick Transaction Rpt	CASH IN BANK TRUST ACCOUNTS-106-04 - Trust - WC - WFB 4948	0.00		676,639.55
05/31/2023	Journal Entry	WC Trust Recon 523	Yes		Adjustment to Trust Cash - Prolapsed claim	CASH IN BANK TRUST ACCOUNTS-106-04 - Trust - WC - WFB 4948	0.00		676,639.55
05/31/2023	Journal Entry	WC Trust Recon 523	Yes		Voided Checks per Sedgwick Transaction Rpt	CASH IN BANK TRUST ACCOUNTS-106-04 - Trust - WC - WFB 4948	2,241.63		20,370.42
06/30/2023	Journal Entry	GL Trust Recon 623	Yes		Payments issued by Sedgwick	CASH IN BANK TRUST ACCOUNTS-106-04 - Trust - WC - WFB 4948	0.00	72,233.59	128,136.43
06/30/2023	Journal Entry	GL Trust Recon 623	Yes		Refunds / Recoveries per Sedgwick Transaction Rpt	CASH IN BANK TRUST ACCOUNTS-106-04 - Trust - WC - WFB 4948	0.00		128,136.43
06/30/2023	Journal Entry	GL Trust Recon 623	Yes		Adjustment to Trust Cash - Prolapsed claim	CASH IN BANK TRUST ACCOUNTS-106-04 - Trust - WC - WFB 4948	0.00		128,136.43
06/30/2023	Journal Entry	GL Trust Recon 623	Yes		Voided Checks per Sedgwick Transaction Rpt	CASH IN BANK TRUST ACCOUNTS-106-04 - Trust - WC - WFB 4948	4,056.36		132,192.79
Total for 106-04 - Trust - WC - WFB 4948							\$ 336,939.30	\$ 345,647.25	
Total for TRUST ACCOUNTS									
LAF									
Beginning Balance									
03/22/2023	Journal Entry	LAF Transfers	No	Xfer from LAF to WFB 32223		150 CASH IN BANK:LAF	2,500,000.00		4,681,780.66
03/31/2023	Journal Entry	LAF Interest	No	Interest received (see prior gr statement)		150 CASH IN BANK:LAF	32,527.96		2,124,308.02
04/01/2023	Transfer		No			150 CASH IN BANK:LAF	600,000.00		1,914,308.02
04/11/2023	Transfer		No			150 CASH IN BANK:LAF	200,000.00		1,414,308.02
06/15/2023	Transfer		No			150 CASH IN BANK:LAF	1,200,000.00		214,308.02
06/30/2023	Journal Entry	LAF Interest 523	No	Interest received (see prior gr statement)		150 CASH IN BANK:LAF	29,188.55		243,496.57
Total for LAF							\$ 61,716.51	\$ 4,500,000.00	
106-02 - WFB 9165 - Main									
Beginning Balance									
03/31/2023	BB Payment (Check)		No	SCORE Liability*	Acct #SCORE Liability - Inv #SF-5243-2023-01257315	CASH IN BANK 106-02 - WFB 0105 - Main	19,375.82		202,583.64
03/31/2023	BB Payment (Check)		No	34th Street Inc.	Inv #2023-28	CASH IN BANK 106-02 - WFB 0105 - Main	2,000.00		181,207.82
03/31/2023	BB Payment (Check)		No	SCORE Workers Compensation*	Acct #SCORE WC - Inv #SF-4948-2023-01257354	CASH IN BANK 106-02 - WFB 0105 - Main	32,104.22		149,103.60
03/31/2023	BB Payment (Check)		No	DKF Solutions Group, LLC	Inv #21054	CASH IN BANK 106-02 - WFB 0105 - Main	9,166.00		139,937.60
03/31/2023	BB Payment (Check)		No	Gilbert CPAs	Acct #20330 ENG - Inv #341563	CASH IN BANK 106-02 - WFB 0105 - Main	17,099.34		122,838.26
03/31/2023	BB Payment (Check)		No	City of Doris	Multiple invoices (details on stub)	CASH IN BANK 106-02 - WFB 0105 - Main	9,093.00		113,745.26
03/31/2023	BB Payment (Check)		No	York Risk Services Group, Inc. - Sedgwick	Multiple invoices	CASH IN BANK 106-02 - WFB 0105 - Main	15,977.50		97,767.76
03/31/2023	BB Payment (Check)		No	City of Live Oak	Inv #9496 Rents	CASH IN BANK 106-02 - WFB 0105 - Main	617.00		96,950.73
03/31/2023	BB Payment (Check)		No	Fat Jones, Town of	Multiple invoices (details on stub)	CASH IN BANK 106-02 - WFB 0105 - Main	1,872.00		95,080.73
03/31/2023	BB Payment (Check)		No	CALPA	Inv #Re-Accreditation SCOR	CASH IN BANK 106-02 - WFB 0105 - Main	5,000.00		90,080.73
03/17/2023	Payment	18995	No	City of Watson.		CASH IN BANK 106-02 - WFB 0105 - Main	4,239.36		94,200.09
03/17/2023	Payment	18145	No	City of Wilson.		CASH IN BANK 106-02 - WFB 0105 - Main	4,239.36		96,598.65
03/17/2023	Payment	37288	No	City of Montague.		CASH IN BANK 106-02 - WFB 0105 - Main	292.60		96,852.05
03/22/2023	Journal Entry	LAF Transfers	No	Xfer from LAF to Chandler 32223		CASH IN BANK 106-02 - WFB 0105 - Main	2,500,000.00	2,500,000.00	-2,401,147.96
03/22/2023	Journal Entry	LAF Transfers	No	Xfer from LAF to WFB 32223		CASH IN BANK 106-02 - WFB 0105 - Main	2,500,000.00		96,852.05
03/31/2023	BB Payment (Check)		No	Bismore Astanial	Inv #29796	CASH IN BANK 106-02 - WFB 0105 - Main	12,000.00		84,852.05
04/01/2023	Payment		No	Town of Loomis.		CASH IN BANK 106-02 - WFB 0105 - Main	25,691.87		112,543.92
04/04/2023	BB Payment (Check)		No	CALPA	Inv #SCORE	CASH IN BANK 106-02 - WFB 0105 - Main	250.00		112,293.92
04/05/2023	BB Payment (Check)		No	DKF Solutions Group, LLC	Inv #21133	CASH IN BANK 106-02 - WFB 0105 - Main	9,166.00		103,127.92
04/05/2023	Transfer		No			CASH IN BANK 106-02 - WFB 0105 - Main	600,000.00		703,127.92
04/06/2023	BB Payment (Check)		No	Town of Loomis	Multiple invoices	CASH IN BANK 106-02 - WFB 0105 - Main	30,881.90		672,246.02
04/06/2023	BB Payment (Check)		No	City of Susanville	Inv #SUSD DAP Prop	CASH IN BANK 106-02 - WFB 0105 - Main	105,102.00		567,144.02
04/06/2023	BB Payment (Check)		No	City of Yreka	Inv #Yre DAP Prop	CASH IN BANK 106-02 - WFB 0105 - Main	104,550.00		462,594.02
04/06/2023	BB Payment (Check)		No	City of Live Oak	Inv #LO DAP Prop	CASH IN BANK 106-02 - WFB 0105 - Main	68,320.00		394,274.02
04/06/2023	BB Payment (Check)		No	City of Rio Dell	Multiple invoices (details on stub)	CASH IN BANK 106-02 - WFB 0105 - Main	42,039.50		352,234.52
04/06/2023	BB Payment (Check)		No	City of Colfax	Multiple invoices	CASH IN BANK 106-02 - WFB 0105 - Main	31,973.26		320,261.26
04/06/2023	BB Payment (Check)		No	City of Shasta Lake	Inv #SL DAP Prop	CASH IN BANK 106-02 - WFB 0105 - Main	145,095.00		175,171.81
04/06/2023	BB Payment (Check)		No	City of Portola	Inv #Port DAP Prop	CASH IN BANK 106-02 - WFB 0105 - Main	16,497.00		158,674.81
04/06/2023	BB Payment (Check)		No	Inv #RJD DAP Prop		CASH IN BANK 106-02 - WFB 0105 - Main	15,911.00		142,763.81
04/06/2023	BB Payment (Check)		No	York Risk Services Group, Inc.	Inv #40000131190	CASH IN BANK 106-02 - WFB 0105 - Main	8,802.82		133,960.99
04/06/2023	BB Payment (Check)		No	York Risk Services Group, Inc. - Sedgwick	Inv #40000131189	CASH IN BANK 106-02 - WFB 0105 - Main	7,174.58		126,786.31
04/06/2023	BB Payment (Check)		No	City of Layton.	Inv #Loyal BOD 3-31-23	CASH IN BANK 106-02 - WFB 0105 - Main	480.15		126,306.16
04/06/2023	BB Payment (Check)		No	Kyle Knopp	Inv #Knopp BOD 3/31/23	CASH IN BANK 106-02 - WFB 0105 - Main	108.90		126,197.26
04/06/2023	Deposit		No			CASH IN BANK 106-02 - WFB 0105 - Main	80,467.68		206,664.94
04/10/2023	BB Payment (Check)		No	City of Live Oak	Inv #LO Grant Funds	CASH IN BANK 106-02 - WFB 0105 - Main	6,708.81		199,976.13
04/10/2023	BB Payment (Check)		No	Verbal Jouk Institute Inc.	Inv #R824	CASH IN BANK 106-02 - WFB 0105 - Main	4,542.60		195,433.53
04/11/2023	Transfer		No			CASH IN BANK 106-02 - WFB 0105 - Main	200,000.00		395,433.53
04/20/2023	Deposit		No			CASH IN BANK 106-02 - WFB 0105 - Main	49,029.25		444,462.78
04/21/2023	BB Payment (Check)		No	SCORE Liability*	Acct #SCORE Liability - Inv #SF-5243-2023-01274856	CASH IN BANK 106-02 - WFB 0105 - Main	44,303.45		400,159.33
04/21/2023	BB Payment (Check)		No	John Einarb	Inv #BOD Yreka 3-31	CASH IN BANK 106-02 - WFB 0105 - Main	119.00		400,040.33
04/21/2023	BB Payment (Check)		No	City of Rio Dell	Inv #26232 Grant Funds	CASH IN BANK 106-02 - WFB 0105 - Main	4,200.00		395,840.33
04/21/2023	BB Payment (Check)		No	SCORE Workers Compensation*	Acct #SCORE WC - Inv #SF-4948-2023-01276251	CASH IN BANK 106-02 - WFB 0105 - Main	176,447.49		219,392.84
04/21/2023	BB Payment (Check)		No	Gibbons & Conley	Inv #CMBank2415	CASH IN BANK 106-02 - WFB 0105 - Main	3,090.37		216,302.47
04/26/2023	Deposit		No			CASH IN BANK 106-02 - WFB 0105 - Main	199,957.62		416,260.09
05/03/2023	BB Payment (Check)		No	City of Dunsuir	Inv #BOD Dunsuir - bill.com Check Number: 7058489	CASH IN BANK 106-02 - WFB 0105 - Main	108.90		416,151.19

UTILIZATION REPORT



SCORE

01/01/2023 - 06/30/2023

Private & Confidential

UTILIZATION REPORT

SCORE

January 01, 2023 - June 30, 2023 on New Files

UTILIZATION RATE SUMMARY

Type	Count	%	Serviced	%	Activities	%
EAP Files	0	00.0%	0	00.0%	0	00.0%
Information Calls	0	00.0%	0	00.0%	0	00.0%
Work/Life Files	4	80.0%	4	14.8%	8	40.0%
Organizational Service/CISD	1	20.0%	11	40.7%	0	00.0%
Member Portal Web Traffic	0	00.0%	12	44.4%	12	60.0%
Supervisor Referral	0	00.0%	0	00.0%	0	00.0%
Organization Consultation	0	00.0%	0	00.0%	0	00.0%
Total	5	100%	27	100%	20	100%

Count	Serviced	Activities
The total number of files: EAP, Organizational Services, Information Calls, etc. that fall within the reporting period.	The total number of service users within files along with Member Portal unique user visits that fall within the reporting period.	The total number of activities from files along with the total Member Portal visits that fall within the reporting period.

Population / Utilization Rate	533
Annualized Rate for Count of all Files.	1.89%
Annualized Impact Rate of Total Serviced including Member Portal visits.	10.22%

New/Ongoing Files Summary	
Total New Files	4

UTILIZATION REPORT

SCORE

January 01, 2023 - June 30, 2023

Utilization Breakdown by Division



Utilization Breakdown by Division	1/1 - 3/31		4/1 - 6/30		1/2023 - 6/2023	
	#	%	#	%	#	%
City of Etna	0	0.00%	1	100.00%	1	25.00%
City of Susanville	1	33.33%	0	0.00%	1	25.00%
City of Yreka	2	66.67%	0	0.00%	2	50.00%
Total	3	100%	1	100%	4	100%

UTILIZATION REPORT

SCORE

January 01, 2023 - June 30, 2023

Client Type



Employee: 100%

Client Type	1/1 - 3/31		4/1 - 6/30		1/2023 - 6/2023	
	#	%	#	%	#	%
Employee	3	100.00%	1	100.00%	4	100.00%

UTILIZATION REPORT

SCORE

January 01, 2023 - June 30, 2023

Service Type

--

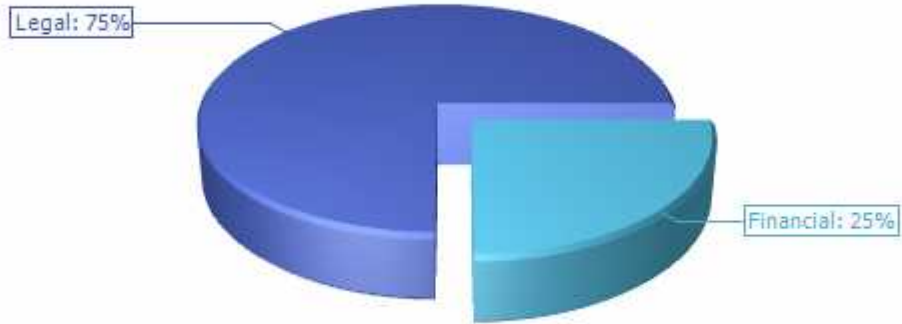
Service Type	1/1 - 3/31		4/1 - 6/30		1/2023 - 6/2023	
	#	%	#	%	#	%
No Data To Report	0	0.00%	0	0.00%	0	0.00%

UTILIZATION REPORT

SCORE

January 01, 2023 - June 30, 2023

Work/Life Service



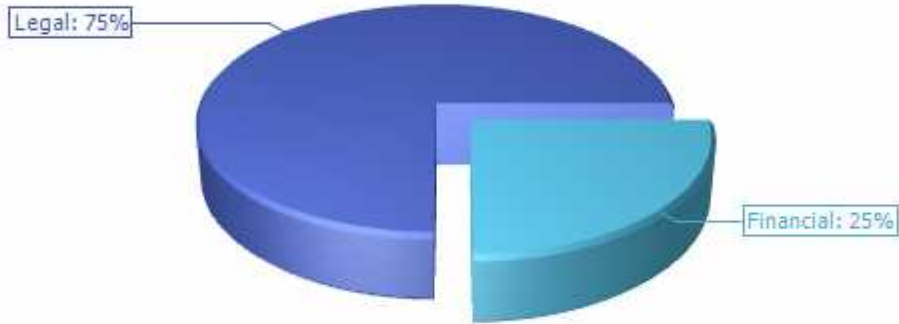
Work/Life Service	1/1 - 3/31		4/1 - 6/30		1/2023 - 6/2023	
	#	%	#	%	#	%
Financial	0	0.00%	1	100.00%	1	25.00%
Legal	3	100.00%	0	0.00%	3	75.00%
Total	3	100%	1	100%	4	100%

UTILIZATION REPORT

SCORE

January 01, 2023 - June 30, 2023

Primary Presenting Problem



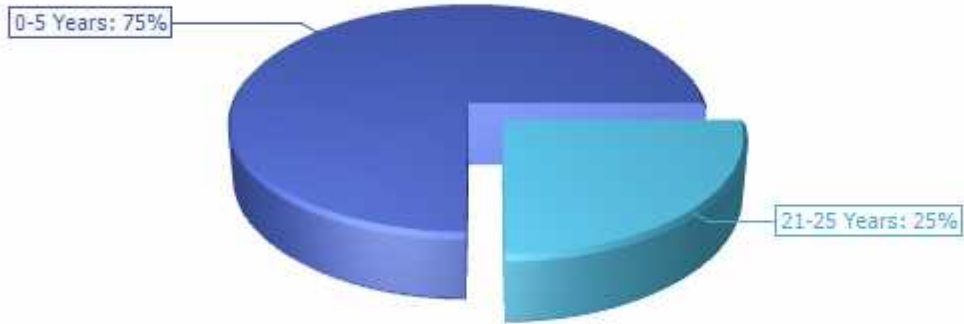
Primary Presenting Problem	1/1 - 3/31		4/1 - 6/30		1/2023 - 6/2023	
	#	%	#	%	#	%
Financial	0	0.00%	1	100.00%	1	25.00%
Legal	3	100.00%	0	0.00%	3	75.00%
Total	3	100%	1	100%	4	100%

UTILIZATION REPORT

SCORE

January 01, 2023 - June 30, 2023

Years with Employer



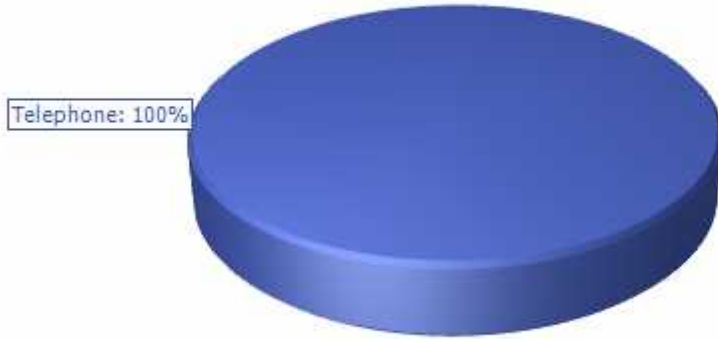
Years with Employer	1/1 - 3/31		4/1 - 6/30		1/2023 - 6/2023	
	#	%	#	%	#	%
0-5 Years	3	100.00%	0	0.00%	3	75.00%
21-25 Years	0	0.00%	1	100.00%	1	25.00%
Total	3	100%	1	100%	4	100%

UTILIZATION REPORT

SCORE

January 01, 2023 - June 30, 2023

How Did You Access Our Service



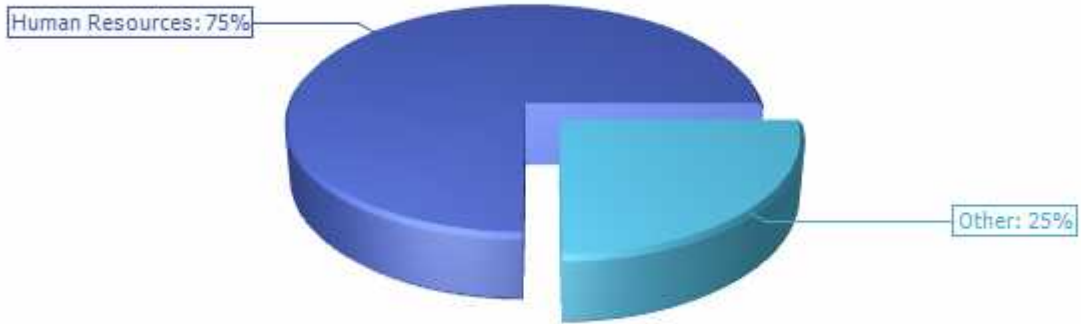
How Did You Access Our Service	1/1 - 3/31		4/1 - 6/30		1/2023 - 6/2023	
	#	%	#	%	#	%
Telephone	3	100.00%	1	100.00%	4	100.00%

UTILIZATION REPORT

SCORE

January 01, 2023 - June 30, 2023

How Did You Learn Of Our Service



How Did You Learn Of Our Service	1/1 - 3/31		4/1 - 6/30		1/2023 - 6/2023	
	#	%	#	%	#	%
Human Resources	2	66.67%	1	100.00%	3	75.00%
Other	1	33.33%	0	0.00%	1	25.00%
Total	3	100%	1	100%	4	100%

UTILIZATION REPORT

SCORE

January 01, 2023 - June 30, 2023

Member Portal Traffic Types



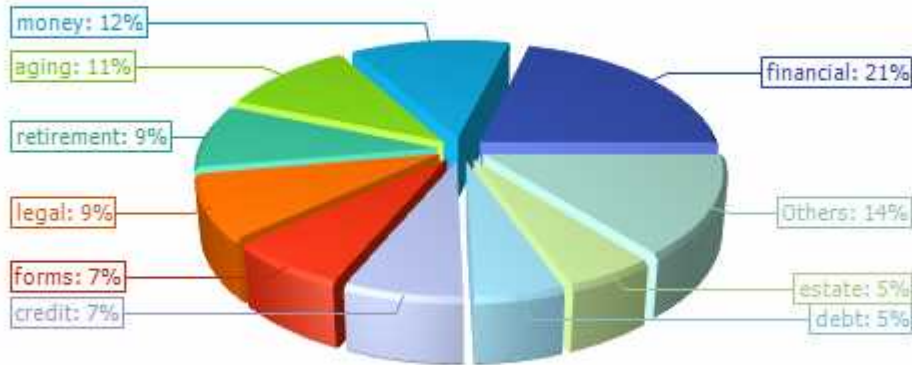
Member Portal Traffic Types	1/1 - 3/31		4/1 - 6/30		1/2023 - 6/2023	
	#	%	#	%	#	%
article	4	50.00%	7	100.00%	11	73.33%
calculator	4	50.00%	0	0.00%	4	26.67%
Total	8	100%	7	100%	15	100%

UTILIZATION REPORT

SCORE

January 01, 2023 - June 30, 2023

Member Portal Traffic Top Topics



Member Portal Traffic Top Topics	1/1 - 3/31		4/1 - 6/30		1/2023 - 6/2023	
	#	%	#	%	#	%
aging	6	19.35%	0	0.00%	6	10.53%
credit	2	6.45%	2	7.69%	4	7.02%
debt	0	0.00%	3	11.54%	3	5.26%
estate	0	0.00%	3	11.54%	3	5.26%
financial	8	25.81%	4	15.38%	12	21.05%
financial_wellness	2	6.45%	0	0.00%	2	3.51%
forms	0	0.00%	4	15.38%	4	7.02%
insurance	2	6.45%	0	0.00%	2	3.51%
legal	0	0.00%	5	19.23%	5	8.77%
money	4	12.90%	3	11.54%	7	12.28%
payment	2	6.45%	0	0.00%	2	3.51%
property	0	0.00%	2	7.69%	2	3.51%
retirement	5	16.13%	0	0.00%	5	8.77%
Total	31	100%	26	100%	57	100%

Newsletters

January 2023 Insights Newsletter

- Feature: A New Perspective for the New Year Ahead
- Video: New Year, New Goals
- Student: For the New Year and New Semester, Focus on Your Whole Health
- Wellness: How To Build Your Overall Wellness
- Leader Resource: Building Engagement & Awareness Year-Round

February 2023 Insights Newsletter

- Feature: Using Psychological Safety to Drive Inclusion
- Video: Maintaining a Respectful Workplace
- Student: Celebrating Healthy Relationships on Valentine's Day
- Wellness: Build an Inclusive Workplace Experience: Consider the Human Factor
- Leader Resource: How to Tackle DEI Honestly?

March 2023 Insights Newsletter

- Feature: Empowering Our Caregivers
- Video: Coping with Compassion Fatigue
- Student: Brining Attention to Young Adult Caregivers
- Wellness Article: Tips to Promote Caregiver Wellness
- Leader Resource: Caregiving – A Public Health Issue

Webinars

January 2023

- Managing Your Money in Tough Times
- Exploring the Intersection between Mental Health and Physical Health

February 2023

- Minimizing Worry to Maximize your Life
- Creating a Respectful Workplace

March 2023

- Workplace Differences: A Matter of Style
- Boundaries and Blindspots

Additional Resources

California Mass Shootings: Resources & Support
Honoring Black History Month

Michigan State University Shooting: Resources & Support

Turkey and Syria Earthquakes: Resources & Support

Mental Health Crisis Taking a Toll on Our Nation's Youth: Resources and Support

East Palestine Ohio Train Derailment: Resources & Support
Recognizing International Women's Day

Support and Resources for Those Impacted by Mississippi Tornadoes

Nashville School Shooting: Resources & Support

Newsletters

April 2023 Insights Newsletter

- Feature: You Are Not Alone: The Remedy for Financial Stress
- Video: Financial Wellness
- Student: Helping Students Address Financial Stress and Related Challenges
- Wellness: Achieving Wellness Goals Without Going Off Track Financially
- Leader Resource: Promoting Financial Wellness in Your Organization

May 2023 Insights Newsletter

- Feature: The Vision Behind Mental Health Awareness Month
- Video: Mental Health by The Numbers
- Student: The Rise of Mental Health Issues Among College Students: Causes and Solutions
- Wellness: Fitness Programs and Mental Health Literacy
- Leader Resource: Mental Health Awareness Toolkit

June 2023 Insights Newsletter

- Feature: Recognizing and Celebrating Pride Month
- Video: Support for the LGBTQ+ Community
- Student: Supporting Students During Pride Month
- Wellness: The Positive Influence and Unexpected Implications of Pride on Well-Being
- Leader Resource: Pride Month: Tips for Leading By Example

Webinars

April 2023

- Parenting Your Teen: Managing Conflict and Problem-Solving
- The Psychology of Money

May 2023

- A Balancing Act for the Work and Personal Life Seesaw
- Exposing the Myths and Lies about Mental Health

June 2023

- Healthy Living – Navigate Life Transitions
- Celebrating Pride Month: Allyship in the Workplace

Additional Resources

World Autism Month Resources & Support

Kentucky Shootings: Resources & Support

Recognizing Mental Health Awareness Month

Pride Month: Awareness & Resources

The History Behind Juneteenth Day

As part of ongoing program promotion and engagement efforts, the following marketing materials and communications were provided throughout Q2 2023

UTILIZATION REPORT

SCORE

January 01, 2023 - June 30, 2023

Organizational Services Summary

Date	Type	Time	Attendees
5/24/2023	Webinar Training	.50	11
Details:	EAP Employee Orientation		
TOTAL		.50	11

SCORE Loss Control Grant Fund Member Utilization FY 2023/24 as of 8/21/23

Member Entity	TOTAL Grant Fund FY 23/24 Allocation	Amount requested during FY 23-24	Remaining amount available in FY 23-24	Sumbitted Invoices for Reimbursement?? (Yes/No)	Notes
Biggs *	\$6,949.28				*Request made 6/1/23 by Josh Cook to rollover all funds (\$4,860.61) into FY 23/24 Funds.
Colfax	\$2,849.53				
Dunsmuir	\$3,302.54				
Etna	\$9,772.53				*Request made 5/24/23 by Pamela Eastlick to rollover all funds (\$2,149.93) into FY 23/24 Funds.
Isleton	\$5,147.18				*Request made 6/1/23 by Yvonne Zepeda to rollover all funds (\$2,149.93) into FY 23/24 Funds.
Live Oak	\$6,155.55	\$3,964.82	\$2,190.73		*Request made 3/16/23 by Jessica Mata for ergonomic equipment - computer monitors, wireless headsets, webcams (Total requested \$10,705.31, \$3,964.82 to be paid from FY 23/24 Loss Control Grant Funds)
Loomis	\$4,186.27				
Loyalton *	\$1,245.92				
Montague	\$4,594.55				
Mt. Shasta	\$11,510.01				
Portola	\$9,334.12				*Request made 5/24/23 by Susan Scarlett to rollover all funds (\$6,239.26) into FY 23/24 Funds.
Rio Dell	\$4,393.22				
Shasta Lake	\$14,286.55	\$3,893.29	\$10,393.26		*Request made 6/14/23 by Jason Peterson for resurfacing of pickle ball courts (\$17,000) \$13,806.71 to be paid from FY 22/23 Loss Control Grant Funds and \$3,893.29 to be paid from FY 23/24 Loss Control Grant Funds
Susanville	\$38,007.11				*Request made 6/14/23 by Chandra Jabbs to rollover all funds (\$25,500.25) into FY 23/24 Funds for PD Body Cam Cloud Storage.
Tulelake*	\$2,207.26				
Weed	\$25,171.54				*Request made 6/6/23 by Anna Guzman for purchase of Ergonomic charis (\$2,560.33) and to roll over remaining funds into FY 23/24 Loss Control Grant Funds (\$15,308.24)
Yreka	\$14,048.02				
Total:	\$163,161.18				

* Mini-Cities



Agenda Item G.1.

LOYALTON PAYMENT PLAN

ACTION ITEM

ISSUE: The City of Loyalton has provided written notice to the SCORE Program Administrators requesting an installment payment plan for their FY 23/24 combined contributions. The City’s total deposit is \$43,082 and they have requested quarterly installments, calculated as follows:

- July 1st Payment: \$10,000
- Remaining balance of \$153,854 + 3% admin fee of \$4,616 = \$158,470
- Ten payments of \$15,846.96, invoiced on August 1st and each month to May 1, 2024,

RECOMMENDATION: Review and approve payment plan as requested, revised, or provide direction.

FISCAL IMPACT: Administrative fee of \$4,616 in addition to the premium of \$153,854.

Total Liability Premium	\$29,605	
Total Property Premium	\$78,711	
Total Property Banking Layer Deposit	\$21,541	
Total Workers' Compensation Premium	\$33,715	
Total EAP Premium	\$46	
Total ADWRP Premium	\$236	
		Due Date
Down Payment	\$10,000	7/1/2023
Remaining Unpaid Balance	\$153,854	
Unpaid Balance including 3% Fee	\$158,470	\$138,865
Installment 1	\$15,846.96	Due Date 8/1/23
Installment 2	\$15,846.96	Due Date 9/1/23
Installment 3	\$15,846.96	Due Date 10/1/23
Installment 4	\$15,846.96	Due Date 11/1/23
Installment 5	\$15,846.96	Due Date 12/1/23
Installment 6	\$15,846.96	Due Date 1/1/24
Installment 7	\$15,846.96	Due Date 2/1/24
Installment 8	\$15,846.96	Due Date 3/1/24
Installment 9	\$15,846.96	Due Date 4/1/24
Installment 10	\$15,846.96	Due Date 5/1/24
Total Paid	\$168,469.62	



BACK TO AGENDA

**Small Cities Organized Risk Effort
Board of Directors Teleconference Meeting August 25, 2023**

Agenda Item G.1.
continued

BACKGROUND: At the October 2015 meeting the Board approved a 3% Administrative Fee on the unpaid premium balance to go into effect in FY 16/17. At the November 2019 meeting the Board approved the City of Loyalton Request for premium payment plan for both the Liability and Property Programs including a 3% Administrative fee. In 2021 the Board approved a payment plan for the Liability Program only. Last year the city did not request a payment plan and they are current with payments up to the July 1, 2023, invoice.

ATTACHMENTS: City of Loyalton Payment Plan Request

CITY OF LOYALTON

COUNTY OF SIERRA
605 SCHOOL STREET
P.O. BOX 128
LOYALTON, CALIFORNIA 96118
(530) 993-6750
cityofloyalton.org



OFFICE OF THE MAYOR

July 27, 2023


Michelle Minnick
Account Manager
2180 Harvard St, Suite 460
Sacramento, CA 95815

Re: FY 23/24 Premiums

Dear Ms. Minnick:

The City is requesting a payment plan for the FY 23/24 Liability Premium, Property Insurance Premium, and the Banking Layer Deposit. These items total \$ 129,856.79 and the City is unable to make such a large payment. The City would be able to put \$10 thousand down, and commit to making monthly payments for the remainder of the year.

Sincerely,



Jerry Gerow

Mayor



LOSS CONTROL SERVICES AND WORK PLAN

INFORMATION ITEM

ISSUE: DKF will present a current status report on services provided since April and an overview of services on deck for FY 23/24, including:

- Sewer spill emergency response plans and related training
- Risk control site visits
- TrainingLink service offerings
- Coming this fiscal year:
 - Wildfire risk control practices
 - Sidewalk inspection programs
 - City tree inspection and maintenance programs
 - City vehicle risk control best practices
 - Smart SOP upgrades
 - State Water Board coming compliance deadlines
 - Return to Work programs for injured employees

RECOMMENDATION: Review plans for FY 23/24 loss control services and provide direction as needed.

FISCAL IMPACT: None anticipated from this item.

BACKGROUND: DKF Solutions has provided risk control services to SCORE members since 2014.

ATTACHMENT(S): None



Small Cities Organized Risk Effort
Board of Directors Teleconference Meeting August 25, 2023

Agenda Item H.2.

CITY COUNCIL TRAINING

ACTION ITEM

ISSUE: Members have expressed interest in training for council members to identify their roles, duties, and obligations as well as areas that can lead to liability for themselves and/or the city they represent.

The Program Administrators have contacted Liebert Cassidy Whitmore to obtain pricing for their presentation entitled “City Councils- Values, Conduct, Communication and Policy”. This is a 1.5 hour workshop, with cost of \$1,925 to \$2,250 depending upon the presenter plus \$750 for travel time, if travel time is more than 1.5 hours, one way. Given the expense of presenting this for each council members may consider a regional workshop with several cities participating or can be done by webinar. A copy of the material that was presented to Isleton’s City Council in 2016 is provided for reference.

Cal Cities also hosts a New Mayors and Councilmembers Academy that covers a wide variety of topics over a two-day period. One of the presentations is entitled “Defining the Elected Official’s Role with Respect to Individual Employees”. This training discusses several legal reasons why the role of elected officials regarding individual employees has such substantial limitations and includes practical approaches for dealing with individual employees. Another session deals with “Developing an Effective City Council and City Manager Team”. Attached is a Resource Guide for these presentations with links to the material. If members are interested in these training presentations the Program Managers will follow up to see if they are available for individual training sessions.

Members are encouraged to provide additional resources or feedback on the training topic. At least one risk pool provides training more geared to the financial management of a city and members may want training in additional topics.

RECOMMENDATION: Review and provide direction or budget approval.

FISCAL IMPACT: To be determined. FY 23/24 training budget is \$10,000.

BACKGROUND: The role of council members with respect to their duties and relationship with the City Manager and staff are important topics that can have positive or negative consequences for city governance. Training in the respective roles and responsibilities is an ongoing need due to changes in council members and the demands of the council’s role in maintaining good governance.

ATTACHMENT(S):

1. LCW Presentation: City Councils – Values, Conduct, Communication and Policy
2. League of CA Cities: New Mayors and Council Members Academy Resource Guide



City Councils- Values, Conduct, Communication and Policy

Presented By: Suzanne Solomon
December 7, 2016

Agenda

- The Council's Role
- Council Values
- Communications

Defining the Roles

Defining the roles of each “branch” of public government:

- Council
- City Manager
- Staff
- Public

City Council

- The City's role is to carry out the mission of the City.
- The mission is achieved by providing good customer service to City constituents using best and highest ethics.

City Manager

- The City Manager is the Chief Executive Officer of the City.
- Typically appointed by the Council and subject to the control of the Council .
- Responsible for overseeing day to day operations of the City.

Staff

- Perform the day to day duties, e.g., accounting, billing, maintenance, payroll.
- Deals with the public, performs all public services, etc.
- Carries out the Council's directions.
- Reports to the City Manager.

Public

- The public consists of residents or commercial businesses within the City.
- The residents of the City elect the members who serve on the Council.
- Like the Council, City Manager and Staff, the Public has certain (constitutional) rights *vis a vis* the City.

Relationship Between the Council, City Manager and Staff

- The Council's job is to further the purpose or mission of the City by setting and achieving goals.
- City Manager and Staff are responsible for carrying out the Council's plans in order to achieve goals.
- Thus, all 3 branches are working together towards one common purpose which is to further the mission of the City.

What is Proper City Conduct?

- Loyalty to mission of the City that is free from loyalties to others, including each individual member's personal interest as a consumer.
- Avoid conflicts of interest.
- Act ethically
 - Government Code 1090, 87100, etc.
- Respect confidentiality when appropriate.
 - Closed session items
- “Act” in a unified manner.
- Treat differences of opinion in a respectful manner.

Proper City Conduct Results in the Following:

- Prevents division among the Council which may cause the staff to “choose sides.”
- Sets an example of how the Staff should conduct themselves.
- Provides leadership for the Staff.

Effect of the Public on the Relationship Between the Council, City Manager and Staff

The Public's Perception of the Council

- The Council is typically held accountable by the public for any problems they encounter within the City
- The public views the Council as the “ultimate boss”
- The public expects the Council to redress their grievances

Conflict Created by Public's Perception of the Council

- It is usually not the Council's responsibility or authority to address the public's everyday concerns.
- Council should look to the City Manager/Staff for answers.
- Council pressures the City Manager who may, in turn, pressure the staff.
- Managers/supervisors may feel that they are being blamed or put in the position of having to accept blame.

Values of the Council

- What are the Council's values?
 1. Trust
 2. Responsibility
 3. Respect
 4. Compassion
 5. Fairness

Values of the Council

- Trust
 - Primary role is to serve
 - Act with public interest/not personal
 - Truthful
 - Do not knowingly use false information

Values of the Council - Trust

- What ethical laws must you know about?
 - Government Code § 1091
 - Political Reform Act
 - Limitations on Receipt of Gifts (GC §§ 89503, 89506)
 - Honoraria Bans (GC § 89501-89502)
 - Misuse of Public Funds (GC § 8314)
 - Gifts of Public Funds (Cal. Const. Art. XVI, Sect. IV)
 - Prohibition on Free/Discounted Travel (Cal. Const. Art. XII, Sect. VII)

Values of Council - Trust

- Transparent Government
 - Economic Interest Disclosures (GC §87200)
 - Know who covered officials are and what obligations are
 - Brown Act
 - Follow Posting Requirements
 - Avoid Serial Meetings
 - Closed Sessions for authorized purposes only
 - Public Records Act
 - Know time obligations
 - Be aware that exceptions are seldom absolute

Values of the Council

- Responsibility
 - Do not disclose confidential information
 - Monitor ethics of employees/Council members
 - Prepare for meetings and decisions
 - Do not blame others for own actions

Values of Council

- Respect
 - Treat disagreement with dignity
 - Do not make it personal
 - Listen and seek other points of view
 - Understand that others have different styles, personalities, decision-making processes

Values of the Council

- Respect
 - Misunderstanding/tension arises from different working styles
 - Action oriented v. the investigator
 - Deep thinker v. the talker
 - Must identify, address and value different working styles
 - Focus on issues; not individuals
 - Do not denigrate
 - Do not insult

Values of the Council

- Respect
- Be aware of the impact of non-verbal conduct during meetings
 - Text messages
 - Leaving mid-meeting

Values of Council

- Compassion
 - Make government accessible
 - Recognize efforts of staff
 - Hear the opinions of others
 - Do not pass judgment quickly

Values of Council

- **Fairness**
 - Act without bias or personal motivation
 - Recusal when necessary
 - Treat people fairly without discrimination
 - Treat public with dignity and empathy

Values of Council

- What if a member is not complying with values?
 - Are you acting for good of all or your own?
 - Avoid “vigilante” ethics
 - Is the person violating law/policy/your own sense?
 - Speak to others
 - Speak to individual
 - Investigation? Authorities?
 - Follow-up

Communications

- Guidelines to assist with Communications between Staff, City Councils and City Managers.
 - Communication Components
 - Legalities
 - Practical Advice

Communication Plan

- Establish/consider a “communication plan” to guide Staff and City Managers to deal effectively with Council and the public.
- The City’s success is largely shaped by the quality of its communications.

Components of Communication Plan

- Providing Information
 - Provide City Manager/City Council with complete, accurate and timely information
 - Set the groundwork for informed judgments
 - Take a “ready, aim, fire” approach rather than a “fire, aim, ready” approach.

Tips for Improving Communication

1. The Council's conduct is the foundation of good communication.
2. Implement well defined roles for the Council, City Manager and each employee.
3. Define expectations.
4. Create an environment of trust and candor.
5. Create an environment of mutual respect, which should apply to all levels of employees.
6. Create an environment of inclusiveness.

Role Model Good Communication!

Methods to Achieving Better Communication

- Adopt a Policy Regulating Council/Staff Relations.
 - Staff should direct all communications to City Manager.
 - Prohibit direct interaction between Council and Staff?
 - Consider providing an avenue for staff to pursue grievances relating to City Manager?

Reasons Council Should Limit Communications With Staff

1. Council members are meant to act as part of the Council, not individually.
2. Legislative immunity is limited.
3. Potential liability for...
 - Invasion of privacy.
 - Unfair labor practice.
 - Retaliation.
 - Violating staff's free speech rights.

Reasons Council Should Limit Communications With Staff

4. Undermine Council neutrality
5. Inadvertent admissions
6. Misquotation of comments
7. Inefficient use of Council time
8. It is not the Council's job

Practical Advice for Dealing With Staff

1. Refrain from doing so unless it is a part of one's obligation to the City
2. Proceed as part of a properly convened Council meeting, not individually
3. Communication with staff should be achieved through the City Manager or another appropriate City employee designated to interact with the staff
4. Comply with the Brown Act
5. Consult with legal counsel

Thank You!

Suzanne Solomon

Partner | San Francisco Office

415.512.3000 | ssolomon@lcwlegal.com

www.lcwlegal.com/Suzanne-Solomon



New Mayors and Council Members Academy Resource Guide

Please visit these links to view additional resources. Session presentation slides can be found at www.calcities.org/NMCMA under "Session Materials".

Your Cal Cities and How to Use It

https://www.calcities.org/docs/default-source/advocacy/cal-cities-roadmap-to-leadership.pdf?sfvrsn=139f7d19_9

<https://www.calcities.org/about-us/annual-report>

https://www.calcities.org/docs/default-source/default-document-library/cal-cities-delivers-win-record.pdf?sfvrsn=c1595746_6

Developing an Effective City Council and City Manager Team: The Key to Good Governance and City Success

<https://www.icma.org/councilrelations>

Your Legal Powers and Obligations; Open Government and Conflicts of Interest

www.calcities.org/cpraguide

www.calcities.org/brownactguide

Policy Role in Land Use Planning

<https://ceqaportal.org/>

<https://www.ilgplanninghandbook.org/>

Financial Responsibilities, City Revenues Workshop

<http://www.governing.com/papers/A-Public-Official-s-Guide-to-Financial-Literacy.html>

<https://www.msrb.org/sites/default/files/MSRBSixThingstoKnow.pdf>

http://www.ca-ilg.org/sites/main/files/file-attachments/community_budget_5.5.14.pdf

<https://lao.ca.gov/reports/2018/3905/calfacts-2018.pdf>

<http://californiacityfinance.com/>

<http://www.gfoa.org/>



Institute for Local Government – General Resources*

*These resources do not correlate with a session, however, they are helpful resources for city leaders.

<https://www.ca-ilg.org/>

<https://www.ca-ilg.org/newly-elected-officials-orientation-materials>.



CLAIM REPORTING CHANGES PROPERTY BANKING LAYER

INFORMATION ITEM

ISSUE: Members are reminded of the Property Banking Layer that was established last year to pay for property or auto damage claims from \$1,000 to the \$25,000 deductible for APIP claims (property and auto or equipment if applicable) or the member's deductible in the AMVP program (autos and equipment).

Members are asked to report claims to the APIP and AMVP programs per the instructions in the Claims Reporting Guide and copy the Program Administrators. The adjuster for the subject program will provide direction regarding the need for estimates and/or inspection. Once the claim has been adjusted and a final proof of loss has been issued, the member should provide a copy to the administrator with a request for payment of the loss below the deductible, subject to a \$1,000 SCORE deductible.

If the claim is below the deductible the member should contact the Program Administrators for direction regarding the need for estimates or inspection.

RECOMMENDATION: Review and provide feedback or direction as needed.

FISCAL IMPACT: None from this item

BACKGROUND: Members created a Property Banking Layer in FY 22-23 to create a fund for payment of property losses under the \$25,000 APIP deductible. The deductible was increased from \$5,000 due to increased costs of repair due to inflation caused in part by the COVID epidemic.

ATTACHMENT(S): Property Pages from SCORE Claims Reporting Guide

SCORE MEMBER PARTICIPATION FY 23/24

- City of Biggs
- City Of Colfax
- City Of Dunsmuir
- City Of Etna
- City Of Isleton
- City Of Live Oak
- Town Of Loomis
- City Of Loyalton
- City Of Montague
- City Of Mount Shasta
- City Of Portola
- City Of Rio Dell
- City Of Shasta Lake
- City Of Susanville
- City Of Tulelake
- City Of Weed
- City Of Yreka

Alliant Insurance Services

560 Mission Street, 6th Floor
San Francisco, CA 94105



Policy Period	Services Performed By:	Services Performed For:
July 1, 2023 – June 30, 2024	McLaren’s Global Claims Services 18100 Von Karman Ave 11 th Floor Irvine, CA 92612	Small Cities Organized Risk Effort 2180 Harvard Street STE 460 Sacramento, CA 95815

APIP PROPERTY CLAIMS CONTACTS

	Alliant Insurance Services, Inc. 560 Mission Street, 6th Floor, San Francisco, CA 94105 Toll Free Voice: (877) 725-7695 Fax: (415) 403-1466
	Robert A. Frey — RPA, Senior Vice President, Regional Claims Director 560 Mission Street, 6th Floor, San Francisco, CA 94105 Phone: 415-403-1445 Cell: 415-518-8490 Email: rfrey@alliant.com
	Diana Walizada — AIC, CPIW, RPA, AINS Vice President, Claims Unit Manager 560 Mission Street, 6th Floor, San Francisco, CA 94105 Phone: 415-403-1453 Email: dwalizada@alliant.com
	Sandra Doig — McLaren’s Global Claims Services 18100 Von Karman Avenue 11 th Floor, Irvine, CA 92612 Phone: 949-757-1413 Email: sandra.doig@mclarens.com
	Marcus Beverly — First Vice President, CPCU, AIC, ARM-P 2180 Harvard Street STE 460, Sacramento, CA 95815 Phone: 916-643-2704 Email: Marcus.Beverly@alliant.com
	Michelle Minnick — Account Manager 2180 Harvard Street STE 460, Sacramento, CA 95815 Phone: 916-643-2715 Email: Michelle.Minnick@alliant.com

CLIENT RESPONSIBILITIES FOR REPORTING CLAIMS

	<p>During regular business hours (between 8:30 AM and 5:00 PM PST) First Notice of Claim should be reported to Alliant Insurance Services via telephone, fax, mail or e-mail to our San Francisco Office. Include all persons above on any claim communication. Please include the Insured /JPA name along with the following information when reporting claims:</p> <ul style="list-style-type: none"> ▶ Time, date and specific location of property damaged ▶ A description of the incident that caused the damage (such as fire, theft or water damage) ▶ Estimated amount of loss in dollars ▶ Contact person for claim including name, title, voice & fax numbers ▶ Complete and return the Property Loss Notice for processing.
--	---

LOSS NOTIFICATION REQUIREMENT ALLIANT PROPERTY INSURANCE PROGRAM (APIP)

Claim notifications need to be sent to Robert Frey, Diana Walizada and Sandra Doig. In the event this is a *Cyber* loss please include item III contact, for a *Pollution* loss please include item IV contact in addition to Alliant Insurance Services contacts.

- I. During regular business hours (between 8:30 AM and 5:00 PM PST), First Notice of Claim should be reported to Alliant Insurance Services via telephone, fax, mail or e-mail to our San Francisco Office:

Robert A. Frey, RPA
Senior Vice President,
Regional Claims Director
Voice: (415) 403-1445
Email: rfrey@alliant.com

Diana L. Walizada, AIC, CPIW, RPA, AINS
Vice President, Claims Unit Manager

Voice: (415) 403-1453
Email: dwalizada@alliant.com

Address: Alliant Insurance Services, Inc.
560 Mission Street, 6th Floor
San Francisco CA 94105
Toll Free Voice: (877) 725-7695 Fax: (415) 403-1466

- II. Please be sure to include APIP's Claim Administrator as a CC on all Claims correspondence:

Sandra Doig
McLaren's Global Claims Services
Address: 18100 Von Karman Avenue, 10th Floor
Irvine, CA 92612
Voice: (949) 757-1413 Fax: (949) 757-1692
Email: sandra.doig@mclarens.com

- III. Cyber Liability Carrier Beazley NY needs to also be provided with Notice of Claim immediately (if purchased):

Address: Beazley Group
1270 Avenue of the America's, Suite 1200
New York, NY 10020
Fax: (546) 378-4039
Email: bbr.claims@beazley.com

Address: Elaine G. Tizon, V.P. CISR, E-mail: elaine.tizon@alliant.com
Donna Peterson, E-mail: donna.peterson@alliant.com
560 Mission Street, 6th Floor
San Francisco, CA 94105
Voice: (415) 403-1458 Fax: (415) 403-1466

- IV. Pollution Liability Carrier Ironshore Specialty Insurance Company (if purchased):

Address: Ironshore Environmental Claims CSO
28 Liberty Street, 5th Floor
New York, NY 10005
In emergency call: (888) 292-0249
Fax: (646) 826-6601
Email: USClaims@ironshore.com

Address: Akbar Sharif
Claims Advocate
18100 Von Karman Avenue, 10th Floor
Irvine, CA 92612
Voice: (949) 260-5088 Fax: (415) 403-1466
Email: akbar.sharif@alliant.com

Please include the Insured /JPA name along with the following information when reporting claims:

- Time, date and specific location of property damaged
- A description of the incident that caused the damage (such as fire, theft or water damage)
- Estimated amount of loss in dollars
- Contact person for claim including name, title, voice & fax numbers
- Complete and return the Property Loss Notice for processing.
- Mortgagee or Loss Payee name, address, and account number

Applicable in Arizona

For your protection, Arizona law requires the following statement to appear on this form. Any person who knowingly presents a false or fraudulent claim for payment of a loss is subject to criminal and civil penalties.

Applicable in Arkansas, Delaware, District of Columbia, Kentucky, Louisiana, Maine, Michigan, New Jersey, New Mexico, New York, North Dakota, Pennsylvania, South Dakota, Tennessee, Texas, Virginia and West Virginia

Any person who knowingly and with intent to defraud any insurance company or another person, files a statement of claim containing any materially false information, or conceals for the purpose of misleading, information concerning any fact, material thereto, commits a fraudulent insurance act, which is a crime, subject to criminal prosecution and [NY: substantial] civil penalties. In DC, LA, ME, TN and VA, insurance benefits may also be denied.

Applicable in California

For your protection, California law requires the following to appear on this form: Any person who knowingly presents a false or fraudulent claim for payment of a loss is guilty of a crime and may be subject to fines and confinement in state prison.

Applicable in Colorado

It is unlawful to knowingly provide false, incomplete, or misleading facts or information to an insurance company for the purpose of defrauding or attempting to defraud the company. Penalties may include imprisonment, fines, denial of insurance, and civil damages. Any insurance company or agent of an insurance company who knowingly provides false, incomplete, or misleading facts or information to a policy holder or claimant for the purpose of defrauding or attempting to defraud the policy holder or claimant with regard to a settlement or award payable from insurance proceeds shall be reported to the Colorado Division of Insurance within the Department of Regulatory Agencies.

Applicable in Florida and Idaho

Any person who Knowingly and with the intent to injure, Defraud, or Deceive any Insurance Company Files a Statement of Claim Containing any False, Incomplete or Misleading information is Guilty of a Felony.*

* In Florida - Third Degree Felony

Applicable in Hawaii

For your protection, Hawaii law requires you to be informed that presenting a fraudulent claim for payment of a loss or benefit is a crime punishable by fines or imprisonment, or both.

Applicable in Indiana

A person who knowingly and with intent to defraud an insurer files a statement of claim containing any false, incomplete, or misleading information commits a felony.

Applicable in Minnesota

A person who files a claim with intent to defraud or helps commit a fraud against an insurer is guilty of a crime.

Applicable in Nevada

Pursuant to NRS 686A.291, any person who knowingly and willfully files a statement of claim that contains any false, incomplete or misleading information concerning a material fact is guilty of a felony.

Applicable in New Hampshire

Any person who, with purpose to injure, defraud or deceive any insurance company, files a statement of claim containing any false, incomplete or misleading information is subject to prosecution and punishment for insurance fraud, as provided in RSA 638:20.

Applicable in Ohio

Any person who, with intent to defraud or knowing that he/she is facilitating a fraud against an insurer, submits an application or files a claim containing a false or deceptive statement is guilty of insurance fraud.

Applicable in Oklahoma

WARNING: Any person who knowingly and with intent to injure, defraud or deceive any insurer, makes any claim for the proceeds of an insurance policy containing any false, incomplete or misleading information is guilty of a felony.

ACORD 1 (2006/02)

**IN THE EVENT OF A
PROPERTY LOSS:**

- 1) *Follow your organization procedures for reporting and responding to an incident*
- 2) *Alert local emergency authorities, as appropriate*
- 3) *Report the incident to Alliant Insurance Services immediately at:*

877-725-7695

All property losses must be reported as soon as practicable upon knowledge within the risk management or finance division of the insured that a loss has occurred.

Be prepared to give basic information about the location and nature of the incident, as well as steps which have been taken in response to the incident.

- 4) *Report the incident to McLarens Global Claims Services AND your Alliant representative*

PROPERTY FIRST NOTICE OF LOSS FORM

SEND TO: Alliant Insurance Services, Inc.
BY MAIL: 560 Mission Street, 6th Floor, San Francisco, CA 94105
BY FAX: (415) 403-1466
BY EMAIL: rfrey@alliant.com AND dwalizada@alliant.com
Carbon Copy APIP Claims Administrator: sandra.doig@mclarens.com and your Alliant representative

Today's Date: _____

Type of Claim: (check all that apply)

- Real Property Vehicles
 Personal Property Other

Insured's Name & Contact Information

Insured's Name: _____ Point of Contact: _____

Address: _____

Phone #: _____ Email Address: _____

Broker/Agent's Name & Contact Information

Company Name: Alliant Insurance Services - Claims Point of Contact: Robert A. Frey & Diana L. Walizada

Address: 560 Mission Street, 6th Floor, San Francisco, CA 94105

Phone #: 877-725-7695

Fax #: 415-403-1466

Policy Information

Policy Number: APIP2023 (Dec 04) Policy Period: July 1, 2023- July 1, 2024

Limits of Liability: _____ per _____ agg Self-Insured Retention/Deductible: _____

Loss Information

Date of Incident/Claim: _____ Location: _____

Description of Loss: _____

Please list all attached or enclosed documentation: (check if none provided) _____

Name of Person Completing This Form: _____

Signature: _____

Per the Master Policy Wording, Section IV General Conditions;

K. NOTICE OF LOSS

In the event of loss or damage insured against under this Policy, the Insured shall give notice thereof to ALLIANT INSURANCE SERVICES, INC., 560 Mission Street, 6th Floor, San Francisco, CA 94105. TEL NO. (877) 725-7695, FAX NO. (415) 403-1466 of such loss. Such notice is to be made as soon as practicable after the inception of loss.



CLAIM REPORTING CHANGES GENERAL LIABILITY

INFORMATION ITEM

ISSUE: Members are reminded of the change in SCORE's Liability Claims Third Party Administrator (TPA). As of July 1, 2023, George Hills & Company have taken over the management of all SCORE liability claims, both pending and new claims. Attached is a page from the Claims Reporting Guide listing the service team contacts and email for reporting new claims.

Members have been contacted to establish reporting procedures, authority levels, and responses to tort claims, the subject of training later in the agenda. If a member has not been contacted or would like more information, they are encouraged to contact Kathy Proctor or Randy Lingenfelter to review their procedures, open claims, or any service issues.

Also included is the SR-1 form to be filed with the DMV in event of an automobile accident causing injury, death, or more than \$1,000 in property damage. This is helpful in confirming if the other party has insurance. If not, they are unable to collect general damages in most cases and/or they may have their license suspended.

RECOMMENDATION: Review and share with those responsible for reporting claims.

FISCAL IMPACT: None from this item – information only.

BACKGROUND: SCORE contracts for claims administration and remained with the same TPA since its inception, through change in ownership from Bragg & Associates to York Risk Services to Sedgwick. Members conducted an RFP for services in 2023 and chose George Hills and Company as the new administrator effective July 1.

ATTACHMENT(S): Liability Pages from SCORE Claims Reporting Guide

George Hills
 PO Box 278
 Rancho Cordova, CA 95741



Policy Period	Services Performed By:	Services Performed For:
July 1, 2023 – June 30, 2024	George Hills PO Box 278 Rancho Cordova, CA 95741	Small Cities Organized Risk Effort 2180 Harvard Street STE 460 Sacramento, CA 95815

LIABILITY CLAIMS CONTACTS

	<i>Randy Lingenfelter — Liability Claims Supervisor</i> Phone: 916-389-2622 Email: randy.lingenfelter@georgehills.com
	<i>Dana Calkins — Senior Liability Adjuster</i> Phone: 916-333-0575 Email: dana.calkins@georgehills.com
	<i>Shawna Bryant — Liability Adjuster</i> Phone: 916-859-4800 Email: shawna.bryant@georgehills.com
	<i>Chris Carmona — Field Investigator</i> Phone: 530-524-2626 Email: chris.carmona@georgehills.com
	<i>Mayra Curiel — Claims Processor</i> Phone: 909-281-1966 Email: Mayra.Curiel@georgehills.com
	<i>Tammy Hunt — Subrogation Supervisor</i> Phone: 916-233-2544 Email: Tammy.Hunt@georgehills.com
	<i>Kathleen Proctor — Client Services Manager</i> Phone: 916-467-8126 Email: Kathleen.proctor@georgehills.com
	<i>Marcus Beverly — First Vice President, CPCU, AIC, ARM-P</i> 2180 Harvard Street STE 460, Sacramento, CA 95815 Phone: 916-643-2704 Email: Marcus.Beverly@alliant.com
	<i>Michelle Minnick — Account Manager</i> 2180 Harvard Street STE 460, Sacramento, CA 95815 Phone: 916-643-2715 Email: Michelle.Minnick@alliant.com

CLIENT RESPONSIBILITIES FOR REPORTING CLAIMS

	<ul style="list-style-type: none"> ▶ All new losses should be reported via email sent to: MyGHCNewClaims@georgehills.com with the following information in the subject line: “SCORE - NEW CLAIM – CITY NAME” ▶ Emergency or After Hours Calls George Hills Answering Service: 855-442-2357 ▶ Be sure to include Alliant Program Administration Staff in communications with the Liability Claims Department. ▶ For Automobile incidents, be sure to complete the DMV SR-1 form to report a traffic accident occurring in California. The form should be submitted directly to the DMV using the address noted on the form
--	---



DEPARTMENT OF MOTOR VEHICLES
A Public Service Agency



REPORT OF TRAFFIC ACCIDENT OCCURRING IN CALIFORNIA

Please type or print.

# OF VEHICLES	DATE OF ACCIDENT	ACCIDENT LOCATION (CITY/COUNTY) (CALIFORNIA ONLY)			ON PRIVATE PROPERTY <input type="checkbox"/> Yes <input type="checkbox"/> No
REPORTING PARTY'S INFORMATION	TIME OF ACCIDENT Hour <input type="checkbox"/> AM <input type="checkbox"/> PM	<input type="checkbox"/> Moving <input type="checkbox"/> Stopped in Traffic <input type="checkbox"/> Parked <input type="checkbox"/> Pedestrian <input type="checkbox"/> Bicyclist <input type="checkbox"/> Other (E.G., ROLLAWAY)			DRIVING FOR EMPLOYER <input type="checkbox"/> Yes <input type="checkbox"/> No
	DRIVER'S NAME (FIRST, MIDDLE, LAST)			DRIVER LICENSE NUMBER	STATE
	DRIVER'S STREET ADDRESS				DATE OF BIRTH
	CITY	STATE	ZIP CODE	TELEPHONE NUMBERS Wk () Hm ()	
	VEHICLE (YEAR AND MAKE)	VEHICLE LICENSE PLATE OR VEHICLE IDENTIFICATION NUMBER		STATE	DAMAGES OVER \$1,000 <input type="checkbox"/> Yes <input type="checkbox"/> No
	VEHICLE OWNER (PERSON OR COMPANY)				DATE OF BIRTH
	ADDRESS		CITY	STATE	ZIP CODE
	INSURANCE COMPANY NAME (NOT AGENT OR BROKER) AT THE TIME OF THE ACCIDENT			POLICY NUMBER	
	COMPANY NAIC NUMBER	POLICY PERIOD From: To:	POLICY HOLDER NAME		
	OTHER PARTY'S INFORMATION	<input type="checkbox"/> Moving <input type="checkbox"/> Stopped in Traffic <input type="checkbox"/> Parked <input type="checkbox"/> Pedestrian <input type="checkbox"/> Bicyclist <input type="checkbox"/> Other (E.G., ROLLAWAY)			DRIVING FOR EMPLOYER <input type="checkbox"/> Yes <input type="checkbox"/> No
DRIVER'S NAME (FIRST, MIDDLE, LAST)			DRIVER LICENSE NUMBER	STATE	
DRIVER'S STREET ADDRESS				DATE OF BIRTH	
CITY		STATE	ZIP CODE	TELEPHONE NUMBERS Wk () Hm ()	
VEHICLE (YEAR AND MAKE)		VEHICLE LICENSE PLATE OR VEHICLE IDENTIFICATION NUMBER		STATE	DAMAGES OVER \$1,000 <input type="checkbox"/> Yes <input type="checkbox"/> No
VEHICLE OWNER (PERSON OR COMPANY)				DATE OF BIRTH	
ADDRESS		CITY	STATE	ZIP CODE	
INSURANCE COMPANY NAME (NOT AGENT OR BROKER) AT THE TIME OF THE ACCIDENT			POLICY NUMBER		
COMPANY NAIC NUMBER		POLICY PERIOD From: To:	POLICY HOLDER NAME		
INJURY/DEATH PROPERTY DAMAGE		NAME AND ADDRESS OF INDIVIDUAL INJURED OR DECEASED			<input type="checkbox"/> Injured <input type="checkbox"/> Deceased
	NAME AND ADDRESS OF INDIVIDUAL INJURED OR DECEASED			<input type="checkbox"/> Injured <input type="checkbox"/> Deceased	<input type="checkbox"/> Driver <input type="checkbox"/> Passenger <input type="checkbox"/> Bicyclist <input type="checkbox"/> Pedestrian
	OTHER PROPERTY DAMAGED (TELEPHONE POLES, FENCE, LIVESTOCK, ETC.)				DAMAGES OVER \$1,000 <input type="checkbox"/> Yes <input type="checkbox"/> No
	PROPERTY OWNER'S NAME AND ADDRESS				

READ IMPORTANT INFORMATION ON BACK

I certify (or declare) under penalty of perjury under the laws of the State of California that the foregoing is true and correct.

DATE	PRINTED NAME	SIGNATURE X
------	--------------	-----------------------

ADDITIONAL INFORMATION ATTACHED

I N S U R A N C E	A YOUR VEHICLE		CALIFORNIA INSURANCE INFORMATION		DO NOT DETACH		DMV FILE NUMBER			
	The Department may send this part to the insurance company indicated. If not fully completed, it will be assumed you were not insured for the accident and your license will be suspended.									
	NAME OF INSURANCE COMPANY (NOT AGENT OR BROKER) THAT ISSUED THE LIABILITY POLICY COVERING THE OPERATION OF YOUR VEHICLE									
	POLICY NUMBER				POLICY PERIOD					
					From: _____		To: _____			
	DATE OF ACCIDENT		IN OR NEAR (CITY OR TOWN) (CALIFORNIA ONLY)						DRIVER LICENSE NUMBER (DRIVER OF YOUR VEHICLE)	
	VEHICLE (YEAR AND MAKE)				VEHICLE IDENTIFICATION NUMBER			VEHICLE LICENSE PLATE NUMBER STATE		
	DRIVER				ADDRESS					
OWNER				ADDRESS						
FULL NAME OF POLICY HOLDER				ADDRESS						

SR 1A (REV. 1/2017) WWW

If the policy was not in effect, this form must be completed and returned to DMV within 20 days.

The undersigned company advises that with respect to the reported accident, the policy reported on the reverse side:

- WAS NOT IN EFFECT**
- Was not a liability policy Did not cover the vehicle/driver Number is not a company policy number

Policy Number _____ Policy Period from _____ to _____

Signature _____
 Title _____
 Date _____

MAIL TO:
 Department of Motor Vehicles
 P.O. Box 942884
 Sacramento, CA 94284-0884

SR 1A (REV. 1/2017) WWW

IMPORTANT INFORMATION

California law requires *traffic accidents* on a California street/highway or private property to be reported to the Department of Motor Vehicles (DMV) within 10 days if there was an injury, death or property damage in excess of \$1,000. Untimely reporting could result in DMV suspending a driver license. Accidents involving vehicles *not required to be registered* such as an off-road vehicle (OHV), implement of husbandry, or snowmobile or occurring on a military base or occurring on the driver's own property involving *only* the personal property of the driver *and* there was no injury or death are not reportable.

The law requires the driver to file **this SR 1 form** with DMV **regardless of fault**. This report must be made in addition to any other report filed with a law enforcement agency, insurance company, or the California Highway Patrol (CHP) as their reports **do not** satisfy the filing requirement. An insurance agent, attorney, or other designated representative may file the report for the driver.

The law requires every driver and every owner of a motor vehicle to be "financially responsible" for any injury or damage resulting from operating or owning a motor vehicle. The minimum insurance level for "financial responsibility" is **public liability and property damage coverage** of \$15,000 for injury or death of one person, \$30,000 for injury or death of two or more persons and \$5,000 property damage per accident. Comprehensive and collision insurance **does not meet the legal requirement**.

The *California Vehicle Code (CVC) §1806* requires DMV to record accident information **regardless of fault** when individuals report accidents under the Financial Responsibility Law or if law enforcement agencies or CHP investigate and make a report.

WHEN COMPLETING THIS FORM...

Please print within the spaces and boxes on this form. If you need to provide additional information on a separate piece of paper(s) or you include a *copy* of any law enforcement agency report, please check the box to indicate 'Additional Information Attached'. **If you are the passenger reporting the accident**, be sure to identify yourself by using the 'other' box and stating 'passenger' in the explanation.

- Write **unk (for unknown)** or **none** in any space or box when you do not have information on the other party involved.
- Give insurance information that is complete and which *correctly* and *fully* identifies the **company** that *issued* the policy.
- Place the correct National Association of Insurance Commissioners (NAIC) number for your insurance company in the boxes provided. The NAIC number should be located on your insurance ID card or you can contact your insurance agent or company for the information.
- Identify any person involved in the accident (driver, passenger, bicyclist, pedestrian, etc.) who you saw was injured or complained of bodily injury or know to be deceased.
- Record in the OTHER PROPERTY DAMAGED section any damage to telephone poles, fences, street signs, guard posts, trees, livestock, dogs, etc., meeting the filing requirement, including amount. *This may require that you contact the owner of the property for an estimate of damages.*
- Once you have completed this report, please mail it to:

**Department of Motor Vehicles
Financial Responsibility
Mail Station J237
P.O. Box 942884
Sacramento, CA 94284-0884**

DMV does not accept reports or take actions against non-reporting or uninsured motorists unless this SR 1 form is sent to DMV by someone involved in the accident or their designee and the report is received by DMV *within one calendar year of the accident date*.

ADVISORY STATEMENT

The accident information on the SR 1 is required under the authority of Divisions 6 and 7 of the CVC. Failure to provide the information will result in suspension of the driving privilege. Except as made confidential by law (e.g., medical information) or exempted under the Public Records Act, the information is a public record, is regularly used by law enforcement agencies and insurance companies, and is open to public inspection. CVC §16005 limits the public record for SR 1 reports to accident involvement, but does allow persons with a proper interest (involved drivers, their employers, etc.) to receive specified information. Individuals may inspect or obtain copies of information contained in their records during regular office hours. The Financial Responsibility Unit Manager, 2570 24th Street, Sacramento, CA 95818 (telephone number: 916-657-6677) is responsible for maintaining this information.



CLAIM REPORTING CHANGES WORKERS' COMPENSTATION

INFORMATION ITEM

ISSUE: Members are reminded of the change in SCORE's Workers' Compensation Claims Third Party Administrator (TPA). As of July 1, 2023, Intercare has taken over the management of all SCORE Workers' Compensation claims, both pending and new claims. Attached is a page from the Claims Reporting Guide listing the service team contacts and email for reporting new claims.

Members have been contacted to establish claim service instructions, including reporting procedures, authority levels, preferred medical providers and attorneys, and return to work policies. If a member has not been contacted or would like more information, they are encouraged to contact Shawna Culp, Claims Manager or Danielle Buri-Beaton, Sr. VP of Client Services, to review their procedures, open claims, or any service issues.

Also included is Intercare's illustration of the claim reporting and adjustment process, as well as a special page for COVID incident reporting. Intercare will be providing additional training on the claims process and current claim issues at the October Board meeting.

RECOMMENDATION: Review and share with those responsible for reporting claims.

FISCAL IMPACT: None from this item – information only.

BACKGROUND: SCORE contracted for claims administration with the same TPA since its inception, through change in ownership from Bragg & Associates to York Risk Services to Sedgwick. Members conducted an RFP for services in 2023 and chose Intercare as the new Workers' Compensation claims administrator effective July 1.

ATTACHMENT(S): Workers' Compensation Pages from SCORE Claims Reporting Guide

Intercare

6020 West Oaks Blv., Suite 100
Rocklin, CA 95765



Policy Period	Services Performed By:	Services Performed For:
July 1, 2023 – June 30, 2024	Intercare 6020 West Oaks Blvd STE 100 Rocklin, CA 95765	Small Cities Organized Risk Effort 2180 Harvard Street STE 460 Sacramento, CA 95815

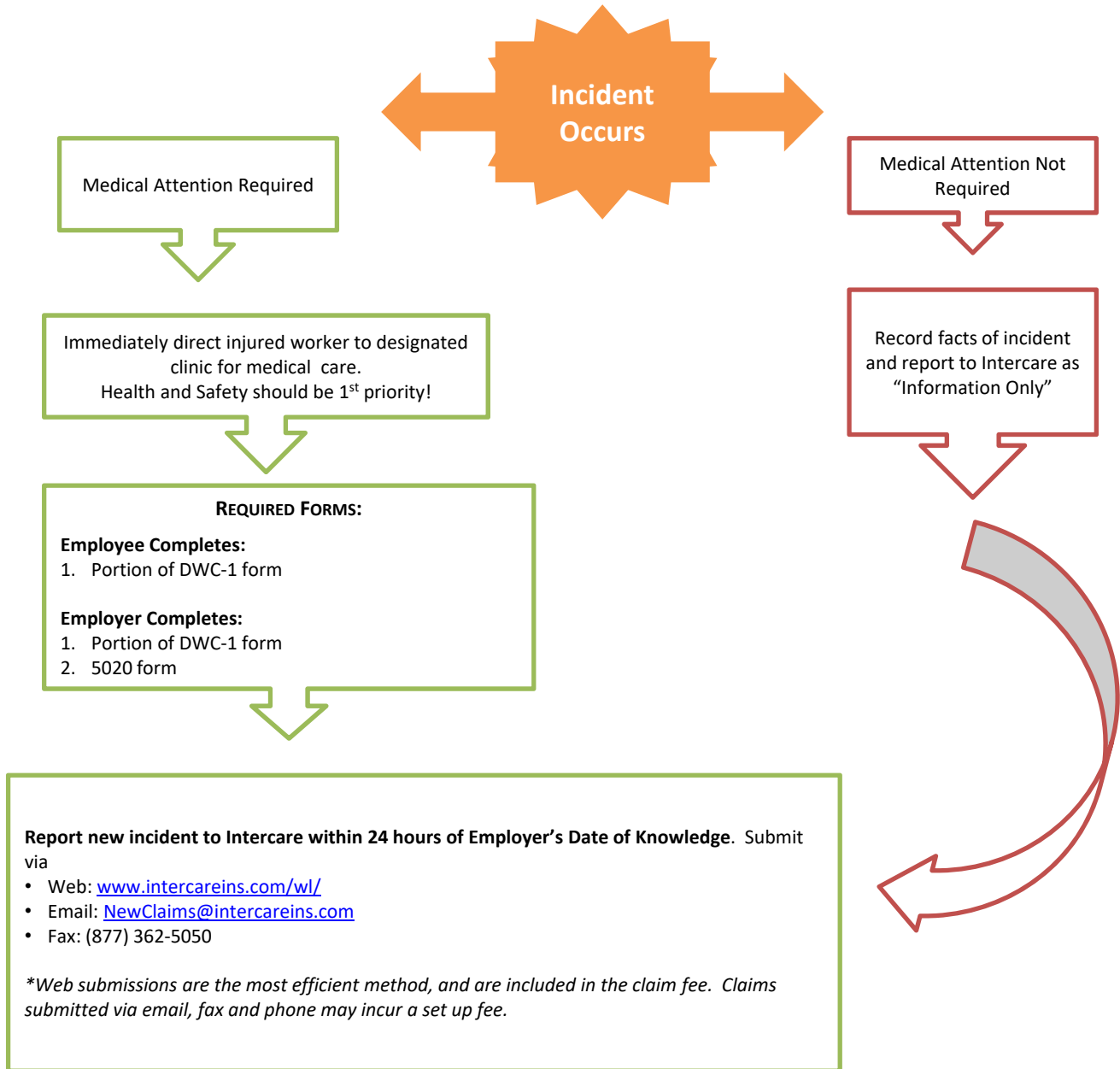
WORKERS' COMPENSATION CLAIMS CONTACTS

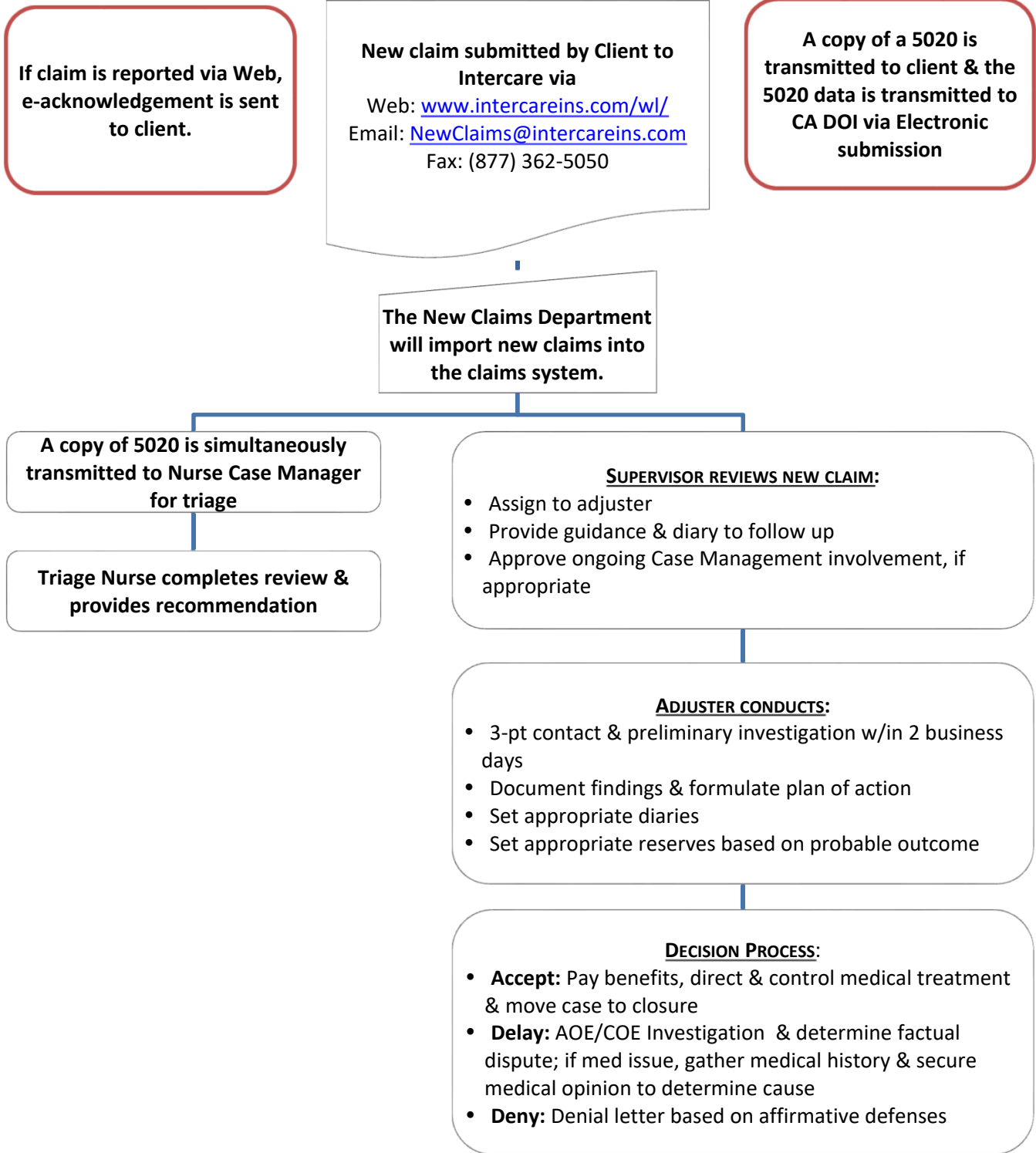
	Shawna Culp — Claims Manager Phone: 916-277-2526 Email: SCulp@Intercareins.com
	LuAnn Koppel — ACP, WC Claims Operations Phone: 916-780-3631 Email: lkoppel@Intercareins.com
	Heather Spain — Senior Claims Adjuster Phone: 916-277-2526 Email: hspain@Intercareins.com
	Ebony Aleksich — Claims Supervisor Phone: 916-780-3628 Email: ealeksich@Intercareins.com
	Danielle Buri-Beaton — Sr. Vice President of Client Services Phone: 916-277-2526 Email: DBuri@Intercareins.com
	Marcus Beverly — First Vice President, CPCU, AIC, ARM-P 2180 Harvard Street STE 460, Sacramento, CA 95815 Phone: 916-643-2704 Email: Marcus.Beverly@alliant.com
	Michelle Minnick — Account Manager 2180 Harvard Street STE 460, Sacramento, CA 95815 Phone: 916-643-2715 Email: Michelle.Minnick@alliant.com

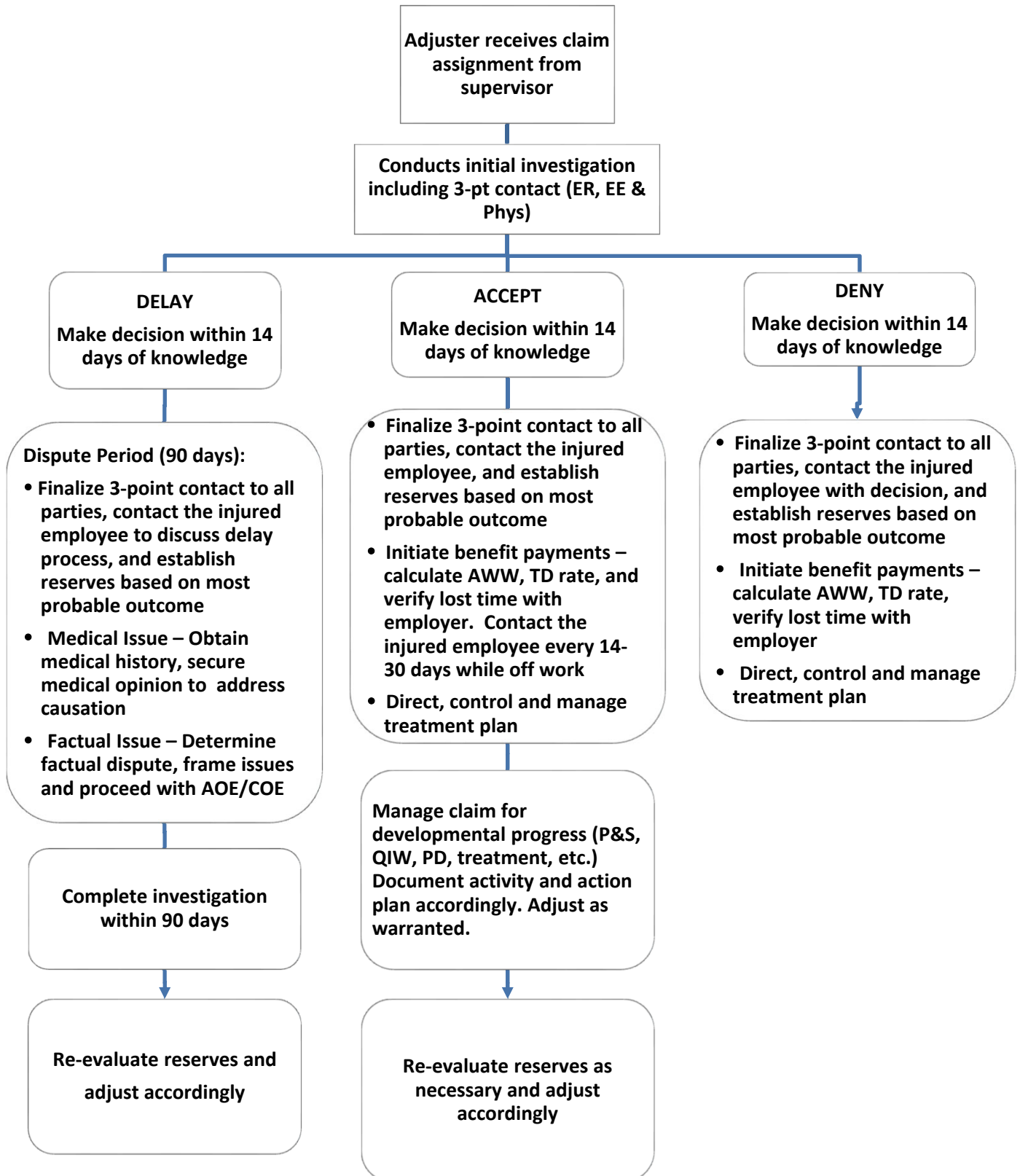
CLIENT RESPONSIBILITIES FOR REPORTING CLAIMS

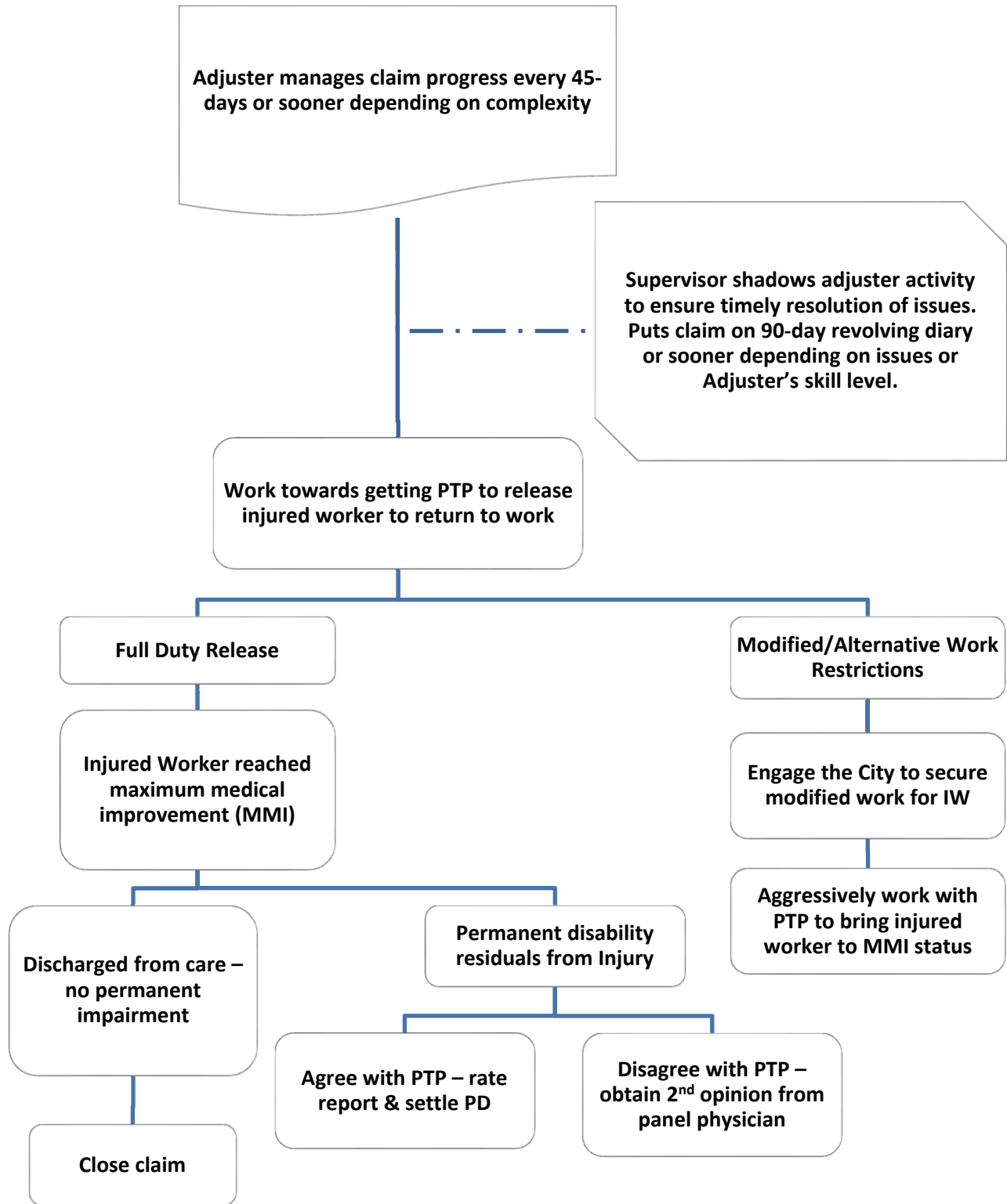
	<ul style="list-style-type: none"> ▶ Supervisor should complete the following within 24 hours of knowledge of an injury or receipt of DWC-1 form: <ol style="list-style-type: none"> 1. Bottom portion of DWC-1 lines 10-19 (Mandatory) 2. Supervisor's Report of Injury ▶ The City or Town should complete the following within 24 hours of knowledge of an injury: <ol style="list-style-type: none"> 1. Employer's Report of Injury, form 5020 (Mandatory) either submit online via web at www.intercareins.com/wl/ or email NewClaims@intercareins.com 2. Email or fax the DWC-1, Supervisor's Report, any medical reports or work status slips, or any other pertinent information via web at www.intercareins.com/wl/ or email NewClaims@intercareins.com or fax to 877.362.5050
--	--

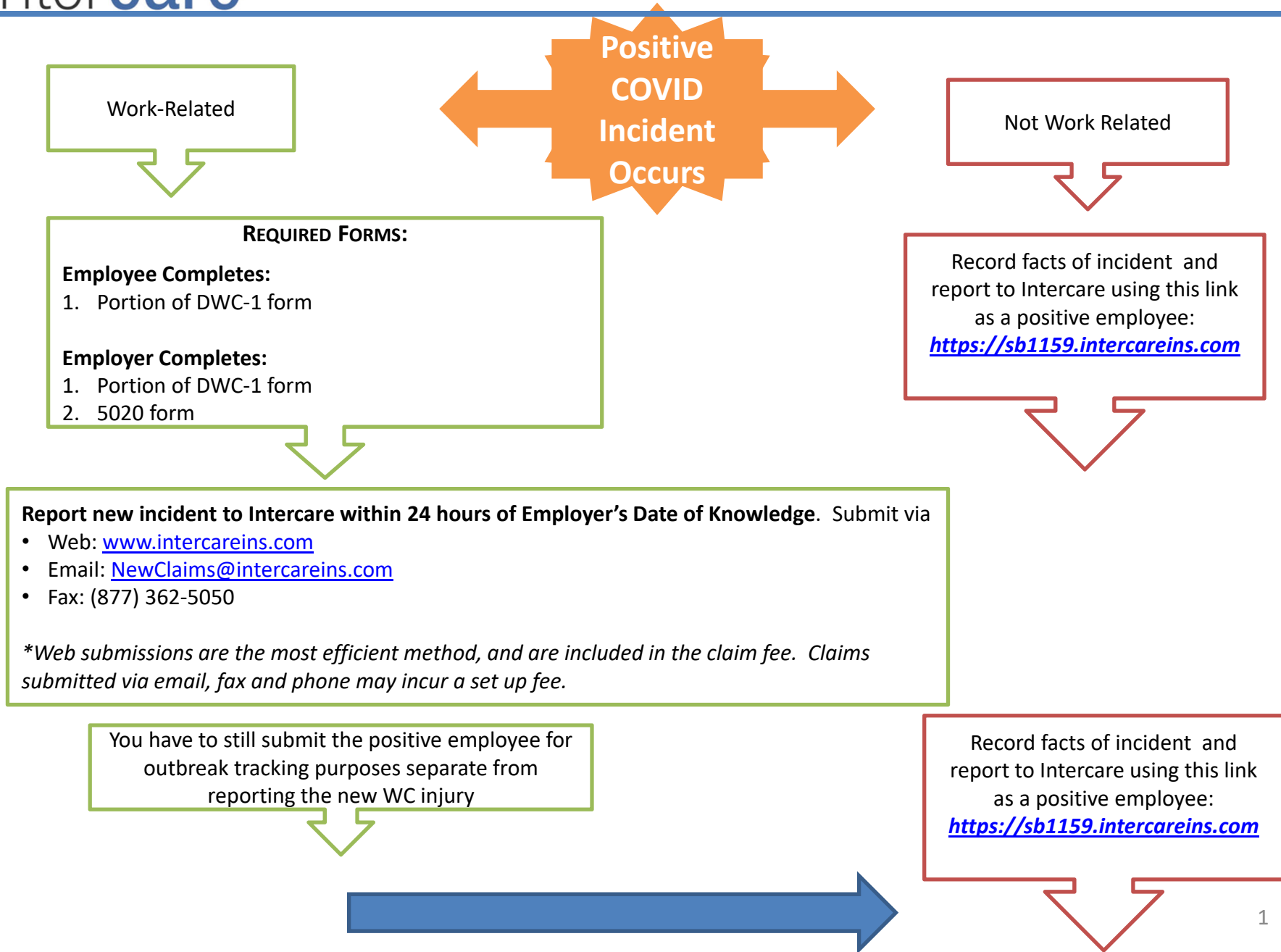
WORKERS' COMPENSATION CLAIMS REPORTING











OUR PROGRAM



24/7/365 Access

Available 24/7 and 365 days in a year including nights, weekends, and holidays.



Nurse Triage

All calls are answered by a Registered Nurse. InterMed utilizes Gold Standard Protocols from Schmitt-Thompson.



Telemedicine

Our Telemedicine service is user friendly and available 24/7. Injured workers will have access to a Board Certified Clinician. We have interpreters available if needed. Our Telemedicine program allows for access to care-early intervention regardless of geographic location.



Customization

Our Nurse Triage and Telemedicine programs are customizable to meet the needs of our clients. Customization can include SOP, reporting, and referral to our client's preferred providers.



Implementation

InterMed has existing templates for quick implementation. However, if the client prefers to customize their program; the timeline of implementation can be accomplished on average within 5 business days.



**Small Cities Organized Risk Effort
Board of Directors Teleconference Meeting August 25, 2023**

Agenda Item H.4.

**OCTOBER TRAINING DAY AND
BOARD OF DIRECTORS MEETING TOPICS**

ACTION ITEM

ISSUE: The Board is presented with Draft Agendas for the October Training Day and Board of Directors meetings for review and discussion.

The Program Managers have left several potential topics open at this time to get feedback from the members on topics of interest. This includes several employment risk management training topics offered through ERMA, as outlined in the attached page from their Biannual Letter to Members, and members are asked to choose one or more for the October meeting.

DKF Solutions is also offering training on a number of topics, including sewer system and backup risk management, vehicle operations, and wildfire risk control.

RECOMMENDATION: Discuss and provide direction regarding agenda topics.

FISCAL IMPACT: Not to exceed \$18,000.

BACKGROUND: Every year SCORE holds a two-day Board Meeting for training and/or long-range planning, depending on need. The meeting provides Board members an opportunity to discuss the coverage programs, risk management and loss control services, pool governance, and other topics Members may want to address. Training presentations are provided by the Program Administrators and SCORE partners. The Gaia Hotel in Anderson was selected as the destination for this year's meeting on October 26 and 27, 2023.

ATTACHMENT(S):

1. Draft Agenda for the meeting on October 26, 2023
2. Draft Agenda for the meeting on October 27, 2023
3. ERMA Training Topics



SMALL CITIES ORGANIZED RISK EFFORT STRATEGIC PLANNING & TRAINING DAY

1	Attached
2	Hand Out
3	Separate Cover
4	Verbal

Location: Gaia Hotel
 4125 Riverside Place
 Anderson, CA 96007

Date: Thursday, October 26, 2023

Time: Breakfast available at 8:00 am
 Morning Training to begin at 8:30 am
 Long Range Planning to begin at 9:00 am

PAGE

MORNING TRAINING

Time Certain

8:30 am – 9:00 am	SCORE Orientation for New Members <i>The Program Administrators will provide an orientation for new members and answer member questions about SCORE programs and services.</i>	I 2
----------------------	--	-----

TRAINING AND LONG-RANGE PLANNING

PAGE

9:00 am

- A. CALL TO ORDER – 9:00 am**
- B. ROLL CALL**
- C. APPROVAL OF AGENDA AS POSTED** A 1
- D. PUBLIC COMMENTS**
- E. OPENING COMMENTS**
- 1. President’s Report** I 4
Wes Heathcock will address the Board on items pertaining to SCORE.
- F. FINANCIAL ITEMS**

9:15 am –
9:30 am

- 1. Target Funding Benchmarks** I 1
Marcus Beverly will present an overview of SCORE’s financial condition relative to the funding benchmarks established by the Board.

G. PROGRAM COVERAGE REVIEW

9:30 am –
10:00 am

- 1. Liability Program Excess Coverage Review** I 2
The Board will receive an update on CJPRMA’s financial status and MOC.

10:00 am –
10:30 am

- 2. APIP (Property – Cyber - Pollution) Coverage Review**
The Program Administrators will provide a summary of the property, auto, pollution & cyber coverage provided in the Alliant Property Insurance Program (APIP).

BREAK

H. JPA BUSINESS & RISK MANAGEMENT

10:45 am – **1. Best Practices for Workers’ Compensation** **I 1**
11:30 am *Intercare will provide training regarding the Work Comp claims process and best practices for reducing claim frequency and severity.*

11:30 am – **2. Subrogation & Liability Claim Management** **I 1**
Noon *The Board will receive information on subrogation services available through George Hills as well as their best practices for liability claim management.*

Noon – **I 4**
1:00 pm

LUNCH PRESENTATION
ERMA – EPL Update or RM Session

H. JPA BUSINESS & RISK MANAGEMENT

1:00 pm – **3. Sewer Operations Risk Management & Response** **I 4**
1:45 pm *DKF Solutions will provide an overview of best practices for sewer system risk management, including coordinating response to claims with George Hills.*

1:45 pm – **4. State of the Market** **I 2**
2:30 pm *The Board will receive a presentation related to the state of the insurance market moving into 2023.*

2:30 pm – **A 1**
2:45 pm

BREAK

2:45 pm – **5. Strategic Planning Objectives Update** **I 1**
3:30 pm *The latest revisions to SCORE’s Strategic Planning Objectives will be reviewed for feedback and direction.*

3:30 pm – **6. Wrap-Up** **I 4**
4:00 pm *Members will provide feedback and direction regarding the day’s discussions and preview the items for tomorrow’s agenda.*

IMPORTANT NOTICES AND DISCLAIMERS: *Per Government Code 54954.2, persons requesting disability related modifications or accommodations, including auxiliary aids or services in order to participate in the meeting, are requested to contact Michelle Minnick at Alliant Insurance at (916) 643-2715. The Agenda packet will be posted on the SCORE website at www.scorejpa.org. Documents and material relating to an open session agenda item that are provided to the SCORE Board of Directors less than 72 hours prior to a regular meeting will be available for public inspection and copying at 2180 Harvard Street, Suite 460, Sacramento, CA 95815. Access to some buildings and offices may require routine provisions of identification to building security. However, SCORE does not require any member of the public to register his or her name, or to provide other information, as a condition to attendance at any public meeting and will not inquire of building security concerning information so provided. See Government Code section 54953.3*



President
Mr. Wes Heathcock
Town of Loomis

Vice President
Mr. Todd Juhasz
City of Mt. Shasta

Secretary
Ms. Muriel Howarth
City of Mt. Shasta

Treasurer
Mr. Blake Michaelsen
City of Dunsmuir

SMALL CITIES ORGANIZED RISK EFFORT BOARD MEETING AGENDA

Location: Gaia Hotel
4125 Riverside Place
Anderson, CA 96007
Date: Friday, October 27, 2023
Time: Breakfast available at 8:00 am
Pre-meeting Training to begin at 8:30 am
Board Meeting Call to Order 9:00 am

A	Action
I	Information
1	Attached
2	Hand Out
3	Separate Cover
4	Verbal

MORNING TRAINING SESSION

Time Certain
8:30 am –
9:30 am
Pg.

SCORE Program Coverage Review - TBD

I 1

BOARD MEETING

- A. CALL TO ORDER – 9:00 a.m.**
- B. ROLL CALL**
- C. APPROVAL OF AGENDA AS POSTED** **A 1**
- D. PUBLIC COMMENTS** **I 4**
- E. CONSENT CALENDAR** **A 1**

All matters listed under the consent calendar are considered routine with no separate discussion necessary. Any member of the public or Board of Directors may request any item to be considered separately.

- Pg.* 1. Board of Directors Teleconference Meeting Minutes – August 25, 2023
- Pg.* 2. SCORE Checking Register – July—September 2023
- Pg.* 3. Chandler Asset Management Investment Statements – August—September 2023
- Pg.* 4. US Bank Account Statement – August—September 2023
- Pg.* 5. Local Agency Investment Fund (LAIF) Quarterly Statement of Investments – September 30, 2023
- Pg.* 6. Treasurer’s Report for Period Ending September 30, 2023
- Pg.* 7. PRISM Pollution FY 23/24 Premium Estimate (V1) – October 2023
- Pg.* 8. Fact Sheet Retail vs. Wholesale Commissions
- Pg.* 9. SCORE FY 23-24 Loss Control Grant Funding Usage as of October 21, 2023

F. ADMINISTRATIVE REPORT

- 1. Alliant Update** **I 4**
The Program Administrator will address the Board on Alliant matters pertinent to SCORE.
a. Annual Report
b. Claims Reporting Manual
c. Annual Vendor Service Provider Survey

G. FINANCIAL

- 9:20 am – **1. Quarterly Financials for QE June 30, 2023** **A 2**
9:40 am *The June 30, 2023, Quarterly Financial Report will be presented by Gilbert Associates, Inc. and the Board may take action to Accept and File.*
Pg.
- 9:40 am – **2. Financial Audit for Year ended June 30, 2023** **A 2**
10:00 am *Maze & Associates will present the Draft Financial Audit for Fiscal Year Ending June 30, 2023, to the Board for review and acceptance or direction.*
- 10:00am – **3. City of Isleton - Premium Payment Plan Request for 23/24** **A 1**
10:15 am *The Board will review and consider approval of a proposed premium installment payment plan for the City of Isleton.*
Pg.
- 10:15 am – **BREAK**
10:30 am
- 10:30 am – **4. Chandler Asset Management Financial Portfolio Review** **A 2**
10:50 am *The Board will receive a Financial Portfolio Review from Carlos Oblites of Chandler Asset Management.*
- 10:50 am – **5. SCORE Investment Policy** **A 1**
11:00 am *The Board will review the current investment policy including any recommended changes from Chandler Asset Management and approve or provide direction.*

H. JPA BUSINESS

- Pg. **1. SCORE FY 24/25 Meeting Dates and Locations** **A 1**
The Board is asked to approve dates and locations for the FY 24/25 meetings.
- Pg. **2. SCORE Schedule of Contracts and Renewal Direction** **A 1**
The Board will provide direction on action steps for renewal of vendor contracts.

- 12:00 pm – **LUNCH TRAINING PRESENTATION** **I 2**
12:45 pm **Sidewalk & Tree Risk Management**
Pg. *Chris Carmona of George Hills & Company will provide an overview of the City of Fairfield's process of implementing sidewalk and tree ordinances.*

- 1:00 pm – **I. CLOSED SESSION PURSUANT TO GOVERNMENT CODE SECTION**
1:30 pm **54956.95 **REQUESTING AUTHORITY**
Pg.

- 1. Liability** A 2
- a.
- 2. Workers' Compensation**
- a.

Pg. **J. REPORT FROM CLOSED SESSION**

Pg. **K. ROUNDTABLE DISCUSSION** I 1
The Board is asked to review the feedback provided at the Planning Session and provide direction for action items to address the issues raised at the meeting.

L. INFORMATION ITEMS I

- 1. PARMA Conference, Indian Wells, CA, February 20 -23, 2024 1
- 2. SCORE Resource Contact Guide 1
- 3. Glossary of Terms 1

M. CLOSING COMMENTS

N. ADJOURNMENT

UPCOMING MEETING: Board of Directors – January 26, 2024 at Gaia Hotel, Anderson, CA

IMPORTANT NOTICES AND DISCLAIMERS:

Per Government Code 54954.2, persons requesting disability related modifications or accommodations, including auxiliary aids or services in order to participate in the meeting, are requested to contact Michelle Minnick at Alliant Insurance at (916) 643-2715. The Agenda packet will be posted on the SCORE website at www.scorejpa.org. Documents and material relating to an open session agenda item that are provided to the SCORE Board of Directors less than 72 hours prior to a regular meeting will be available for public inspection and copying at 2180 Harvard Street, Suite 460, Sacramento, CA 95815. Access to some buildings and offices may require routine provisions of identification to building security. However, SCORE does not require any member of the public to register his or her name, or to provide other information, as a condition to attendance at any public meeting and will not inquire of building security concerning information so provided. See Government Code section 54953.3.

Live & Online Training

A list of scheduled live training for the 2023/24 Program Year is available on ERMA's [website](#). Please complete our online [request form](#) if your agency is interested in hosting a training from the list of this year's training topics:

1. **Harassment, Discrimination, and Retaliation Prevention:** These trainings are compliant with SB 1343/AB 1825.
2. **Best Practices for Navigating Public Safety Workplace Complaints:** This training will explore everything from intake of the complaint through retaining the investigator and will cover aspects of the Peace Officer's (POBR) and Firefighter's Bill of Rights (FBOR) that may impact how the investigation is conducted.
3. **Defining the Elected Official's Role with Respect to Individual Employees:** This training discusses several legal reasons why the role of elected officials regarding individual employees has such substantial limitations and includes practical approaches for dealing with individual employees.
4. **First Amendment Issues in a Politically Charged World:** This training will explore an employee's right of expression, both inside and outside of the workplace including on social media, as well as an employer's ability to address and/or restrict such speech.
5. **Successful Management of Disabilities in the Workplace:** This presentation will take a closer look into the process employers are legally required to follow to evaluate common accommodations that are sought by employees such as extended leave, light duty, telecommuting, and flexible work schedules.
6. **Whistle Blown – Practical Considerations for Handling Whistleblower Complaints:** This training will review the anti-retaliation laws a public employer needs to know and the conduct these laws protect and will highlight the challenges employers face when defending against whistleblower claims in litigation, and best practices for managing whistleblower complaints and minimizing liability exposure.
7. **They Posted What?!? Social Media, Employer Liability, and the First Amendment:** This training first analyzes the law in this area from an advisory perspective, to help attendees understand the constitutional boundaries and components of the ability to regulate employee social media usage and address the risks in employees' use of their personal devices in conducting official business.
8. **Implementing and Managing Remote Work Employees:** This training will go over basic facts regarding mandatory legal requirements for having employees continue to work remotely, effectively managing and disciplining remote workers, potentially compelling remote workers back into the office, and importantly dealing with potential frustrations from employees who are required to perform full-time in-person work.



**GEORGE HILLS PRESENTATION
CLAIM DENIALS, REJECTIONS AND DELEGATION OF AUTHORITY**

INFORMATION ITEM

ISSUE: Members are provided training by George Hills and Company in the various responses and timelines applicable to the tort claims filed against them. The discussion will include the rules and limitations on the delegation of authority to issue the response.

RECOMMENDATION: Information only – work with SCORE’s TPA to establish guidelines that work best for your city.

FISCAL IMPACT: To be determined.

BACKGROUND: George Hills began service as SCORE’s Liability claims Third-Party Administrator (TPA) on July 1, 2023. As part of their service, they work with members to establish claim reporting and management guidelines, including responses to tort claims, the subject of the training.

ATTACHMENT(S): *Under Separate Cover*



CLOSED SESSION
PURSUANT TO GOVERNMENT CODE SECTION 54956.95

ACTION ITEM

ISSUE: Pursuant to Government Code Section 54956.95, the Board will hold a Closed Session to discuss the following claims for payment of a tort liability loss or a public liability loss:

- 1. Liability**
 - a. Swenson v. Mt. Shasta****

FISCAL IMPACT: Unknown.

RECOMMENDATION: The Program Administrator cannot make a recommendation at this time, as the subject matter is confidential.

BACKGROUND: Confidential.

ATTACHMENTS: None.



Agenda Item K.

GENERAL RISK MANAGEMENT ISSUES

INFORMATION ITEM

ISSUE: The floor will be open to the Board for discussion.

RECOMMENDATION: This is an information item; no recommendation is provided.

FISCAL IMPACT: No financial impact is expected.

BACKGROUND: This item is added to each agenda for any topics or ideas members would like to discuss.

ATTACHMENTS: None.



INFORMATION ITEMS

ISSUE: The following items are being presented as information for SCORE members.

RECOMMENDATION: None. This item is offered as information only.

BACKGROUND: None

FISCAL IMPACT: None

ATTACHMENT(S):

1. SCORE Resource Contact Guide
2. SCORE Glossary of Terms
3. Law Enforcement Training Day
4. CAJPA and PARMA Conferences
5. ERMA Training Reminder

RESOURCE CONTACT GUIDE

SERVICE PROVIDERS AND VENDOR MATRIX

TABLE OF CONTENTS

As a member of SCORE, your City/Town has many risk management resources available. This Services Matrix is designed to assist you with identifying and locating these resources.

CONTACT INFORMATION									
Pg. 1-2	Program Service Providers								
Pg. 3	Other Coverage Providers								
Pg. 4-6	Contracted Vendor Services (additional member cost)								
RISK MANAGEMENT SERVICE CATEGORY		PRISM	VECTOR SOLUTIONS	DKF SOLUTIONS	OCCU - MED	APIP	LEXIPOL	ACI EAP	CAL-TIP
Pg. 7	Telephone Hotline - Questions & Guidance			X					
Pg. 7	Hazard & Safety Assessment			X					
Pg. 8	Program/Policy Development	X		X			X		
Pg. 8	Safety Materials/Web-based Courses/Videos	X	X	X					
Pg. 8	On-Site Training	X		X					
Pg. 8	Ergonomic Evaluations			X					
Pg. 9	Risk Management Webinars	X		X		X			
Pg. 9	Employer DMV Pull Notice Program	X							
Pg. 10	Pre-Employment & Fit for Duty Medical Exams				X				
Pg. 10	Employee Assistance Program - Health & Wellness							X	
Pg. 11	Transit Resources (available to CalTIP members)								X

* Services and resources are available at no additional cost, unless specifically noted.

PROGRAM SERVICE PROVIDERS			
SERVICE PROVIDERS	CONTACT INFORMATION	SERVICES PROVIDED	
<p>PROGRAM ADMINISTRATION</p> <p>Alliant Insurance Services, Inc. 2180 Harvard Street, Suite 460 Sacramento, CA 95815 Main: (916) 643-2700 Fax: (916) 643-2750 www.alliant.com</p>	<p>Marcus Beverly Office: (916) 643-2704 Cell: (916) 660-2725 Marcus.Beverly@alliant.com</p> <p>Conor Boughey Office: (415) 403-1400 Cell: (415) 744-4889 cboughey@alliant.com</p> <p>Michelle Minnick Office: (916) 643-2715 Michelle.Minnick@alliant.com</p>	<p><i>JPA MANAGEMENT ISSUES</i></p> <ul style="list-style-type: none"> ▪ Governance - policies and procedures, program budget/funding, financial analysis, program management, personnel, contracts, consultants. ▪ Coverage - coverage questions, quotations, new members, development of shared risk program coverage agreements, RFPs for services, actuary liaison, excess insurance/additional coverage marketing (Crime coverage, etc.), program development. ▪ Risk Management - Insurance Requirements in Contracts (IRIC), third party contract review, hold harmless and indemnification clauses, risk management program planning, RFPs for JPA payment approval of budgeted funds. <p><i>JPA ADMINISTRATIVE ISSUES</i></p> <ul style="list-style-type: none"> ▪ Meetings & Compliance - agendas; minutes; development/maintenance of governing documents, development/interpretation of policies & procedures, JPA state compliance, Form 700, changes in Board members, website updates. ▪ Certificates - certificates of coverage, additions/deletions of coverages, special events liability coverage, automobile identification cards, auto/mobile equipment physical damage programs. 	<p>MAIN CONTACT Marcus Beverly Michelle Minnick Conor Boughey</p>

PROGRAM SERVICE PROVIDERS		
SERVICE PROVIDERS	CONTACT INFORMATION	SERVICES PROVIDED
<p>ACCOUNTING SERVICES</p> <p>Gilbert Associates, INC 2880 Gateway Oaks Drive, STE 100 Sacramento, CA 95833 Main: (916) 646-6464 Fax: (916) 929-6836 www.gilbertcpa.com</p>	<p>Kevin Wong, CPA kswong@gilbertcpa.com</p> <p>Jennifer Zraick JZraick@gilbertcpa.com</p>	<ul style="list-style-type: none"> ▪ Billing, accounting, and financial management
<p>SAFETY AND RISK CONTROL SERVICES</p> <p>DKF Solutions Group, LLC http://www.dkfsolutions.com</p>	<p>David Patzer Office: 707-373-9709 dpatzer@dkfsolutions.com</p> <p>John Balestrini 916-532-5802 jbalestrini@dkfsolutions.com</p>	<ul style="list-style-type: none"> ▪ Telephone Hotline - Questions & Guidance ▪ Hazard & Safety Assessment ▪ Program/Policy Development ▪ Ergonomic Evaluations ▪ On-site Training ▪ Safety Materials ▪ On-line Streaming Videos ▪ Webinars - WC and Liability Risk Management Topics
<p>CLAIMS ADMINISTRATION</p> <p>George Hills – GL TPA PO BOX , Sacramento, CA 95833 Main: 855-442-2357 https://georgehills.com/</p>	<p>Kathleen Proctor - Client Service Director 916-467-5877 kathleen.proctor@georgehills.com</p> <p>Mayra Curiel – Liability Claims Processor 909-281-1966 Mayra.Curiel@georgehills.com</p>	<p>Third-Party Liability Claims Administrator --refer to George Hills for specific Claim Adjuster's contact information.</p> <p>Report New Liability Claims to:</p> <ul style="list-style-type: none"> ▪ MyGHCNewClaims@georgehills.com
<p>CLAIMS ADMINISTRATION</p> <p>Intercare Holdings Insurance - WC TPA 6020 West Oaks Blvd, Suite 100, Rocklin, CA 95765 Main: 877- 541-4591 Fax: 877-362-5050 www.intercareins.com</p>	<p>Danielle Buri-Beaton – Sr. VP Client Services 916-277-2526 DBuri@Intercareins.com</p> <p>Heather Spain – Sr. Claims Adjuster Direct: 916-277-2526 hspain@Intercareins.com</p>	<p>Third-Party Workers' Compensation (WC) Claims Administrator --refer to Intercare for specific Claim Adjuster's contact information.</p> <p>Report New WC Claims via Global Intake or via email NewClaims@intercareins.com</p>

OTHER COVERAGE PROVIDERS		
SERVICE PROVIDERS	CONTACT INFORMATION	SERVICES PROVIDED
<p>LAWCX Excess Workers' Compensation Coverage</p> <p>Wide variety of risk control services and resources.</p> <p>http://www.lawcx.org/</p>	<p>Jim Elledge, Executive Director (916) 244-1124 jim.elledge@sedgwick.com</p> <p>Tammy Vitali, WC Program Manager (916) 244-1114 tammy.vitali@sedgwick.com</p> <p>Terrie Norris, Risk Control Services Manager (916) 290-4655 terrie.norris@sedgwick.com</p> <p>Kim Sackett, Board Secretary & Analyst (916) 290-4601 kim.sackett@sedgwick.com</p>	<ul style="list-style-type: none"> ▪ Employees can access online training courses by registering online at www.lawcx.org. ▪ Video/Webinars – There are over 300 Training videos and over 30 recorded webinars available. Live Webinars are also available ▪ Training Tools – Sample Training Matrices, Safety Communications, Safe Practices Guidelines ▪ Programs/Forms Comprehensive Sample Programs with implementation guides and Sample Forms ▪ Blog – Timely and informational reports from Risk Control Experts ▪ Can you Risk It? Liability Exposures- real questions from actual members are answered
<p>PRISM Excess Workers' Compensation Coverage</p> <p>Wide variety of risk control services and resources.</p> <p>https://www.prismrisk.gov</p>	<p>Telephone: (916) 850-7300 Fax: (916) 850-7800 Crisis Incident Management Hotline: (916) 850-7700</p> <p>Rick Brush, Chief Member Services Officer Maria Williams, Senior Member Services Specialist</p>	<ul style="list-style-type: none"> ▪ Risk Control Toolbox https://www.prismrisk.gov/services/risk-control/toolbox/ ▪ Training https://www.prismrisk.gov/services/risk-control/training/ ▪ Partner Program Services https://www.prismrisk.gov/services/risk-control/partner-programs/
<p>Vector Solutions</p> <p>Web-based training resources available to all city employees.</p>	<p>https://app.targetsolutions.com/auth/index.cfm?action=login.showlogin&customerid=19258&customerpath=score&msg=</p>	<ul style="list-style-type: none"> ▪ Web-based Courses ▪ Records Management
<p>CJPRMA (California Joint Powers Risk Management Authority) Excess Liability Coverage</p> <p>http://www.cjprma.org/</p>	<p>Tony Giles - General Manager Office: (925) 290-1316 Email: tony@cjprma.org</p>	<ul style="list-style-type: none"> ▪ Training provided on a variety of Liability-related Topics ▪ Special Events Coverage ▪ Belfor Property Restoration Master Contract

<p>Beazley Breach Solutions Risk Management Portal (APIP Members only)</p> <p>Cyber Risk Management Resources</p>	<p>www.beazleybreachsolutions.com Please reach out to Michelle Minnick (Michelle.Minnick@alliant.com) (to get connected to the site. At a minimum, we will need the person’s name, the name of their corresponding organization, and their work-issued email addresses (personal email addresses won’t work).</p>	<p>The Portal contains a lot of useful cyber risk management information, including best practices, training, response plans, tabletop exercises, and what to do before, during and after a cyber-attack.</p>
<p>CalTIP - California Transit Indemnity Pool</p> <p>Self-insurance program for public transit operators</p>	<p>Terrie Norris, Sedgwick Office: (916) 290-4655 Email: terrie.norris@sedgwick.com Website: http://www.caltiponline.org/</p>	<ul style="list-style-type: none"> ▪ Transit Specific Risk Management Resources for Member Cities (Auburn and Dixon)
<p>APIP - Alliant Property Insurance Program</p>	<p>Contact Marcus Beverly, Alliant Insurance Services, for questions.</p>	<ul style="list-style-type: none"> ▪ Webinars - Property Risk Management Topics ▪ Insured property appraisals <p>Boiler and Machinery coverage and services are provided through member participation in APIP.</p> <p>Coverage includes state required jurisdictional inspections. Contact = David Kear CEA, MBA david_kear@hsb.com Telephone: (860) 722-5231 Fax: (860) 722-5530</p> <p>➤ Useful information specific to equipment care, operating logs and maintenance fact sheets on the website www.hsb.com which has several resources available under the ‘Knowledge Center’ tab.</p>
<p>Lexipol</p> <p>Law Enforcement and Fire Risk Management www.lexipol.com</p>	<p>Brian Owens Strategic Partnerships Manager Office: (469) 598-0227 Mobile: (801) 588-9793 Email: bowens@lexipol.com</p>	<p><i>Master contract with SCORE and included in admin fee</i></p> <ul style="list-style-type: none"> ▪ Police Risk Management Policies and Procedures ▪ Daily Training Bulletins ▪ Fire Dept. Policies & Training* (*additional member cost)

CONTRACTED VENDOR SERVICES (additional member cost)

VENDOR SERVICES	CONTACT INFORMATION	SERVICES PROVIDED
Actuarial Services	Bickmore Actuarial https://www.bickmoreactuarial.net/ Mike Harrington mharrington@bickmoreactuarial.net	<ul style="list-style-type: none"> Reserve Analysis Cost allocation Benchmarking Studies Self-insured Retention Studies
ADA Compliance	Sally Swanson Architects 500 Sansome Street, Suite 410 San Francisco, CA 94111 415.445.3045 https://swanarch.com/	<ul style="list-style-type: none"> Access Training » Accessibility Master Planning » Architectural Design Upgrades and Mitigation » Emergency Preparedness and Response » Litigation Support and Expert Witness Services » On-Call Technical Assistance » Plan Review and Inspection Services » Physical Access Compliance Survey, Paths of Travel » Polling Sites Surveys » Self-Evaluations » Transition Plans »
ADA Compliance	SZs Consulting Group Sacramento Office 770 L Street, Suite 950 Sacramento, CA 95814 Tel: 916.669.8750 fax: 866.670.4961 Email: info@szs.engineering Website: https://www.szs.engineering/	<ul style="list-style-type: none"> Building Evaluations <ul style="list-style-type: none"> ADA/Access Assessments ADA Transition Plans & Self-Evaluations, including updates to existing plans Accessibility Master Plans Peer Review Training <ul style="list-style-type: none"> Litigation Assistance

CONTRACTED VENDOR SERVICES (additional member cost)

VENDOR SERVICES	CONTACT INFORMATION	SERVICES PROVIDED
Aquatics Risk Management	Total Aquatic Management (TAM) www.totalaquaticmanagement.webs.com Jim Wheeler Office: (510) 523-3155 Email: jim@totalaquaticmanagement.com	<ul style="list-style-type: none"> • Aquatic Safety services • Facility, Staff and Operations Auditing • Certified Pool Operator (CPO) Trainings • Lifeguard and Supervisor Training • Investigation and Expert Witness Services
Arborist	Gordon Mann - Consulting Arborist Mann Made Resources 10556 Combie Road Auburn, CA 95602 Cell: (650) 740-3461 Email: gordon@mannandtrees.com website: https://mannandtrees.com/	<ul style="list-style-type: none"> • Diagnosis of Tree and Landscape Problems • Insect and Disease Identification and Management • Municipal Ordinance Development • Training and Education • Tree Plant Inventories • Tree Protection for Construction Projects • Tree Risk Assessments and Surveys
Arborist	Professional Landscape Solutions 6108 27th Street, Ste. C Sacramento, CA 95822 (916) 424-3815	
Biohazard Remediation & Disinfecting	Forensiclean https://forensiclean.com/ (916) 812-2010 info@forensiclean.com	<ul style="list-style-type: none"> • Biohazard Remediation and Disinfecting Services • Homeless encampment cleanup
Certified Pool Operator (Certification Program)	StarBright Pools info@starbrightpools.com (916) 878-1050 https://starbrightpools.com/certified-pool-operator-in-sacramento/	<ul style="list-style-type: none"> • CPO® certification courses are designed to provide individuals with the basic knowledge, techniques, and skills of pool and spa operations. • Many state and local health departments accept the CPO® certification program.

CONTRACTED VENDOR SERVICES (additional member cost)

VENDOR SERVICES	CONTACT INFORMATION	SERVICES PROVIDED
Consulting Engineering	<p>California Engineering Company, Inc. 1110 Civic Center Blvd. Ste. 404 Yuba City, CA 95993 Email: Swartz@cecusa.net (530) 751-0952 https://www.cecusa.net/</p>	<ul style="list-style-type: none"> • Civil Engineering • Land Surveying • Grant Funding Procurement • Construction Administration <p><i>Referred by Yuba City for consulting engineering services</i></p>
Cyber Risk Management	<p>https://www.besewersmart.com/score-cyber</p>	<p><i>Free cyber resources for SCORE members</i></p> <ul style="list-style-type: none"> • Minimum Security Standards • Real Time Cyber Threat Map • Water & Wastewater risks and resources
<p>Cybersecurity & Infrastructure Security Agency (CISA)</p> <p>Cyber Resource Hub</p>	<p>https://www.cisa.gov/cyber-resource-hub</p>	<p>Highly recommended federal government site with FREE tools and resources for protecting cities and other critical infrastructure from cyber-attacks.</p>
Driver Assessment & Training Program	<p>Vector Solutions Driver Program</p> <p>https://www.prismrisk.gov/services/risk-control/training/vector-solutions/</p>	<p>PRISM Partner Program</p> <p>This innovative assessment application and 12-course bundle are offered to PRISM members at no additional charge. This cutting-edge interactive program consists of a competency-based assessment, 12 skill-building courses, and 3-dimensional animation.</p>
Drug & Alcohol Testing	<p>Datco Services Corporation https://www.datcoservices.com/ 2280 Grass Valley Highway Suite 232 Auburn, CA 95603 530-268-8101 (800) 95-DATCO (32826)</p>	<ul style="list-style-type: none"> • DOT Employer Compliance • Consulting & Reporting • Training • Administration • Background Checks

CONTRACTED VENDOR SERVICES (additional member cost)

VENDOR SERVICES	CONTACT INFORMATION	SERVICES PROVIDED
Emergency Response Training	Industrial Emergency Council https://iectraining.org/ 1301 Shoreway Road Suite 375 Belmont, CA 94002 Phone: (650) 508-9008	<ul style="list-style-type: none"> Hazardous Materials Education and Response Technical Rescue Confined Space Awareness Aircraft Rescue & Firefighting (ARFF) Fire Service Supervision and Management Incident Command System Marine Rescue and Vessel Operation Emergency Response Team (ERT) education
Employee Assistance Program	ACI Specialty Benefits Corporation 6480 Weathers Place, Suite 300 San Diego, CA 92121 Main: (800) 932-0034 Fax: (858) 452-7819 www.acieap.com Sasha Abrahms, Account Manager Office: (858) 736-3976 Email: sabrahms@acieap.com	<p>Services offered at an additional cost:</p> <ul style="list-style-type: none"> Employee Assistance Program (Additional cost to members) Employees and their family members can receive up to three counseling visits per year. The family members do not need to be within the same residence. The visits are considered short-term resolution. If the person needs additional counseling, ACI will help them transition into their private insurance plan. Legal and Financial Services (Additional cost to members) Employees and their family members have unlimited access to telephonic legal and financial services.
Employment Practices Training	34th Street Consulting https://www.34thstreetconsulting.com/ Gerry Preciado (866) 304-7722	<ul style="list-style-type: none"> Handling Conflict Leadership Development Workplace Culture
Janitorial Services	City Wide Property Services, Inc. https://citywideps.com/ 3054 Gold Canal Drive Rancho Cordova CA 95670 916.714.5929	<ul style="list-style-type: none"> Pressure Washing Sweeping Porter Services Landscaping Tech Services

CONTRACTED VENDOR SERVICES (additional member cost)

VENDOR SERVICES	CONTACT INFORMATION	SERVICES PROVIDED
Janitorial Services	<p>Peerless Building Maintenance https://www.peerlessbuildingmaintenance.com/ 4665 Mountain Lakes Blvd. Redding, CA 96003 (530) 222-6369</p>	<ul style="list-style-type: none"> • Janitorial Services • Carpet Cleaning • Window Washing • Pressure Washing • Steam Cleaning
Media Relations & Crisis Communication	<p>Cole Pro Media https://www.colepromedia.com/ Laura Cole lcole@colepromedia.com 3069 Alamo Dr #122, Vacaville, CA 95687 707.724.8089</p>	<p><i>Review of videos of critical incidents</i></p> <ul style="list-style-type: none"> • Social post construction and formatting. • Crisis communications, mainly how to address sensitive subjects with grace and transparency. • Proper techniques to work effectively with reporters and the best practices during a crisis. • Critical Incident Videos
Mobile Hearing Testing	<p>Center for Hearing Health https://www.centerforhearinghealth.com/ 530-888-9977 Trent Lubiens trent@centerforhearinghealth.com</p>	<ul style="list-style-type: none"> • Mobile Hearing Testing • Noise Survey • Employee Training <p>Respiratory Protection Program</p>
Pre-employment Medical Services	<p>Occu-Med www.occu-med.com Office: (559) 435-2800</p>	<ul style="list-style-type: none"> • Pre-placement Medical Exams • Fitness-For-Duty and Return-To-Work Evaluations • Job Analysis
Property Restoration	<p>BELFOR Property Restoration 3132 Dwight Road, Suite 300 Elk Grove, CA 95758 Grant A. Cody Cell: 916.673.7766 Ph: 916.399.1865 https://www.belfor.com/en/us</p>	<p><i>Let Belfor know we are a Red Alert customer through Master Contract with CJPRMA for discount and no need for separate agreement.</i></p> <p>https://www.belfor.com/en/us/solutions/red-alert-program</p> <ul style="list-style-type: none"> • Mold, water, fire, storm damage cleanup • Homeless encampment cleanup

CONTRACTED VENDOR SERVICES (additional member cost)

VENDOR SERVICES	CONTACT INFORMATION	SERVICES PROVIDED
Sewer Risk Management - Agency	DKF Solutions Group, LLC David Patzer Office: 707.373.9709 Email: dpatzer@dkfsolutions.com Website: http://www.dkfsolutions.com	<ul style="list-style-type: none"> Sewer System Risk Management – overflow and system operation compliance resources: https://www.besewersmart.com/score-ss0 https://www.besewersmart.com/ssmp
Sewer Risk Management - Agency	DKF Solutions Group, LLC David Patzer Office: 707.373.9709 Email: dpatzer@dkfsolutions.com Website: http://www.dkfsolutions.com	<p><i>Free sewer risk management resources for SCORE members</i></p> <ul style="list-style-type: none"> Sewer System Risk Management – overflow and system operation compliance resources: https://www.besewersmart.com/score-ss0 https://www.besewersmart.com/ssmp
Sewer Risk Management - Public	Educational Materials for the Public https://www.besewersmart.com/residents	<p><i>Free resources for the public to protect themselves</i></p> <ul style="list-style-type: none"> How to assess your risk How to prevent backflows into your home Tree planting guide and resources
Sidewalk Repair Services	Precision Concrete Cutting www.dontgrind.com Katrina Lynch (916) 847-7346 Klynch@dontgrind.com Joseph Ortega jortega@DontGrind.com	<p><i>Master contract with SCORE – no need for your own</i></p> <ul style="list-style-type: none"> Sidewalk cutting to repair defects Will inspect to your specifications Map defects Repairs @ \$35 to \$50 per location
Special Events Coverage	Offered Through CJPRMA https://www.cjprma.org/ See Special Events Insurance Button on Home Page	<p>Must register your location and have the renter or applicant use this link for special CJPRMA pricing:</p> <p>http://www.galescreek.com/app/index.cfm?jointpowers=1</p>

CONTRACTED VENDOR SERVICES (additional member cost)

VENDOR SERVICES	CONTACT INFORMATION	SERVICES PROVIDED
Special Events Coverage	Offered Through Alliant Toll Free: 1-800-821-9283 sep@alliant.com	Must sign up for program and then can issue coverage yourself and pay for policies issued on a quarterly basis
Wildfire Risk Management	Fireline Defense https://www.firelinedefense.com/	<ul style="list-style-type: none"> • Wildfire Assessments & Consultation • Fuel Abatement • Firescaping • Structure Hardening • Public Education • Suppression Systems
Wildfire Risk Management	Industrial Emergency Council Mike Crandall mcrandall@iectraining.org 530-852-2641	<ul style="list-style-type: none"> • Wildfire Risk Assessments • Buildings & Structures • Wildland Mitigation • Emergency plans and review
Wildfire Risk Management	https://www.besewersmart.com/score-wildfires	<i>Free wildfire resources for SCORE members</i> <ul style="list-style-type: none"> • Training videos • AQI Basics • Cal/OSHA Regs & Resources
Workers' Comp First Report Triage	Company Nurse https://www.companynurse.com/	<i>Master contract for SCORE members</i> <ul style="list-style-type: none"> • First reporting of Work Comp claims • Nurse triage to appropriate care • Notice to employer, treater and TPA
Workers' Comp Care & Management	Work Health Solutions https://workhealthsolutions.com/ (877) 899-9959	<ul style="list-style-type: none"> • Injury Triage • Treatment & Management • On-site and Mobile-Med Services • Near Site Clinics

RISK MANAGEMENT SERVICE CATEGORY

Telephone Hot Line Questions/Guidance

DKF SOLUTIONS GROUP

DKF Solutions Group is SCORE’s risk control services provider. John Balestrini is your point of contact for risk management questions and guidance.

John Balestrini

Phone: 916.532.5802

Email: jbalestrini@dkfsolutions.com

Website: <http://www.dkfsolutions.com>

Hazard & Safety Assessment

DKF SOLUTIONS GROUP

A comprehensive Hazard & Safety Assessment is completed for each city to help identify risk management strengths and improvement opportunities. The assessment is used as a tool to help prioritize risk management efforts. It includes best practices in the following areas:

- | | | |
|---|---|--|
| 1. Risk Management Program Overview | 12. Emergency Response & Management | 23. Lockout-Tagout |
| 2. Aerial Lift Operations | 13. Employment Practices Liability | 24. Parks & Recreation Operations |
| 3. Aerosol Transmissible Diseases (ATD) Control | 14. Ergonomic Injury Management | 25. Personal Protection Equipment |
| 4. ADA Compliance | 15. Fire Department Operations | 26. Police Department Operations |
| 5. Animal Control Services | 16. Fire Prevention Program | 27. Respiratory Protection Program |
| 6. Automobile & Fleet Liability | 17. Forklifts & Powered Industrial Trucks | 28. Return-to-Work & Transitional Duty |
| 7. Blood Borne Pathogens ECP | 18. Hazard Communication Program | 29. Sewers Liability Management |
| 8. Business Continuity Plan | 19. Hearing Conservation Program | 30. Sidewalks Liability Management |
| 9. Confined Space Entry Program | 20. Heat Illness Prevention Program | 31. Traffic Engineering |
| 10. Contractor Selection & Control | 21. Information Technology | 32. Trenching & Excavation Operations |
| 11. Contractual Transfer of Risk | 22. Injury & Illness Prevention Program | 33. Urban Forest Management |
| | | 34. Work Zone Safety |

<p>Program & Policy Development</p>	<p>DKF SOLUTIONS GROUP Our risk control service includes assistance with the development and implementation of Cal/OSHA required written programs such as Injury & Illness Prevention Program, Hazard Communication Program, Aerosol Transmissible Diseases Procedures for fire and police, Bloodborne Pathogens Exposure Control Plan, etc. Our website also includes sample programs and guides.</p> <p>PRISM (Additional Cost) PRISM loss prevention specialists are available to provide assistance with program development at an additional cost to SCORE members. Contact PRISM directly for assistance.</p> <p>LEXIPOL SCORE members have access to the law enforcement and fire risk management policies offered through Lexipol.</p>
<p>On-Site Training</p>	<p>DKF SOLUTIONS GROUP On-site training is available to members on a variety of workers’ compensation, liability, and EPL exposures. Training topics include, but are not limited to, Cal/OSHA program requirements, hazard inspections, accident investigation, forklift certification, driver training, sexual harassment, CPR certification, various workplace safety topics, and more. Contact John Balestrini to discuss and schedule on-site training.</p> <p>PRISM PRISM is available to conduct a variety of workers’ compensation related safety training at an additional cost to members. Contact Travis Clemmer to discuss available topics and scheduling.</p> <p>CJPRMA Every year CJPRMA conducts up to five regional training workshops throughout California. In the past, topics have included contractual risk transfer, police liability, parks and recreation liability, and sidewalk liability controls. CJPRMA will send the training announcement to Alliant, who will then forward to all SCORE members.</p>

Ergonomic Evaluations	<p>DKF SOLUTIONS GROUP DKF Solutions Group is available to conduct office and industrial ergonomic evaluations for all members. Contact John Balestrini to discuss and schedule ergonomic evaluations.</p>
Risk Management Webinars	<p>DKF SOLUTIONS GROUP Throughout the year, DKF risk control staff conducts webinars on a wide range of safety topics such as heat illness prevention, scaffold safety, disaster management, and new safety regulations. Our goal is to communicate relevant safety information in an all-inclusive and cost-effective way. SCORE members will receive webinar announcements via email. The one-hour webinars are recorded and available to view at any time on the DKF Solutions Group website.</p> <p>PRISM PRISM conducts several workers’ compensation related webinars throughout the year, which are available to all SCORE members. Contact Travis Clemmer to ensure your city is included in the announcement distribution.</p> <p>APIP SCORE members have access to all APIP property related webinars. Contact Marcus Beverly to ensure your city is included in the announcement distribution.</p>
Employer Pull Notice Program	<p>PRISM & VECTOR SOLUTIONS (Additional cost to members) PRISM and Vector Solutions have partnered with A-Check America to automate your Employer Pull Notice (EPN) program. Using this program, you can electronically monitor your employees’ driving records and receive notification within hours of a reportable incident.</p> <p>You can access your driver roster and key data from a dashboard within Target Solutions. This data is accessible only to you and A-Check America and features a summary of the number of drivers added and removed from the system, an overview of the violations and accidents that have occurred, and a breakdown of your employees’ license renewal status. For additional information go to www.prismrisk.gov, Services/Loss Prevention/Target Solutions Platform.</p>

<p>Pre-Employment Medical Services</p>	<p>OCCU-MED Services offered at an additional cost:</p> <ul style="list-style-type: none"> ▪ Review of Pre-Placement Medical Exams ▪ Job Analysis ▪ Maintaining a network of qualified and trained medical providers and medical specialists for necessary exams ▪ Conducting job analyses and preparing job profiles and medical examination profiles ▪ Providing orientation of client staff in the legal/medical/risk management and human resources aspects of our service ▪ Scheduling and harvesting of pre-placement medical exams ▪ Organizing and managing return-to-work and fitness-for-duty exams ▪ Evaluating medical information in relation to the essential duties of jobs in a legally defensible manner (EXAMQA®) ▪ Communicating directly with applicants to obtain the confidential medical information that is needed for clearance for a particular job (RDQA) ▪ Developing “Occu-Panels” with a national laboratory that allows for the selection of only those tests for the blood chemistry panel that are compliant with state law for each job class ▪ Performing bill review for the medical exams performed by clinics ▪ Providing customized services such as OSHA Respirator Questionnaire Evaluations, Bloodborne Pathogen Programs, and clinic trainings
<p>Employee Assistance Program</p>	<p>ACI Services offered at an additional cost:</p> <ul style="list-style-type: none"> ▪ Employee Assistance Program (Additional cost to members) Employees and their family members can receive up to three counseling visits per year. The family members do not need to be within the same residence. The visits are considered short-term resolution. If the person needs additional counseling, ACI will help them transition into their private insurance plan. ▪ Legal and Financial Services (Additional cost to members) Employees and their family members have unlimited access to telephonic legal and financial services.

GLOSSARY OF TERMS

Term	Definition
4850	Labor Code 4850
AB 1234	Ethics Education for Local Officials
AB 1825	Harassment Prevention Training for Supervisors
Active Negligence	The party that was negligent took an active part in doing whatever caused the damage. For example, a city digging a hole and someone falls in
ACV (Actual Cash Value)	The amount equal to the replacement cost minus depreciation of a damaged or stolen property at the time of the loss. It is the actual value for which the property could be sold, which is always less than what it would cost to replace it
Additional Insured	A type of status associated with general liability insurance policies that provides coverage to other individuals/groups that were not initially named. After endorsement, the additional insured will then be protected under the named insurer's policy and can file a claim in the event that they are sued.
Adhesion	When one party has greater power over the other party in drafting the contract (i.e. the provisions of the contract are prepared by one party—the insurer. The other party the insured does not take part in the preparation of the contract)
ATD (Aerosol Transmissible Diseases)	An epidemiologically significant disease that is transmitted via droplet or airborne route
Aggregate	The term used to describe the cumulative amount of all losses for a period of time.
Aggregate Stop Loss	A financial arrangement with a JPA's excess carrier that caps the aggregate to a predetermined limit at which point the excess carrier would "drop down" and pay losses within the JPIA's SIR, or pooled layer
AME (Agreed Upon Medical Examiner)	A medical provider who has been certified by the Division of Workers' Compensation by passing an administrative exam. An AME is selected (or agreed upon) by two parties in order to help resolve a dispute about a WC claim.
Aleatory	An insurance contract is aleatory meaning it is contingent on an uncertain event (a loss) that provides for unequal transfer of value between the parties
ACIP (Alliant Crime Insurance Program)	Program offered by Alliant that created to bring the advantages of group purchase to public entities seeking very broad coverage for illegal acts committed by their employees while on the job.
APIP (Alliant Property Insurance Program)	The largest single property insurance placement in the world. Formed by Alliant Insurance Services in 1993 to meet the unique property insurance needs faced by public entities
ADA (American Disability Act)	A federal law that prohibits discrimination against people with disabilities in employment, transportation, public accommodation, communications, and governmental activities. The ADA also establishes requirements for telecommunications relay services. For the U.S. Equal Employment Opportunity Commission office (EEOC office) in your area, call 1-800-669-4000 or 1-800-669-6820 (TTY).
Assessment company	Providing primarily fire and windstorm insurance for small towns and farmers (charge members a pro rata share of losses at the end of each policy period)
AIS (Associate in Insurance Services)	Professional designation awarded by the Insurance Institute of America (IIA) upon successful completion of four national exams, one specifically designed for this program and the three examinations in the IIA Program in General Insurance

GLOSSARY OF TERMS

AGRIP (Association of Governmental Risk Pools)	A national organization of JPA’s and public agency insurance pools. Formed for educational, information gathering and political lobbying purposes. Affiliated with PRIMA
ALCM (Associate in Loss Control Management)	A professional designation earned after the successful completion of five national examinations given by the Insurance Institute of America (IIA).
ARM (Associate in Risk Management)	A nationally recognized educational program for dedicated risk management professionals, developed by the Insurance Institute of America.
Attachment Point	The dollar amount of a loss where the next layer of insurance begins to pay for the loss
Automobile Liability	Designed to afford bodily injury and property damage liability coverage associated with owned, non-owned and hired vehicles. May include medical payments, uninsured/underinsured motorists’ liability coverages
Automobile Physical Damage	Usually a first party coverage; however, some entities have “Bailment” or “care, custody and control” liability exposures such as garages, maintenance facilities that service vehicles of others, and parking lots
Best’s Rating	A rating system that indicates the operating and financial condition of insurance companies. Information is developed and published annually by the A. M. Best company. Generally one looks for a company with a rating of A VII or better
Binder	A legal agreement issued by either an agent or an insurer to provide temporary evidence of insurance until a policy can be issued. Binders should contain definite time limits, should be in writing, and should clearly designate the insurer with which the risk is bound.
BOD/BD (Board of Directors)	body of elected or appointed members who jointly oversee the activities of a company or organization
BI (Business Interruption)	A form of insurance coverage that replaces business income lost as a result of an event that interrupts the operations of the business, such as fire or a natural disaster.
CAJPA (California Association of Joint Powers Authorities)	Performs regulatory and legislative lobbying as well as accreditation of Joint Powers Authorities to promote the financial stability of JPAs
CIPRA (California Institute for Public Risk Analysis)	Organized to develop, analyze and disseminate information on risk management in California’s public sector, especially self-insured entities and Joint Powers Authorities
CJPRMA (California Joint Powers Risk Management Authority)	CJPRMA provides the excess coverage to SCORE’s Liability Program
California State Association of Governments (CSAC)	CSAC is a lobbying, advocacy and service organization representing the state's 58 counties at the state and federal level. Areas of focus include the state budget, health-care reform, corrections reform, transportation funding, water and climate change
California State Association of Governments - Excess Insurance Authority (CSAC-EIA)	CSAC-EIA is a member directed insurance risk sharing pool. The EIA has developed effective risk management solutions to help California public entities proactively control losses and prepare for different exposures
CalTIP (California Transit Insurance Pool)	In 1986 the California Transit Association formed an insurance committee and authorized the preparation of a study of alternative methods of providing liability insurance coverage and began providing liability coverage in 1987

GLOSSARY OF TERMS

Catastrophic Loss Reserve	A separate JPIA reserve account designated to pay losses without additional premium assessments to members
CIC (Certified Insurance Counselor)	an insurance agent professional certification designation
Certificate Of Insurance	A certificate of insurance is a document issued by an insurance company/broker that is used to verify the existence of insurance coverage under specific conditions granted to listed individuals.
Certified Industrial Hygienist (CIH)	CIH is a professional whose job it is to protect the health of workers and the general public. A CIH is educated, trained and certified to recognize health hazards, test the environment for those hazards and determine when they pose a risk to those who might be exposed to them
Chartered Property Casualty Underwriter (CPCU)	CPCU is a professional designation in property-casualty insurance and risk management
Claim	A demand of a right. In general a demand for compensatory damages, resulting from the actions of another
Claims Made	A provision of an insurance policy that requires it to pay only for claims presented during the policy period with no regard for when the action causing the claim took place. Typically, a claims-made form also includes a retroactive date setting the earliest date for which a covered occurrence can happen. (Also see "Occurrence")
Compromise and Release (C&R)	A type of settlement in which you receive a lump sum payment and become responsible for paying for your future medical care. A settlement like this must be approved by a workers' compensation judge.
Conditional	an insurance policy includes a number of conditions that both the insured and the insurer must comply with. (i.e. a covered loss occurs, the insured must notify the insurer about the loss and the insurer must use the valuation methods specified in the policy to settle the loss- thus the contract is conditional)
Conditions	describe the responsibilities and the obligations of both the insured and the insurance company
Confidence Level (CL)	an estimated probability that a given level of funding will be sufficient to pay actual claim costs. The higher a CL the greater the certainty the actuary has that losses will not exceed the dollar value used to attain the CL
Contract	a legal agreement between two competent parties that promises a certain performance in exchange for a certain consideration
Contract of Utmost Good Faith	as the insurance company relies on the truthfulness and integrity of the applicant when an issuing a policy. In return, the insured relies on the company's promise and ability to provide coverage and pay claims
Certified Safety Professional (CSP)	CSP's are qualified persons that are competent and trained to detect and appraise hazardous materials, procedures and activities of workers, materials and work environments. They are highly educated, trained and experienced in the field of safety.
California State Association of Counties Excess Insurance Authority (CSAC-EIA)	SCORE participates in a group purchase of pollution liability coverage with CSAC-EIA
Cumis Counsel	Cumis refers to a lawsuit against the Cumis Insurance Society in which they were found to have controlled the defense attorney to the detriment of their insured. The court determined that the Society should have assigned separate counsel to represent the exclusive interests of the insured. The need for <i>cumis</i>

GLOSSARY OF TERMS

	<i>counsel</i> arises in situations where there are significant coverage issues and defense counsel is conflicted between his duty to his client and the obligations to the insurance carrier.
DE9	Quarterly Contribution Return and Report of Wages
Declarations	contain information such as the name of the insured, the address, the amount of coverage provided, a description of property, and the cost of the policy
Deductible	It is that portion of each claim that is paid by the member at the time of loss. It is in addition to any premium already paid
Defense	A defendant's denial to a complaint or cause of action
Definitions	clarify the meaning of certain terms used in the policy
Deposit Premium	Premium required at the beginning of a policy period based on estimated costs
Difference In Conditions (DIC)	A specialized property insurance policy written to provide coverage for perils not covered in a standard property policy or in the JPIA's Memorandum of Property Coverage. In particular, it is most often used to provide coverage for earthquake and/or flood losses
Directors and Officers (D&O)	Liability insurance payable to the directors and officers of a company, or to the organization(s) itself, as indemnification (reimbursement) for losses or advancement of defense costs in the event an insured suffers such a loss as a result of a legal action brought for alleged wrongful acts in their capacity as directors and officers.
Directors, Officers and Trustees Liability	Intended to protect nonprofit board members, officers, and directors for faulty decisions, which imperil the entity. Usually written to include entity reimbursement for legal actions and personal liability of specific wrongdoers
Date of Loss (DOL)	Regarding property claims this is usually the date of occurrence of physical damage to property. In WC claims this is usually the date a physical injury occurred to an employee.
Doctrine of reasonable expectations	a policy includes coverages that an average person would reasonably expect it to include regardless of what the policy actually provides
Earthquake (EQ)	a sudden and violent shaking of the ground, sometimes causing great destruction, as a result of movements within the earth's crust or volcanic action
Employers' Liability	Included as part of a worker's compensation insurance policy. Covers liability for losses arising out of injuries to employees that are not covered by statutory workers' compensation benefits
Employment Practices Liability (EPL)	Written to protect an entity from liabilities arising from allegations of discrimination, failure to promote or hire, harassment, ADA responsibilities, wrongful termination, etc
Endorsement	any change to the original policy (attached to the policy itself)
Environmental Impairment Liability	Also referred to as "Pollution" and "Pollution Legal" Liability; can be written to protect an entity from actions resulting from contamination of air, water, property. First party (damage to owned property) and third party (liability for damage to others) protections are often provided on the same policy
Employment Risk Management Authority (ERMA)	ERMA provides employment practices Liability coverage to SCORE members desiring such coverage

GLOSSARY OF TERMS

Errors and Omissions Insurance (E&O)	Professional liability insurance that protects companies and individuals against claims made by clients for inadequate work or negligent actions, usually includes both court costs and any settlements up to the amount specified on the insurance contract.
Errors and Omissions Liability	Excludes bodily injury and property damage; intended to afford protection for the “misfeasance, malfeasance or non-feasance” of public officials, employees and volunteers. May also include incidental medical personnel (paramedics), police and fire personnel, architects and plan checkers, engineers, and on-staff attorneys
Excess Insurance	Insurance that is purchased to provide higher limits than the primary policy or coverage provides
Excess Loss	The portion of a loss that is allocated to, or paid by, excess coverage
Exclusions	describe the losses for which the insured is not covered
Executive Committee (EC)	committee within that organization which has the authority to make decisions and ensures that these decisions are carried out
Expected liabilities	Outstanding reserves plus Incurred But Not Reported (IBNR) and Loss Adjustment Expense, discounted at the “Expected” Confidence Level (CL)
Exposure	a condition or situation that presents a possibility of loss (i.e. home built on flood plain is exposed to the possibility of flood damage)
Financial Accounting Standards Board (FASB)	FASB standards, known as generally accepted accounting principles (GAAP), govern the preparation of corporate financial reports and are recognized as authoritative by the Securities and Exchange Commission
Fidelity Bonds	Written as financial guarantees of employees’ honesty. Personnel with money-handling responsibilities are considered exposures to loss
Fiduciary Liability	Covers board members, executives and other decision-making personnel with responsibilities for pension funds, retirement plans and employee benefit monies for negligent decisions that result in losses to such funds
Generally Accepted Accounting Principles (GAAP)	GAAP refers to the standard framework of guidelines for financial accounting used in any given jurisdiction; generally known as accounting standards or standard accounting practice
Governmental Accounting Standards Board (GASB)	GASB) is the source of generally accepted accounting principles (GAAP) used by State and Local governments in the United States. As with most of the entities involved in creating GAAP in the United States, it is a private, non-governmental organization
General Liability	Written to protect the member's assets against liability for property damage of or bodily injury to third parties (see definition of parties)
Hazard	anything that increases the chance of loss (also see Physical Hazard, Morale Hazard and Moral Hazard)
Health Insurance Portability and Accountability Act (HIPAA)	A federal law enacted in 1996 that protects continuity of health coverage when a person changes or loses a job, that limits health-plan exclusions for preexisting medical conditions, that requires that patient medical information be kept private and secure
Incurred But Not Reported (IBNR)	It is that part of the total claims that is unknown at any point in time. At any time, SCORE has claims that have not been reported or recognized by SCORE or has claims recognized by SCORE but without knowledge of the cost when such claim is finally closed. SCORE uses an actuary to project the costs of these unknown liabilities to SCORE <ul style="list-style-type: none"> - the estimate of funds needed to pay for covered losses that have occurred but have not been reported to the member and/or SCORE and expected future development on claims already reported

GLOSSARY OF TERMS

Incurred Loss	This is the ultimate expected total value of any claim. It includes the amount already paid, plus the estimated amount yet to be paid (reserves)
Injury Illness Prevention Program (IIPP)	Proactive process of assessing workplace hazards prior to an injury being reported
Insurable Interest	before you can benefit from insurance; you must have a chance of financial loss or a financial interest in the property
Insurance	a contract or device for transferring risk from a person, business, or organization to an insurance company that agrees, in exchange for a premium, to pay for losses through an accumulation of premiums
Insurance Requirements in Contracts (IRIC)	In insurance, the insurance policy is a contract (generally a standard form contract) between the insurer and the insured, known as the policyholder, which determines the claims which the insurer is legally required to pay.
Insurance Services Office, Inc. (ISO)	An insurance industry association that collects statistical data for rate making and develops standard insurance policy forms. ISO is the organization that drafted the standard commercial general liability (CGL) commonly used by insurers
Insuring agreements	state in general what is to be covered, also includes a description of what type of property is covered and the perils against which it is insured (i.e. the losses for which the insured will be indemnified)
Inverse Condemnation	Both the United States Constitution and the California Constitution require that a private citizen be compensated if property is "taken" by a public entity. When the property is taken proactively it is called eminent domain. When the property is taken "accidentally," without due course, it is called inverse condemnation. Negligence need not be proven. The claimant's legal expenses are payable in addition to actual damages
Limit	The most that will be paid in a loss
Local Agency Workers' Compensation Excess Joint Powers Authority (LAWCX)	LAWCX provides excess coverage to SCORE's workers' compensation pool
Long Range Planning (LRP)	Exercise aimed at formulating a long-term plan, to meet future needs estimated usually by extrapolation of present or known needs. It begins with the current status and charts out a path to the projected status, and generally includes short-term (operational or tactical plans) for achieving interim goals.
Loss Adjustment Expense (LAE)	administrative expense to manage a claim to conclusion- Allocated LAE (ALEA) are expenses attributable to a specific claim such as attorney fees- Unallocated LAE (ULAE) are overhead expenses not attributable to a specific claim such as salaries or office rental
Loss Payee	The party to whom the claim from a loss is to be paid. Loss payee can mean several different things; in the insurance industry, the insured or the party entitled to payment is the loss payee. The insured can expect reimbursement from the insurance carrier in the event of a loss.
Loss Ratio	The amount of loss divided by the amount of premium, contributions, payroll or property values
Master Plan Documents	A document issued by a JPA defining the structure, rights and obligations of the participants and procedures of an insurance or self- funded program
Maximum Medical Improvement (MMI)	When an injured employee's condition is well stabilized and unlikely to change substantially in the next year, with or without medical treatment. Once

GLOSSARY OF TERMS

	an employee reaches MMI, a doctor can assess how much, if any, permanent disability resulted from the work injury. See also P&S
Memorandum of Coverage (MOC)	A document issued by a JPA defining the coverage provided to the members
Moral Hazard	a person might create a loss situation on purpose just to collect from the insurance company (i.e. a pre-arranged faked theft of an older vehicle so the owner could collect insurance money and buy something new)
Morale Hazard	an individual, through carelessness or by irresponsible actions, can increase the possibility for a loss (i.e. a person who drives a car carelessly because he knows a loss will be insured if an accident occurs)
Mutual interest company	the insureds are also owners of the company and so they can vote to elect the management of the company (profits are returned to the insureds in the form of dividends or reductions in future premiums)
Named Insured	Any person, firm, or corporation, or any of its members specifically designated by name as insured(s) in the policy as distinguished from others who, although unnamed, are protected by the policy definition. A named insured under the policy has rights and responsibilities not attributed to additional insureds, such as premium payment, premium return, notice of cancellation, and dividend participation
Net Assets	(Equity, surplus or Net Position) Total assets less Expected liabilities- the amount of funds remaining after subtracting liabilities at the actuarially determined "Expected" Confidence Level (approx. 50% CL)
Net Contribution	a total contribution for losses less excess insurance costs
Non Vacant land	refers to land that is occupied and used, and/or has structures on it (i.e. shack, building, park with benches)
Obligee	Is an individual, partnership, corporation, or a government entity which requires the guarantee that an action or service will be performed. If not properly performed, the surety pays the obligee for any damages or fulfills the obligation
Occurrence	A) In order for SCORE to pay a liability claim, it must arise out of an occurrence. This is an accident, event, act or omission to act which results in "damages," "bodily injury," or "property damage" neither expected nor intended from the covered parties' conduct. B) A provision of an insurance policy that requires it to pay for a claim caused during the policy period regardless of when it is presented.
Passive Negligence	The party that was negligent did not take part in the action that caused the damage, but was responsible for somehow allowing it to take place. For example, a city allowed a contractor to dig a hole on city property and someone fell in
Peril	Cause of a loss
Permanent and Stationary (P&S)	When an employee's medical condition has reached maximum medical improvement. Once an employee is declared P&S, a doctor can assess how much, if any, permanent disability resulted from the work injury. If the disability is rated under the 2005 schedule you will see the term maximal medical improvement (MMI) used in place of P&S. See also MMI
Permanent Disability (PD)	Any lasting disability that results in a reduced earning capacity after maximum medical improvement is reached

GLOSSARY OF TERMS

Personal Protective Equipment (PPE)	PPE refers to protective clothing, helmets, goggles, or other garments or equipment designed to protect the wearer's body from injury
Physical Hazard	a hazard that arises from the condition, occupancy, or use of the property itself (i.e. skateboard left on the porch steps)
Plaintiff	The party who complains or sues in a personal action. A claimant becomes a plaintiff by filing suit
Pooled Loss	The portion of a loss that is allocated to, or paid by, the self-insured pool. SCORE's Liability Program pools, or self-insures, the first \$500,000 of each occurrence. Loss costs exceeding this amount are paid by excess insurance
Principal	Is an individual, partnership, or corporation who offers an action or service and is required to post a bond. Once bonded, the surety guarantees that he will perform as promised
Principle of Indemnity	when a loss occurs an individual should be restored to the approximate financial condition he was in before the loss no more and no less
Property Insurance	This covers the member for damage to its own property, sometimes called first-party coverage
Public Agency Risk Managers Association (PARMA)	A statewide association for risk managers in the public sector. Educational and lobbying activities
Public Entity Property Insurance Program (PEPIP)	A group purchase program from which many SCORE members purchase their insurance
Public Risk Management Association (PRIMA)	A national association for risk managers in the public sector. Formed for educational, information gathering and political lobbying purposes
Pure Risk	involves only the possibility of loss
QME (Qualified Medical Examiner)	A medical provider who has been certified by the Division of Workers' Compensation by passing an administrative exam.
Reciprocal company	(to give/take), a member of a reciprocal agrees to share the insurance responsibilities with all other members of the unincorporated group (all members insure each other and share the losses with each other) NOTE: managed by an attorney-in-fact who is empowered to handle all of the business of the reciprocal
Replacement Cost (RC)	The cost to replace damaged property with like kind and quality, with no deduction for depreciation, but still subject to a "limit"
Reserve	In order to budget for its expected costs and to know when a claim must be reported to the excess coverage, SCORE estimates the ultimate expected total value of each claim and "reserves" part of the not paid. As moneys are paid out for a claim, the reserve amount is decreased
Retrospective Premium Adjustment	At the beginning of each policy period, SCORE collects a deposit premium representing the estimated costs for that year. Each year a calculation of expenses associated with the policy period are subtracted from the deposit premium. At some point the excess funds will be returned, or shortage of funds will be charged. This process is repeated annually for each coverage year until all claims for that year are closed out and there is no IBNR allocated to that policy year.
Risk	the chance or uncertainty of loss (also see Speculative Risks and Pure Risks)

GLOSSARY OF TERMS

Risk and Insurance Management Society (RIMS)	National professional organization to promote principles of risk management and assist risk managers in their daily activities
Risk Control	Those risk management techniques designed to minimize the frequency and/or severity of claims. Risk control techniques include exposure avoidance, loss prevention, loss reduction, segregation of loss exposures, and contractual transfer to shift losses to others
Risk Financing	Techniques for generating funds to pay for losses that risk control methods do not entirely eliminate. There are two types of risk financing techniques -- retention and transfer. Retention involves paying for losses using an organization's own assets; transfer involves covering losses by an unrelated entity for a consideration (such as a payment of a premium)
Risk Management	One of the specialties within the general field of management, the process of managing an organization's activities to minimize the adverse effects of accidental losses on a cost-effective basis. Risk management has two components -- risk control and risk financing.
Self-Insured	Coverage of losses from the insured's own funds, rather than an insurance policy. Generally refers to a planned program for financing or otherwise recognizing losses
Self-Insured Retention (SIR)	the maximum amount of exposure to a single loss retained by SCORE
Severability of Interests Clause	An insurance policy provision clarifying that the word "insured," as it appears within various parts of a policy, applies severally and not collectively. When there is more than one insured, the effect is as though a separate policy is issued to each insured. Thus, a policy containing such a clause will cover a cross liability claim – a claim made by one insured against another insured. The one exception to the separate application to each insured of a policy containing a severability of interest clause is that the limits are not cumulative; that is, one set of limits applies to all insureds collectively
Special Events	Designed to cover your sponsorship of events, such as fireworks shows, festivals, community/entity celebrations; often written to protect other policies' loss integrity. Another type of special event coverage, known as a "tenants and permittees" policy, can be issued for third parties who rent or use your owned facilities.
Speculative Risk	risks in which there exists both the possibility of gain and the possibility of loss (i.e. poker game)
Spread of Risk	the greater the spread of risk the less likely that there will be a catastrophic loss for the insurance company (i.e. NOT insuring every person in a single town that could be hit by a fire which destroys the town= catastrophic loss for the insurance company vs. insuring several people in MANY towns to spread out the risk of a catastrophic loss)
Stock company	sells stock to stockholders to raise the money necessary to operate the business (profits attributed to the operation of the company are returned as dividends to the stockholders, not the insureds)
Subrogation	The insurer's right to proceed against a third person if that third person was responsible for a claim paid by the insurer. Employee dishonesty can be subrogated by the insurance company against a dishonest employee
Surety	Is usually a corporation which determines if an applicant (principal) is qualified to be bonded for the performance of some act or service. If so, the

GLOSSARY OF TERMS

	surety issues the bond. If the bonded individual does not perform as promised, the surety performs the obligation or pays for any damages
Temporary Disability Benefits (TD)	Payments an employee receives if they lose wages because of a work related injury which prevents them from doing their usual job while recovering
Third Party Administrator (TPA)	TPA is a person or organization that processes claims and performs other administrative services in accordance with a service contract, usually in the field of employee benefits
Total Insured Values (TIV)	The values shown on a member city's schedule or appraisal for property coverage. Only those items shown on the schedule are covered for loss
Terrorism Risk Insurance Act (TRIA)	TRIA is a United States federal law signed into law by President George W. Bush on November 26, 2002. The Act created a federal "backstop" for insurance claims related to acts of terrorism.
Vacant land	refers to land that is unoccupied and unused, and/or has no structures on it
Vehicle Identification Number (VIN)	unique code including a serial number, used by the automotive industry to identify individual motor vehicles, towed vehicles, motorcycles, scooters and mopeds as defined in ISO 3833



TRAINING ANNOUNCEMENT

Northern California Cities Self Insurance Fund (NCCSIF),
California Joint Powers Risk Management Authority (CJPRMA), and
Yolo County Public Agency Risk Management Insurance Authority (YCPARMIA)

present

LAW ENFORCEMENT TRAINING DAY

NCCSIF, CJPRMA, and YCPARMIA have joined forces to present a day of training for law enforcement professionals to help them better understand the potential liabilities associated with their work and steps they can take to reduce liability.

SESSION 1:

Police Liability Claims: A Coverage Perspective

Presented by **Tony Giles, CPCU, ARM-P, General Manager, CJPRMA** and
Marinda Griese, PI, ARM-P Claims Administrator, CJPRMA

SESSION 2:

Does De-Escalation Mean I Can Swear at People? Lessons Learned and De-Briefs to Demonstrate What To Do and What Not To Do.

Presented by **Eugene P. Ramirez, Founding Partner of Manning|Kass**

SESSION 3:

360-Degree Perspective: Defending Use-of-Force in the Age of Video

Presented by **Kevin Allen, Partner and Ameet D. Patel, Associate, Allen Glaessner Hazelwood Werth**

SESSION 4:

Implicit Bias in Policing and Its Training: Is It Overblown? **POST Certified Training (CPT: 2 hours)**

Presented by **Ed Obayashi, Official Legal and Law Enforcement Officer to numerous California Law Enforcement agencies, joint powers authorities and related representation and research organizations.**

WHO SHOULD ATTEND: Police Chiefs and Staff, Command Staff, Risk Management, and all members of NCCSIF, CJPRMA and YCPARMIA.

DATE & TIME: Wednesday November 8, 2023, 8:30 A.M. to 4:00 P.M. **(Coffee and refreshments will be provided.)**

LOCATION: Rocklin Event Center, 2650 Sunset Blvd., Rocklin, CA

LINK TO REGISTER and PLACE YOUR LUNCH ORDER:

<https://www.cjprma.org/training/training-registration-form-law-enforcement-day-11-8-2023>

QUESTIONS:

Jenna Wirkner, (916) 643-2741

Jenna.Wirkner@alliant.com

Marcia Hart, (925) 290-1317

marcia@cjprma.org

2023 CAJPA PRELIMINARY AGENDA

**Exact times, locations, titles, and speakers are subject to change*

WEDNESDAY, SEPTEMBER 13, 2023

9:00 am – 10:15 am

Opening Keynote

Location: South Shore Room, Harrah's

Speaker

- Gregory Offner

11:00 am – 12:00 pm

Fundamentals of Pooling

Location: Stanford, Lake Tahoe Resort

Speaker:

- Tony Giles, General Manager, CJPRMA

What Makes for Pool Success

Location: Blaisdal, Lake Tahoe Resort

What distinguishes successful pools from those who are struggling during this extended "hard market" period. Yes, the environment has changed; have pools risen to meet the challenge? What is the current outlook and best strategy going forward to give your group the best chance of being a "forever pool"?

Speakers:

- Marcus Beverly, FVP, Program Manager, Alliant
- Mike Harrington, President, Bickmore Actuarial

WOW Session: TBD

Location: Emerald, Lake Tahoe Resort

Integrating Physical and Mental Healthcare in a Pooled Health Benefits Plan

Location: Nevada, Lake Tahoe Resort

It's no secret that chronic physical and mental health conditions are an issue impacting all of our workplaces. Whether it's a decreased quality of life, more healthcare expenses, or less productive days at work, these conditions stop our people from living their healthiest and happiest lives. Starting in early 2020, SISC partnered with Vida Health to address the growing physical and mental fatigue their school workers faced amidst some of the worst days of the pandemic. With a diverse set of health priorities, SISC needed to leverage an integrated care solution that could reach workers struggling with their weight, anxiety, diabetes, or depression. Join our session and learn why integrating physical and mental healthcare is essential to help build a healthier workforce for the future.

Speakers:

- Nicole Henry, Director of Health Benefits, SISC
- Gretchen Zimmerman, RD & Sr. Director of Cardiometabolic Care, Vida Health

The See's Candies Case and Employer Liability for "Take Home COVID" Lawsuits -- Where are we now?

Location: South Shore Room, Harrah's

The See's Candies case is pending in the Supreme Court and likely to come down before September. This will be an update as to the current ramifications of this exclusive remedy case.

Speaker:

- Tom Richard, Founding Attorney and Senior Counsel, RTGR Law LLP

2:15 pm – 3:15 pm

Foundations of Effective Governance

Location: Stanford, Lake Tahoe Resort

Speakers:

- Matthew Duarte, Executive Director, CAPRI
- Catherine Smith, Executive Director, CAJPA

Enjoying Actuarial Results - It's as Easy As 3.14159265...

Location: Blaisdal, Lake Tahoe Resort

An actuarial report may have many numbers and look pretty daunting, but with knowledge of some basic concepts, reading an actuarial report can actually be enjoyable. This session will not only provide attendees with a firm understanding of key actuarial results such as outstanding liabilities and projected funding rates, but also important actuarial concepts including loss development, inflationary trends, claim frequency and severity, reserve discounting, and confidence levels. Current industry trends will also be discussed.

Speaker:

- Mike Harrington, President, Bickmore Actuarial

WOW Session: TBD

Location: Emerald, Lake Tahoe Resort

Five Steps to Successfully Handle Presumptions Claims in Post-Pandemic Workforce

Location: Nevada, Lake Tahoe Resort

This presentation will provide an in-depth discussion of five steps to successfully handle presumptions claims in order to streamline benefits, provide the best outcomes for the injured employee, and avoid costly penalties for unreasonable denials. Attendees will understand claims and impacts of changes made by SB1127, recognize major issues that lead to penalties for unreasonable denials and determine how to avoid penalties by developing the record, documenting, being proactive and communicating with all associated parties.

Speakers:

- Dr. Ron Heredia, Director, Good Mood Legal
- Jeff Rush, Workers' Compensation Program Manager, California JPIA
- Vicki Lindquist, Partner, Laughlin, Falbo, Levy & Mores

Is Your Remote Workforce “Killing It”?

Location: South Shore Room, Harrah’s

The increased remote workforce has created new challenges. This session will explore the "Agile" framework and how its principles can dramatically enhance the engagement, accountability, and productivity of your teams (remote or not!).

Speakers:

- Tom Pelster, Chief Information Officer, PRISM
- Nicole Montalvo, IT Manager, PRISM
- Kenny Popst, IT Manager, PRISM

4:00 pm – 5:00 pm

Preventing Violence and Threats of Campus

Location: Stanford, Lake Tahoe Resort

Attendees will gain an enhanced awareness of the current safety threats our schools face. The presentation will focus on how schools can use a Threat Assessment approach to proactively identify students in need of additional intervention or support. The presentation will also focus on the importance of creating and promoting a safe school climate by engaging and empowering students to safely intervene when they witness incidents among their peers.

Speakers:

- Erica Vogel, CEO, Community Matters
- Arlene Macias, Domestic Security Strategist, United States Secret Service

Ransomware: Pay or Not to Pay?

Location: Blaisdal, Lake Tahoe Resort

Paying a ransom demand in response to a ransomware attack may seem like a tempting solution to regain access to encrypted data. Come and learn of the many reasons why paying a ransom may not be the best option, reasons such as lack of access to data, repeat attacks, and legal & financial implications.

Speaker:

- Martin Ronquillo, Director of Cyber Risk, ASCIP

WOW Session: TBD

Location: Emerald, Lake Tahoe Resort

THURSDAY, SEPTEMBER 14, 2023

9:00 am – 10:00 am

Pooling Finance and Fiscal Oversight

Location: Blaisdal, Lake Tahoe Resort

Speakers:

- Jeffery Grubbs, COO & CFO, ASCIP
- Ritesh Sharma, Accounting Manager, James Marta & Co

A Risk Control Program That is Just Right: Risk Management and the Goldilocks Effect

Location: Stanford, Lake Tahoe Resort

Just like Goldilocks, developing a risk control program for your pool that is “just right” is a bit of trial and error; but understanding the level of risk services too will benefit both the member and the pool. In this session, we will explore various risk management services models found across California Pooling, the hurdles that arise when implementing software solutions, and the benefits that come from developing leading indicators to drive decisions.

Speakers:

- Erike Young, Risk Manager, California Intergovernmental Risk Authority
- Thor Benzing, Risk Control Advisor, California Intergovernmental Risk Authority

WOW Session: TBD

Location: Emerald, Lake Tahoe Resort

Hiding in Plain Sight: Workers’ Compensation Savings You Can Implement Immediately

Location: Nevada, Lake Tahoe Resort

Live demonstration of how employers can instantly compare their injuries to national standards to determine whether their medical treatment costs and lost time are reasonable. Employers can quickly identify and address excessive claims, minimize lost time and reduce insurance premiums.

Attendees will hear directly from ODG, Sentinel, Kaiser, and the San Mateo County School Insurance Group on how this process can save risk pools millions of dollars in worker’s compensation costs.

Speakers:

- Tom Ledda, Senior Loss Control Analyst, SMCSIG
- Don Freeman, Workers’ Compensation Claim Analyst, SMCSIG

Moderator:

- Craig Schweikhard, Executive Director, SMCSIG

Caselaw Update

Location: South Shore Room, Harrah’s

The Legal Affairs Committee provides its annual summary of recent important decisions in various legal fields that impact public agencies.

Speakers:

- Mike Pott, Chief Operating Officer/ Chief Legal Counsel, PRISM
- Legal Affairs Committee Member TBD

11:00 am – 12:00 pm

Risk Management & Member Services

Location: Blaisdal, Lake Tahoe Resort

Speakers:

- Maria Williams, Sr. Member Services Specialist, PRISM
- Craig Schweikhard, Executive Director, SMCSIG

WOW Session: TBD

Location: Emerald, Lake Tahoe Resort

How to Effectively Use Career Centers to Build Your Pool

Location: South Shore Room, Harrah's

Speaker:

- TBD

2:30 pm – 3:30 pm

CAJPA Accreditation: Best Practices for Pooling

Location: Blaisdal, Lake Tahoe Resort

What to expect during the Accreditation Process. Accreditation experts demystify the accreditation process and show how partnering with the process can improve your organization.

Speakers:

- Kimberly Dennis, Executive Director, ACSIG
- James Marta, CPA, CGMA, ARPM, Managing Partner, James Marta & Co

Litigation Trends: Strategies to Ride & Survive the Wave

Location: Stanford, Lake Tahoe Resort

Our panel of experts will examine current litigation trends and challenges that pools are facing in the legal arena. The discussion will explore some of the most damaging trends of the last couple years, including aggressive plaintiff's bar tactics, social inflation, and the exponential rise in nuclear verdicts. We'll provide effective strategies that your pool and legal team can implement to protect your organization from catastrophic verdicts that in some cases can exceed your coverage.

Speakers:

- Craig Schweikhard, Executive Director, SMCSIG
- Dave George, CEO, Schools Excess Liability Fund
- Dana John McCune, Founding Partner, McCune & Harber

WOW Session: TBD

Location: Emerald, Lake Tahoe Resort

The Language of the JPA

Location: Nevada, Lake Tahoe Resort

Joint Powers Authorities have their own unique language and terminology. Sometimes the word usage can be confusing and less than clear. This can be particularly true for those new to the JPA community. This session will introduce, and reinforce for those with experience, phrases and terms that all of us need to be familiar with no matter what our roles in the JPA community.

Speakers:

- Jim Wagoner, Senior Partner, McCormick Barstow LLP
- Nicholas Rassmussen, Partner, McCormick Barstow LLP

Moderator:

- Robert J. Kretzmer, Director, Property & Liability, SISC

Leveraging and Maximizing Member Involvement and Engagement

Location: South Shore Room, Harrah's

How you participate in your JPA may determine the success of your organization. You can be a member of the JPA, hope everything goes well, pay your premiums, and duck your head...or you can actively shape the JPA's culture, tap into resources, and help elevate the performance of other members. This panel discussion will focus on the value of member involvement and describe how to take ownership and foster the success of your organization.

Speakers:

- Rob Kramer, Director Pool Management, Sedgwick
- Cheryl Churchill, Executive Director, Housing Authority City of Eureka – County of Humboldt
- Beverly Jensen, Risk Manager, City of Lodi

Moderator:

- Jacquelyn Miller, Workers' Compensation Program Manager – Pooling, Sedgwick

FRIDAY, SEPTEMBER 15, 2023

8:00 am – 10:00 am

Keynote and Legislative Speaker: TBD

Location: Queen of the Lake Ballroom, Lake Tahoe Resort

CELEBRATING OUR

50th

Anniversary

RENAISSANCE INDIAN WELLS RESORT & SPA

Indian Wells, California | February 20-23, 2024



ATTENDEE BROCHURE

CELEBRATING OUR

50th Anniversary



50th Conference & Expo February 20 – 23, 2024

WELCOME MESSAGE



PARMA was started 50 years ago by a group of visionary public sector risk managers who recognized the benefits and opportunities of collaborating for the good of their respective agencies. Since its founding, PARMA has provided education and networking to thousands of colleagues through

chapter meetings, online education and, of course, our annual conference.

Every PARMA conference is unique, but this year’s will be particularly special. After all, you only turn 50 once! We have put together an amazing educational program, networking events that will be dazzling and move you through the decades of PARMA. And along the way we will recognize PARMA’s past while celebrating together as we prepare for the future.

Our keynote and closing speakers are renowned Olympic gold medal athletes. Be sure to plan your travel around these two famous speakers as they will share their journey to success. You won’t want to miss their presentations.

On behalf of the PARMA Board and our Conference Planning Committee, I hope you have a memorable experience as we commemorate and celebrate a half-century of serving the public agency risk management community.

Jeff Rush, *PARMA President*

Board of Directors & Conference Planning Committee

Officers

- Jeff Rush President
- Larry Costello Vice President
- Karen Bianchini Past President
- Paul Zeglovitch Secretary/Treasurer

Directors

- Tony Giles
- Charles Johnson
- Steven Schwarz
- Tanesha Welch

Planning Committee Staff

- | | | |
|------------------------|-------------------|-------------------|
| Felicia Amenta | Candice Fisher | Jeanette Mason |
| George Bierly | Janet Hamilton | Alex Mellor |
| Devora Brainard-DeLong | Kelsey Harper | Shawnee Nishimura |
| Theresa Bucci | Susan Hastings | Brandi Shores |
| Lynn Cavalcanti | Anne Hernandez | DeAnna Soria |
| Susan Colley-Monk | Gabriella Hubbard | Jenny Thompson |
| Tammy Daniels | Catherine Jones | Carrie Willson |
| Keith Epstein | Karen Lara | Paul Zeglovitch |
| | Robert Lowe | |

- Gloria Peterson Executive Director
- Becky McGuire Event Manager
- Julie Wallner Exhibits and Sponsorships Manager
- Allie Johnson Membership

PARMA Identity Statement

PARMA is a professional community of California public agency personnel with responsibility for risk management, and a network of risk management service providers.

Mission Statement

PARMA is dedicated to the professional development of all California public agency personnel with responsibility for risk management, and to the promotion of risk management as a critical component for public agency fiscal health.

PARMA Social Media Links

Facebook page:

<https://www.facebook.com/PublicAgencyRiskManagementAssociation/>

LinkedIn: <https://www.linkedin.com/in/parma2762>

Twitter: <https://twitter.com/PARMA2762>

PARMA 2024 Conference Hashtag: Hashtag: #PARMAConf2024

Vimeo: <https://vimeo.com/parmavideos>

Instagram: <https://www.instagram.com/parma2762/>

HOW TO REGISTER

Three Ways to Register!

ONLINE:

www.PARMA.com

MAIL TO:

PARMA
One Capitol Mall, Suite 800
Sacramento, CA 95814

FACSIMILE:

(916) 444-7462

Registration Pricing

REGISTRATION PRICING	MBR EARLY	MBR REGULAR	MBR ONSITE	NONMBR EARLY*	NONMBR REGULAR*	NONMBR ONSITE*
Public Entity Registration – 1st Person	\$449.00	\$549.00	\$649.00	\$619.00	\$719.00	\$819.00
Public Entity Registration – 2nd and Additional Registrations	\$399.00	\$499.00	\$599.00	\$489.00	\$589.00	\$689.00
Associate Registration (Non Public Entity)	\$999.00	\$1,099.00	\$1,199.00	\$1,299.00	\$1,399.00	\$1,499.00
Sponsor Additional Registrations	\$549.00	\$649.00	\$749.00	\$849.00	\$949.00	\$1,049.00
Guest (Includes all meals, events but no education)				\$449.00	\$549.00	\$649.00

Attendee Pricing for Non-PARMA Members

*Registration includes a one-year, non-refundable membership (public entity only) to PARMA. Only one person from each company needs to register at the nonmember rate. All others from the same company/ entity can use the additional member pricing above.

Important Deadlines

12/6/2023.....Early Bird Pricing End Date (Register on or Before this Date)

12/7/2023.....Regular Pricing Start Date

2/12/24..... Onsite Registrations Rates Apply

Refund Policy

Requests for refunds must be received in writing. Cancellations postmarked on or before December 4, 2023 will receive a full refund. Membership dues will not be refunded if registering as a nonmember. Cancellations postmarked after December 4, 2023 will be subject to a \$100.00 service charge. No reimbursement will be given after January 9, 2024 but substitutions will be accepted. Please allow 60 days after the close of the conference for refund processing.

There are no refunds on golf fees or membership dues. In the event PARMA must cancel this conference for any reason, liability is limited to the registration fees paid only. PARMA is not responsible for any other expenses incurred, including travel and accommodation fees.

Special Needs

If for any reason, you require assistance or special accommodations, please indicate so on the registration form. PARMA conference management will contact you to ensure proper accommodations are made.



PARMA Social Media Links

Facebook page:

<https://www.facebook.com/PublicAgencyRiskManagementAssociation/>

LinkedIn: <https://www.linkedin.com/in/parma2762>

Twitter: <https://twitter.com/PARMA2762>

PARMA 2024 Conference Hashtag: Hashtag: #PARMAConf2024

Vimeo: <https://vimeo.com/parmavideos>

Instagram: <https://www.instagram.com/parma2762/>

CONFERENCE LOCATION & ACCOMMODATIONS



Conference Location

Renaissance Indian Wells Resort & Spa

44400 Indian Wells Lane, Indian Wells, CA 92210

Hotel Reservations

Upon completion and payment of your registration, you will receive a confirmation email with details on reserving a hotel room.

Parking

Renaissance

- Self-parking \$12.00
- Valet parking \$30.00

Hyatt Regency

- Self-parking \$27.00
- Valet parking \$32.00

Rates are subject to change without notice.

Room Rates

Prices do not include room fees and taxes.

Renaissance Indian Wells..... \$259.00 / night

Resort Fee of \$5.00 (per room, per day, plus applicable tax) applies for guests which includes: Complimentary wifi, Fitness Classes with professional instructor, Bike rentals and access to tennis and basketball courts.

Hyatt Regency Indian Wells.....\$289.00 / night

Resort Fee of \$25.00 (per room, per day, plus applicable tax) applies for guests which includes: Complimentary wifi, access to HyTides waterpark featuring 30 ft. dueling waterslides, a 450 ft. lazy river and children's splash pad, fitness center, (2) bottles of waters per stay, one hour tennis court time per day, 10% off select merchandise at the spa, discounted green fees at Indian Wells Golf Resort, shuttle service to Indian Wells Golf Resort, golf bag storage, outdoor games and activities, seasonal evening live entertainment in Agave Sunset.

Cancellation & Change Policy:

Cancellation or changes must be made fourteen days prior to arrival. Final day to book hotel is February 2, 2024. However, the guestroom block is subject to sell out prior to this date. PARMA requires a one-night nonrefundable deposit.

PARMA Social Media Links

Facebook page:

<https://www.facebook.com/PublicAgencyRiskManagementAssociation/>

LinkedIn: <https://www.linkedin.com/in/parma2762>

Twitter: <https://twitter.com/PARMA2762>

PARMA 2024 Conference Hashtag: Hashtag: #PARMAConf2024

Vimeo: <https://vimeo.com/parmavideos>

Instagram: <https://www.instagram.com/parma2762/>

KEYNOTE SPEAKER

APOLO A. OHNO — OLYMPIC GOLD MEDALIST

February 21, 2024 | 8:30 am – 10:00 am



Apolo claimed his first major speed skating title at age 14—after just six months of training. Over the next decade and a half, he went from kid prodigy to the most decorated US Winter Olympian in history—a title he still holds—earning eight Olympic medals in short-track speed skating across the 2002, 2006, and 2010 Winter Games.



PARMA Social Media Links


 Facebook page:

<https://www.facebook.com/PublicAgencyRiskManagementAssociation/>

 LinkedIn: <https://www.linkedin.com/in/parma2762>

 Twitter: <https://twitter.com/PARMA2762>







PARMA 2024 Conference Hashtag: Hashtag: #PARMAConf2024

 Vimeo: <https://vimeo.com/parmavideos>

 Instagram: <https://www.instagram.com/parma2762/>

CONFERENCE AT A GLANCE

Session Color Codes

 SAFETY/HEALTH	 WORKERS' COMP	 MANAGEMENT
 RISK MANAGEMENT	 LIABILITY	 INSURANCE

Tuesday, February 20, 2024

1:00 pm-6:00 pm Conference Registration

Wednesday, February 21, 2024

7:00 am-5:00 pm Conference Registration

7:00 am-8:30 am Continental Breakfast

8:30 am-10:00 am Welcome and Keynote Speaker, Apolo Ohno, Olympic Gold Medalist

10:00 am-10:30 am Networking Break and Dedicated Exhibit Time

10:00 am-5:00 pm Exhibit Hall Open

10:25 am* Cash Drawings in the Exhibit Hall

10:30 am-12:00 pm	A1 Learn How to Turn Auditors Into Business Partners	A2 Differences in Exposures to Tort Liability of Public Entity Joint Powers Authorities and Insurance Companies CE/MCLE	A3 Top Ten Mistakes Employers Make in Preventing and Responding to Complaints of Harassment CE/MCLE	A4 Contractual Risk Transfer Indemnity & Insurance Requirements	A5 Light Urban Search and Rescue: The Gold Standard for Emergency Response	A6 The Journey! Two Los Angeles City Firefighters Road to Recovery
-------------------	--	---	---	---	--	--

12:15 pm-1:15 pm PARMA Lunch, Annual Membership Meeting and Sponsor Appreciation

1:15 pm-1:45 pm Networking Dessert Break in the Exhibit Hall

1:40 pm* Cash Drawings in the Exhibit Hall

2:00 pm-3:00 pm	B1 Industrial Disability Retirement in California: Insights from a Fireside Chat CE/MCLE	B2 Welcome to the Crossroads: FMLA, ADA, LOA & WC CE	B3 The Unintended Consequences of California's 'Revolution' in Police Use of Force Law: AB 392 (Cal. Penal Code §§ 196 and 835a) CE/MCLE	B4 Brief Look at the Evolution of Public Sidewalks (and its Maintenance)	B5 High-Payoff Safety: Saving Lives and Preventing Injuries in the Workplace CE	B6 Your Actuarial Report – Risk Management Financing for Today and Beyond
-----------------	--	--	--	--	---	---

3:45 pm-5:00 pm Networking Break and Dedicated Exhibit Time


4:00pm-5:00pm	C1 The Hard Market: A Look from Both Sides CE	C2 Biometrics as Biofeedback: Gadgets for a Healthier You	C3 Toto, We're Not in Kansas Anymore – Navigating Dangerous Condition and Inverse Condemnation Cases in a Year of Cyclone Floods CE/MCLE	C4 Risk Management 101	C5 Cal/OSHA Update: A Look Back at 2023 and a Look Toward Possible Concerns for the New Year CE	C6 Workers' Comp Bingo 2023 - Case Law Update CE/MCLE
---------------	---	---	--	------------------------	---	---

6:30 pm-9:30 pm PARMA's 50th Anniversary Gala (Black Tie Optional)

PARMA Social Media Links

 Facebook page:
<https://www.facebook.com/PublicAgencyRiskManagementAssociation/>
 LinkedIn: <https://www.linkedin.com/in/parma2762>
 Twitter: <https://twitter.com/PARMA2762>

PARMA 2024 Conference Hashtag: Hashtag: #PARMAConf2024

 Vimeo: <https://vimeo.com/parmavideos>

 Instagram: <https://www.instagram.com/parma2762/>

CONFERENCE AT A GLANCE

Session Color Codes

 SAFETY/HEALTH	 WORKERS' COMP	 MANAGEMENT
 RISK MANAGEMENT	 LIABILITY	 INSURANCE

Thursday, February 22, 2024

7:30 am-4:00 pm	Conference Registration					
7:30 am-8:30 am	Breakfast – Please Sit with Your Chapter Affiliate (not required)					
8:00 am-2:00 pm	Exhibit Hall Open					
8:30 am-9:45 am	D1 Expect the Unexpected – Lessons Learned in Cyber	D2 How Public Agencies Should Deal with Elected Officials Behaving Badly CE/MCLE	D3 Defending Tough Cases: How to Defend Your Public Entity in Sensitive, Difficult and High Profile Cases CE/MCLE	D4 I've Said Too Much! Social Media Policies and Free Speech CE/MCLE	D5 The Only Good Workers' Comp Claim is a Settled Workers' Comp Claim CE/MCLE	D6 Mastering the QME Process: How to Level the Playing Field in California Workers' Compensation CE/MCLE
9:45 am-10:15 am	Networking Break and Dedicated Exhibit Time					
10:10 am*	Cash Drawings in the Exhibit Hall					
10:30 am-11:30 am	E1 Overcoming Excess WC Coverage Challenges CE/MCLE	E2 Stressing Over Stress? Not Me!	E3 Preventing Nuclear Verdicts®: Strategies Every Public Agency and Their Counsel Should Use CE/MCLE	E4 A Risk Control Program that is Just Right: Risk Management and the Goldilocks Effect	E5 50 Years of Ergonomics	E6 The Golden Rules of Early Injured Employee Engagement CE
11:45 am-1:15 pm	Lunch in Exhibit Hall					
1:00 pm*	Cash Drawings and Exhibitor Prize Drawings in the Exhibit Hall					
1:15 pm-2:15 pm	F1 Cyber Crime and Phishing Encounters: It Happens to the Best of Us	F2 The Wide World of Well-Being	F3 Responding to Government Claims; Getting it Right and Why it Matters CE	F4 Out Front Ideas - Issues to Watch in 2024	F5 History Repeats Itself. It has to. No One Listens CE	F6 Golden Nuggets of Workers' Compensation CE
2:15 pm-2:30 pm	Refreshment Break					
2:45 pm-3:45 pm	G1 The Future of Public Agency Risk Management	G2 Making the Most of Your 5-Minutes of Fame: How to Obtain Settlement Authority from City Council or the School Board During Closed Session Meetings	G3 Everything Old Is New Again - Practical Defenses For Revived Childhood Sexual Abuse Claims CE/MCLE	G4 Lessons Learned in the Aftermath of an Active Shooter	G5 Key Elements To An Emergency Communication & Response Plan CE	G6 Power of Influence Over Claim Outcomes
8:00 pm-11:30 pm	PARMA Through the Decades Party					

Friday, February 23, 2024

8:00 am-8:45 am	Continental Breakfast		
8:45 am-10:15 am	H1 Schools Roundtable	H2 Pain Points: Four Banes of our Existence and Creative Claims Solutions to Lessen Your Stress CE/MCLE	H3 Your Officer Is Charged with Murder. Now What? Discussing the Intersection of Criminal, Civil, and Administrative Investigations CE/MCLE
10:15 am-10:30 am	Refreshment Break		
10:30 am-11:45 am	Closing Speaker, Mike Eruzione, Olympic Gold Medalist		


SPECIAL EVENTS

PARMA's 50th Anniversary Gala

Wednesday, February 21, 2024 (*Black-tie Optional*)

Hyatt Regency Indian Wells Resort and Spa
4600 Indian Wells Lane, Indian Wells, CA 92210

We invite you to join us for PARMA's 50th Anniversary Gala. The black-tie optional Gala is your time to dress up to enjoy dinner, awards, entertainment, and event-to-remember surprises that you won't want to miss! The Gala will be a time to reflect on our last 50 years of service to the risk management community, show appreciation to those who have helped us reach this incredible milestone, and toast to PARMA's bright future.



PARMA Through the Decades

Thursday, February 22, 2024

Renaissance Esmeralda Resort & Spa

For 50 years, PARMA has been elevating risk management and serving our community—and we are throwing a party to celebrate! PARMA Through the Decades will be on Thursday, February 24th, and we invite you to join us for an evening with flair.

Are you missing bell bottoms and platform shoes and have an urge to wear them again? Or you might be the parachute pants or preppy wearing kind of person and missing those bright colors.

You may opt for the 90's edgy pieces like leather jackets, chokers, combat boots, and ripped jeans. The 2010s were defined by hipster fashion, athleisure, a revival of austerity-era period pieces and alternative fashions, and swag-inspired outfits.

Whatever your preference, let's celebrate PARMA through the decades in style. Wear your favorite decade clothing while we dance the night away!

PARMA 2024 CONFERENCE SESSIONS

Wednesday, February 21, 2024
10:30 am-12:00 pm

A1 Learn How to Turn Auditors into Business Partners

Focus: Workers' Comp **Level:** Beginner

The audit process can be complex and invoke many emotions. However, there is significant value that can be gained from a productive partnership with auditors. This session will explore how to turn auditors into business partners, maximizing the value they bring to your organization. This includes discussing the challenges in building a productive relationship between auditors and business teams. We will also delve into key strategies and tools that can be used to overcome these challenges and foster a strong partnership. This includes understanding the auditor's perspective, communicating effectively, and identifying shared goals and objectives. We will also explore how to leverage technology to improve collaboration and efficiency between auditors and business teams. Finally, we will discuss how to respond to the audit and review post-audit best practices. By the end of the session, you will have a better understanding of the audit process and how to build productive relationships with auditors so you can embrace the value of audits and use them as tools for driving continuous improvement in your organization.

Speakers: Scotty Benton, Sedgwick; Dawn Watkins, Los Angeles Unified School District; Bill Zachry, CompSense

A2 Differences in Exposures to Tort Liability of Public Entity Joint Powers Authorities and Insurance Companies *CE/MCLE*

Focus: Insurance **Level:** Intermediate

Although risk pooling agreements entered into between joint powers authorities and their members are not considered policies of insurance, they have similar features and are entered into for similar purposes. However, there are key differences in the exposures to tort liability of joint powers authorities providing risk financing pursuant to MOCs and insurance companies providing insurance. The imposition of potential tort liability on a public entity joint powers authority for bad faith and, if so, in what circumstances, are debatable questions.

Also, apart from the issue of whether a joint powers authority can be liable for common law bad faith, there is the separate question of whether a joint powers authority can be liable for failing to accept a policy limits demand. Such demands are a common tool of plaintiff's counsel. New legislation effective January 1, 2023, puts certain restrictions on such demands when made to insurers before litigation, but not after. The session will explore new legislation and whether it applies to pre-suit settlement demands made upon a public entity joint powers authority risk pool. This session will also explore the options for responding to policy limits demands made both before litigation commences and while litigation is pending to which the new legislation does not apply.

Speakers: Robert Kretzmer, Self-Insured Schools of California; Leif Knutson, McCormick Barstow LLP

A3 Top Ten Mistakes Employers Make in Preventing and Responding to Complaints of Harassment

CE/MCLE

Focus: Liability **Level:** Intermediate

We all make mistakes, and while there is a benefit in learning from one's mistakes, most of us can agree that we would rather never make them in the first place. When it comes to harassment, those mistakes can be costly, disruptive, and have lasting effects on the workplace. In this session, we will discuss the top ten mistakes that public employers make in their efforts to prevent and respond to harassment. Topics will include challenges created when employers fail to properly identify and respond to complaints; common challenges created by out-of-date and poorly drafted policies; consequences of not establishing a positive and inclusive workplace; the failure of focusing solely on regulatory training; and the issues created when an investigation is not properly concluded. In learning from these mistakes, we will focus on the best practices agencies should employ to improve the agency's prevention of and response to workplace harassment.

Speaker: Kelly Trainer Policky, California Joint Powers Insurance Authority

A4 Contractual Risk Transfer Indemnity & Insurance Requirements

Focus: Risk Management **Level:** Intermediate

The speaker will provide a comprehensive examination of Contractual Risk Transfer Indemnity & Insurance Requirements. The session will provide engaging personal interaction for practical application of the material for attendees. The speaker will share overarching principles as well as detailed boilerplate language to avoid uncovered surprises. Detailed reference material will be included with the workshop training handout.

Speaker: Robert Marshburn, Certified Risk Managers LLC

A5 Light Urban Search and Rescue: The Gold Standard for Emergency Response

Focus: Safety **Level:** Beginner

Attendees will learn the latest strategies for evacuation, victim care, and search/rescue techniques that can and should be performed by in-house personnel following a large-scale earthquake. The focus of the session will be the school environment, but the information can apply to any public agency.

Speaker: Captain Wayne Bennett, Disaster Survival Skills

A6 The Journey! Two Los Angeles City Firefighters Road to Recovery

Focus: Workers' Comp **Level:** General Interest

In this session, you will hear the stories of two LA City Firefighters who suffered catastrophic injuries while on duty. We will walk through their workers' compensation claims successes, obstacles, barriers, and challenges.

Speakers: Tyrone Spears, City of Los Angeles; Victor Aguirre, LA City Fire Department; Derek Behling, LA City Fire Department

PARMA 2024 CONFERENCE SESSIONS

Wednesday, February 21, 2024

2:00 pm-3:00 pm

B1 Industrial Disability Retirement in California: Insights from a Fireside Chat

CE/MCLE

Focus: Workers' Comp **Level:** Intermediate

Join us for an interactive fireside chat that will provide you with valuable insights into Industrial Disability Retirement (IDR) claims in California. Our expert panelists will offer their perspectives on what IDR claims are, the new requirements issued by CalPERS as of March 2023, and the monetary liabilities that these claims can create for public agencies. Our panelists will also share their experiences and offer practical advice on how to navigate the IDR process in California, including what happens behind the scenes in the IDR process from the perspective of a risk manager. Additionally, we will explore the impact that the cultures of peace officers and firefighting agencies can have on the IDR process.

Whether you are new to IDR claims or looking to deepen your understanding, this is the perfect opportunity to gain valuable insights and knowledge from industry experts, and to engage in a lively discussion with our distinguished panel.

Speakers: Dave Thomas, Hanna Brophy; Teresa McGinity, Hanna Brophy; Jena Covey, City of Bakersfield; Jiles Smith, JS Risk Consulting

B2 Welcome to the Crossroads: FMLA, ADA, LOA & WC

CE

Focus: Workers' Comp **Level:** Intermediate

As workplace laws become increasingly complex, public entities are finding more ways to be creative and work together for the betterment of their organizations. Integrated programs are being discussed more frequently, and in some cases, various program components or full-scale programs are being implemented. How can organizational professionals successfully achieve compliance with the overlapping and ever-complex employment laws related to disability, leave of absence, workers' compensation, and accommodation? With the many nuances of federal laws like the ADA and FMLA and changing state mandates, public entities should plan strategically to smoothly navigate rules and regulations and protect against compliance fines, penalties, and lawsuits. We will discuss trends and answer questions to help make sense of leave of absence and accommodation laws, and share tried and true practices to help overcome challenges and implement valuable strategies.

Speakers: Bryon Bass, Sedgwick; Dawn Watkins, Los Angeles Unified School District

B3 The Unintended Consequences of California's 'Revolution' in Police Use of Force Law: AB 392 (Cal. Penal Code §§ 196 and 835a)

CE/MCLE

Focus: Liability **Level:** Intermediate

During this session, the speaker will address police use of force law in California BEFORE AB 392 – California's Adoption of The Graham/Garner Standard. He will also review the legislative history of AB 392AB 392 – The final statutory language and its media hype;

actual substantive changes resulting from AB 392and unintended consequences: The debate over the scope of GBI.

Speaker: Tony Sain, Esq., Lewis Brisbois Bisgaard & Smith, LLP

B4 Brief Look at the Evolution of Public Sidewalks (and its Maintenance)

Focus: Risk Management **Level:** Beginner

We begin with the origins and needs of sidewalks, and how they evolved into modern sidewalks. We then explain the five main purposes of a sidewalk and move into the challenges with funding and prioritization of sidewalks, especially in rural communities. We touch on the development of pedestrian master plans and the responsibility of maintenance, specifically California streets and highway code. We transition into how the Americans with Disabilities Act is a major part of sidewalk maintenance, and conclude with the types of repairs for sidewalks, partnerships with risk management authorities, and preferred methods of repair and asset management.

Speakers: Carl Valdez, Precision Concrete Cutting, Northern California; Joseph Ortega, Precision Concrete Cutting, Northern California

B5 High-Payoff Safety: Saving Lives and Preventing Injuries in the Workplace

CE

Focus: Safety **Level:** Intermediate

High-Payoff Safety (HPS) is a winning workplace safety model offering the highest potential to save lives, prevent injuries, and protect organizations from harm. HPS is designed to take advantage of an organization's unique strengths and culture. Highlights of the program include: Transitioning to a value-driven safety model that includes Choice commitment, and command; Moving people to make every effort to protect fellow workers; Creating a sustainable organization-wide safety strategy to help create a greater sense of purpose; Improving safety strategies Developing safety as a visible, viable, and lasting program.

Speaker: Steve Thompson, Aspen Risk Management Group, a TRISTAR Company

B6 Your Actuarial Report – Risk Management Financing for Today and Beyond

Focus: Insurance **Level:** Beginner

If you ever wondered how to get the most out of your actuarial report beyond just utilizing the report to check the box on your to-do list, then this session is for you! Learn directly from a professional who not only prepares that report but tailors the output to meet the risk financing objectives of entities. In addition, learn from a financial SME who explains how the report is valuable not just for your next year's plan, but strategic planning for the future as well.

Speakers: Nina Gau, Bickmore Actuarial; Heather Thomson, HT CPA Services

Wednesday, February 21, 2024

3:45 pm-5:00 pm

C1 The Hard Market: A Look from Both Sides

CE

Focus: Insurance **Level:** Intermediate

An insurance executive and a risk pool manager will engage in an interactive discussion of the current hard market and its impacts on both insureds and insurers. The insurance manager will discuss the perspective of the carriers and their underwriting practices. She will discuss what insurance companies are looking for when they evaluate an insured for coverage. The risk pool manager will share the insured's point of view and the challenges that insureds face. Together, they will discuss what makes a strong submission and how to best navigate the insurance procurement and renewal process. The conversation will include risk management activities, data collection, communication, and partnership. Insurers and insureds need each other to succeed, and this session will try to help both in this process.

Speakers: Lauren Tredinnick, Munich Re Specialty Insurance; Tony Giles, California Joint Powers Risk Management Authority

C2 Biometrics as Biofeedback: Gadgets for a Healthier You

Focus: Safety/Health **Level:** Beginner

Join naturopathic physician, Dr. Kristen Acesta, as we discuss the latest in biometrics (heart rate monitors, glucose meters, etc.) as they relate to biofeedback, which is our ability to foster awareness around our physical state of being, particularly as it relates to stress management, sleep, and weight management.

Speaker: Dr. Kristen Acesta, Mission Health & Wellness, Naturopathic Specialty Care

C3 Toto, We're Not in Kansas Anymore – Navigating Dangerous Condition and Inverse Condemnation Cases in a Year of Cyclone Floods

CE/MCLE

Focus: Liability **Level:** Intermediate

Inverse condemnation and dangerous condition claims in an era of historic flooding, atmospheric river storms, and falling trees; dangerous condition of public property from start to finish: training Public Works and other employees, pre-litigation and claim stage investigation, strategic motion practice and the CCP § 1038/Motion for Summary Judgment threat; Mastering government immunities at different stages of litigation, with focus on natural condition immunity (Gov. Code § 831.2), design immunity (Gov. Code § 830.6), trail immunity (Gov. Code § 831.4), hazardous recreational activity immunity (Gov. Code § 831.7), reasonable acts and omissions immunity (Gov. Code § 835.4), and inspection immunity (Gov. Code § 818.6) Discussion of recent case law developments to understand key concepts.

Speakers: Richard Osman, Bertrand Fox Elliot Osman & Wenzel; Michael Wenzel, Bertrand Fox Elliot Osman & Wenzel; Amy Halby, Bertrand Fox Elliot Osman & Wenzel



C4 Risk Management 101

Focus: Risk Management **Level:** Beginner

This training session will provide an overview of the risk management process and how it applies to your organization. You will learn how to demonstrate the value of risk management to gain buy-in and receive simple and practical recommendations for implementing risk management practices.

We will also cover other topics such as: Cost of risk and allocation; Enterprise risk management; Identifying and prioritizing risks; Risk control techniques and risk management communication.

Participants will leave with tools for applying risk management in their professional and personal lives.

Speaker: Marcus Beverly, CPCU, AIC, ARM-P, Alliant Insurance Services, Inc.

C5 Cal/OSHA Update: A Look Back at 2023 and a Look Toward Possible Concerns for the New Year

CE

Focus: Safety **Level:** General Interest

This will be our annual review of Cal/OSHA changes with an emphasis on how that affects the appeals process.

Speakers: Lisa Prince, The Prince Firm; Lisa Baiocchi, The Prince Firm

C6 Workers' Comp Bingo 2023 – Case Law Update

CE/MCLE

Focus: Workers' Comp **Level:** Intermediate

This is the 24th annual presentation of Workers' Comp Bingo at the annual PARMA conference, with all new cases, new laws, and new fun and trivia. In honor of PARMA's 50th-anniversary conference, we will bring back a few of the classic past Comp Bingo questions, trivia, and lightning rounds.

Speakers: Keith Epstein, Hanna Brophy; Ruben Pineda, Hanna Brophy

PARMA 2024 CONFERENCE SESSIONS

Thursday, February 22, 2024

8:30 am-9:45 am

D1 Expect the Unexpected – Lessons Learned in Cyber

Focus: Insurance **Level:** Intermediate

Join us to hear experts' perspectives on what to expect when your agency has experienced a cyber breach or ransom attack, with insight into what the dark web looks like. Learn lessons from prior incidents and how you should expect cyber forensics experts, cyber breach coaches, and your insurance broker/consultant to work in a concerted effort to minimize damages.

Speakers: Shawnee Nishimura, CSRM, Keenan; John Loyal, Cipriani & Werner; Bill Hardin, Charles Rivers Associates; Kiley Heath, Mendocino County Office of Education

D2 How Public Agencies Should Deal with Elected Officials Behaving Badly

CE/MCLE

Focus: Leadership **Level:** Advanced

Public entities are trained and experienced in managing and disciplining employees. Far different and more challenging issues arise when an elected official is accused or suspected of having engaged in misconduct in office, or even just the gadfly elected official skewering the public entity or elected colleagues. This session is designed to identify and explore the legal and ethical issues that arise in these situations.

The session will include the recent U.S. Supreme Court decision *Houston Community College District v. Wilson*, involving a First Amendment challenge to a public body's censure of a fellow elected representative. We will discuss the rights of the elected official as well as certain limitations on a public agency's ability to exclude from office, meetings, or discipline of an elected official. We will conclude with discussion of best practices for conducting investigations, and what remedies exist for the public entity to limit agency liability to the elected official and/or those impacted by the official's misconduct.

Speakers: Peter Glaessner, Esq., Allen Glaessner Hazelwood Werth; Janet Hamilton, City of Livermore; Richard Whitmore, Liebert Cassidy & Whitmore

D3 Defending Tough Cases: How to Defend Your Public Entity in Sensitive, Difficult and High-Profile Cases

CE/MCLE

Focus: Liability **Level:** Advanced

This session will discuss strategies for defending sensitive and significant cases, including high value cases and cases which might have public and media attention. The session will discuss the best methods to investigate claims that may be litigated, in ways to best protect the investigations from disclosure. The session will analyze how to communicate with the public and press in the way that can best minimize being used against the entity at trial, discovery of social media posting in cases, strategies for responding to CPRA requests and discovery during the litigation. A discussion of the best way to combat the plaintiff "Reptile" theory arguments, as well as the best approaches to defend difficult sex abuse, major injury, civil rights abuses and employment cases, will be presented, along with current legal defenses and effective strategies for the public entity facing serious litigation in the public eye.

Speaker: Anthony DeMaria, DeMaria Law Firm

D4 I've Said Too Much! Social Media Policies and Free Speech

CE/MCLE

Focus: Risk Management **Level:** Intermediate

Recent court decisions have reset the lawful parameters of social media policies and the First Amendment rights of public employees. The complicated social and political times that we live in have resulted in an explosion of social media communications from public employees that can conflict with the mission and image of the employing public agency. How broadly can a public agency control social media speech from its employees and when can a public agency discipline an employee for engaging in speech online? This cutting-edge training will provide the foundation for addressing this rapidly growing reality.

Speaker: Mark Meyerhoff, Liebert Cassidy Whitmore

D5 The Only Good Workers' Comp Claim is a Settled Workers' Comp Claim

CE/MCLE

Focus: Workers' Comp **Level:** Intermediate

This dynamic panel discussion with employers, applicants, and defense attorneys will consider settlement with continuing employees by Compromise and Release and Stipulated Awards. We will discuss how employees view settlements, and employers explain their process for settlement analysis and value.

Pertinent legal considerations will be presented. Strategies for how to "get the deal done" will be presented.

Speakers: Anne Hernandez, Mullen and Filippi; Adam Dombchik, Gordon, Edelstein, Krepack, Grant, Felton and Goldstein, LLP; Tamie Maynard, Kaiser Permanente; Bev Jensen, City of Lodi

D6 Mastering the QME Process: How to Level the Playing Field in California Workers' Compensation

CE/MCLE

Focus: Workers' Comp **Level:** Beginner

Are you struggling with the med-legal process and panel specialty selection in workers' compensation cases? Join us for an informative session that will provide you with the strategies and procedures you need to master this complex process.

During this session, our expert panelists will discuss the strategy behind panel specialty selection when initiating the med-legal process, as well as the appropriate procedures to follow to ensure a successful outcome. We will explore the nuances of panel specialty selection and how it can impact the overall case outcome.

In addition, we will examine ways to escape AA panel requests by disputing panel specialty, and the remedies available when disputing AA's initiation of med-legal process. We will share their experiences and offer practical advice on how to effectively navigate these issues.

Do not miss this opportunity to learn from our distinguished panel and get the information you need to make informed decisions regarding panel specialty selection and dispute resolution in workers' compensation cases.

Speakers: Melanie Ogren, Hanna Brophy; Elizabeth Barravecchia, Hanna Brophy; Pooya Hajibagheri, Hanna Brophy

PARMA 2024 CONFERENCE SESSIONS

Thursday, February 22, 2024
10:30 am-11:30 am

E1 Overcoming Excess WC Coverage Challenges **CE/MCLE**

Focus: Insurance **Level:** Advanced

The session is primarily comprised of detailed hypotheticals which are based on actual coverage disputes litigated by the presenter. These hypotheticals are utilized to bring to life the coverage disputes, recent case law, and coverage principles for the attendees. The hypotheticals will illustrate for the attendees the common “impediments” to reimbursement raised by many excess carriers so they can be anticipated and responded to in order to best posture these large loss claims for maximum reimbursement.

Speaker: Al Haverkamp, Haverkamp Law APC

E2 Stressing Over Stress? Not Me!

Focus: Leadership **Level:** General Interest

Are you feeling overwhelmed and stressed out? This is a common theme among busy professionals. There’s little discussion about it, and we tend to look the other way, but working in claims is high-stress. Over time, chronic stress creeps in. Chronic stress can be harmful in many ways, so we do everything possible to avoid it. But what if we have been dealing with stress all wrong? This session will address a different perspective to stress and perhaps reboot our mindset about it.

Speakers: Angie Jung, ISYS Solutions, Inc./CareerSmart Learning; Herbert Van Patten, II, ISYS Solutions, Inc.

E3 Preventing Nuclear Verdicts®: Strategies Every Public Agency and Their Counsel Should Use **CE/MCLE**

Focus: Liability **Level:** General Interest

Nuclear Verdicts® are on the rise! Plaintiffs’ lawyers are fueling the trend of increasingly higher jury verdicts by changing the way they try lawsuits, using tactics to incite juror anger and drive-up damages awards. The defense needs to do something different to get out ahead of plaintiffs’ evolving tactics, change the game, and stop Nuclear Verdicts®! In this session, risk management and claims professionals will learn why Nuclear Verdicts® are skyrocketing and will leave with an understanding of the crucial anti-Nuclear Verdicts® methods they can work with their defense counsel to use for stopping runaway jury awards.

Speaker: Emily Beck, Tyson & Mendes LLP

E4 A Risk Control Program that is Just Right: Risk Management and the Goldilocks Effect

Focus: Risk Management **Level:** Intermediate

Just like Goldilocks, developing a risk control program for your agency that is just right is a bit of trial and error; but understanding the level of risk services will benefit both the agency and its employees. In this session, we will explore various risk management services models found across California agencies, the hurdles that arise when implementing software solutions, and the benefits that come from developing leading indicators to drive decisions.

Speakers: Erike Young, CIRA; Thor Benzing, CSP, CIRA; Shourya Basu, Simple But Needed

E5 50 Years of Ergonomics

Focus: Safety/Health **Level:** General Interest

Join me for a light-hearted, fun look back at how far ergonomics has come in the last 50 years. From the first ‘ergonomic’ chair to the ‘I Love Lucy’ candy production line, see the progress made and what the future holds for ergonomics.

Speaker: Kathy Espinoza, Retired

E6 The Golden Rules of Early Injured Employee Engagement

CE

Focus: Workers’ Comp **Level:** Intermediate

The City and County of San Francisco and San Francisco Municipal Transit Agency have put together several key early intervention programs that have helped improve their overall WC loss costs with a focus on the injured employee during the initial onset of their injury through the first 60 days post-injury.

Speakers: Christina Delloso, InterMed Cost Containment Services; Julian Robinson, City and County of San Francisco; Jim Radding, San Francisco Municipal Transportation Agency



PARMA 2024 CONFERENCE SESSIONS

Thursday, February 22, 2024

1:15 pm-2:15 pm

F1 Cyber Crime and Phishing Encounters: It Happens to the Best of Us

Focus: Risk Management **Level:** Intermediate

Data breaches can have a substantial impact on an organization's operations and balance sheet. There are unique risks that our industry must consider to ensure that the right security measures and best practices to prevent and mitigate losses are implemented. The panel will provide real-life examples of cybercrime and mobile phishing. Email spoofing and strategies that will help prevent or mitigate exposure.

Speakers: Agnes Hoeberling, Intercare; Alex Rossi, County of Los Angeles

F2 The Wide World of Well-Being

Focus: Leadership **Level:** Intermediate

In today's fast-paced, ever-changing world, is it possible to stay well? And what does well-being even mean? The challenge to balance work and life never goes away and what used to work for you may not be working anymore. Join us for an uplifting conversation and arm yourself with well-being strategies to take home.

Speakers: Tom Kline, Sedgwick; Jana Mowrer, HealthWins and J&J Coaching and Consulting; Jane Danks, Fitness International

F3 Responding to Government Claims; Getting it Right and Why it Matters

CE

Focus: Liability **Level:** General Interest

This session will review the California Government Claim process. We will cover the necessary documentation to delegate claim response authority and issues relating to electronic submission. This session will provide practical information for the intake, review, and response to California Government Claims, including best practices for the intake of claims. Additional items to be covered include the difference between returns without action and rejections and the subsequent legal implications of agencies' actions on claims.

A handout will be provided to participants providing step-by-step process suggestions and detailing important legally required language and considerations.

Speakers: William Portello, Sedgwick; Susan DeNardo, Sedgwick



F4 Out Front Ideas: Issues to Watch in 2024

Focus: Risk Management **Level:** Intermediate

Issues to Watch has become a PARMA tradition with Kimberly George and Mark Walls highlighting the risk management challenges that public agencies need to be monitoring. This fast-paced session will deliver a wide variety of things to watch. Some of them will be familiar issues such as workplace violence, and nuclear verdicts, while other issues will be emerging topics that many have not considered.

Speakers: Mark Walls, Safety National; Kimberly George, Sedgwick

F5 History Repeats Itself. It Has To. No One Listens

CE

Focus: Safety **Level:** General Interest

Steve Turner poetically states History repeats itself. It Has To. No One Listens. Safety and emergency planners need to listen, so not to make the same mistakes others have made. Lessons are learned in every disaster and major incident; often they are painful, expensive, and demoralizing experiences. The key to effective and efficient emergency planning is to learn from others' lessons and instill remedies in your institution. This workshop will cover key lessons learned from well-known and not-so-well-known current and historical disasters that should be considered while planning and preparing for campus response and recovery efforts. The workshop will cover considerations that are useful to a variety of institutions, including key points for K-12 and higher education. Participants will have the opportunity to share their own experiences in disaster planning.

Speaker: Sherry Colgan Stone, Ed.D., Riverside County Sheriff's Department

F6 Golden Nuggets of Workers' Compensation

CE

Focus: Workers' Comp **Level:** Beginner

The presenters will share the basic understanding of the flow of a claim from newly reported to settled. The session will cover AOE/COE, Return to Work, Medical/Legal Reports, and Settlements.

Speakers: Susan Hastings, Laughlin, Falbo, Levy; Lynn Cavalcanti, AIMS; Jenny Thompson, County of Fresno

Thursday, February 22, 2024

2:45 pm-3:45 pm

G1 The Future of Public Agency Risk Management

Focus: Risk Management **Level:** Intermediate

Kimberly and Mark will host this engaging discussion on The Future of Public Agency Risk Management. Joining them will be a panel of public agency risk managers discussing a variety of topics including: How the profession of risk management is evolving; What emerging risks are they concerned about; How the insurance marketplace is evolving; Risk financing and budget challenges; Attracting the next generation of risk managers and more!

Speakers: Mark Walls, Safety National; Kimberly George, Sedgwick; Steve Robles, County of Los Angeles; Dawn Watkins, Los Angeles Unified School District

G2 Making the Most of Your 5 Minutes of Fame: How to Obtain Settlement Authority from City Council or the School Board During Closed Session Meetings

Focus: Workers' Comp **Level:** Advanced

High-loss exposure claims require City Council/Board approval, yet there is limited time in a closed session for discussion. In just 5 minutes, you need to gain members' confidence, help them understand the law, and give you what you need to resolve the matter. We will discuss ways to maximize the limited time provided when requesting settlement authority. It will include a discussion on ways to quickly establish credibility, as well as respectfully help the decision-makers understand exposure, presumptions, and overall workers' compensation procedures. With a well-planned strategy, we can make this work!

Speakers: Laura Banker, Esq., Michael Sullivan & Associates; Jim Vanderpool, City of Anaheim

G3 Everything Old Is New Again - Practical Defenses for Revived Childhood Sexual Abuse Claims

CE/MCLE

Focus: Liability **Level:** Intermediate

In 2019, AB 218 temporarily lifted the statute of limitations on childhood sexual abuse claims resulting in a flood of lawsuits until the provision ended at the close of 2022. Now, there is legislation pending to permanently eliminate the statute of limitations on these claims. The result is that lawsuits are being filed with allegations of abuse going back to the 1950s or earlier that public entities are left to defend with limited access to documents and witnesses.

We will explain the law supporting these claims and the related statute of limitations, outline the available defenses to counter these claims, discuss effective approaches to litigating decades-old claims where documents and witnesses with first-hand knowledge are limited, and address strategies for resolving these claims.

Speakers: Megan Lieber, Collins + Collins LLP; Christie Swiss, Collins + Collins LLP

G4 Lessons Learned in the Aftermath of an Active Shooter

Focus: Risk Management **Level:** General Interest

In the modern world, threats come from many sources. One of the most difficult to defend against is the incursion of an armed individual

intent on inflicting harm. Organizations have a duty of care to maintain a secure environment for their staff, students, patients, visitors, and the general public. In the event of a deadly attack, an entity could be liable for regulatory or civil actions. There are significant challenges to securing places of business, particularly ones where visitors come and go frequently.

Explained through the lens of municipal governance, panelists will conduct a case study outlining facts of a real-life active shooter event. Panelists will discuss lessons learned from their involvement in an active shooter incident, how to prepare for similar situations that may disrupt normal business, and ways to mitigate or transfer the risk. Panelist will discuss the key features of insurance products on the market, and lastly, panelists will discuss legislative and other efforts being made to assist in reducing the harm from the public health crisis associated with gun violence.

Speakers: Dennis Mulqueeny, Alliant; LeeAnn McPhillips, City of Gilroy; Chris Parker, Beazley; Kris Brown, Brady

G5 Key Elements to an Emergency Communication & Response Plan

CE

Focus: Safety **Level:** Intermediate

Emergency management is critical for any organization, and being prepared can make a significant difference in the outcome. This session will provide practical guidance on navigating the different stages of emergency management, including how to identify the most effective tools for your organization. Participants will learn how to ask the right questions to build a robust emergency management plan that meets their unique needs. This session is designed to equip attendees with the knowledge and skills to create a thoughtful and effective emergency management plan.

Speaker: Jason Jeffery, CatapultK12

G6 Power of Influence Over Claim Outcomes

Focus: Workers' Comp **Level:** General Interest

Influence is having a vision of the optimum outcome for a situation or organization and then, without using force or coercion, motivating people to work together toward making the vision a reality. In this session, we explore techniques to enhance your influence competency to inspire others, energize participants into action, and motivate beneficial contributions resulting in optimal claim outcomes. Influence is beneficial at every level of your organization to validate the unique contributions of the program team, to inspire them to engage fully, develop a passion, and bring their best selves forward to achieve the ideal claim outcomes. Various methods to build your influence skills are presented through practical examples, data, and industry research. Specific approaches are provided for injured workers who evade, deceive, or commit fraud to bring the truth to the surface for the WC program's optimal result. Build upon your ability to experience game-changing encounters, remove barriers to successful communication, and motivate others to take beneficial action so you can ignite the power of influence and obtain desired outcomes.

Speakers: Dalene Bartholomew, Dayta Group; Joanne Thomas, SRTK Law

PARMA 2024 CONFERENCE SESSIONS

Friday, February 23, 2024 8:45 am-10:15 am

H1 Schools Roundtable

Focus: Risk Management **Level:** General Interest

Schools face unique and ever-evolving challenges both big and small. Come and bring your issues, questions, solutions, and best practices to the Schools Roundtable. Topics are provided by attendees. Past topics have included pandemic diseases, employment practices liability, cyber liability, active shooter policies and protocols, pesticides, Cal/OSHA compliance, and more! It has the same title every year, but it is a completely different session. Someone in the room has had the same issues you are facing. Please bring your questions. Please bring your answers.

Speaker: Russ Olsen, ARM-P, Ventura County Schools Self-Funding Authority

H2 Pain Points: Four Banes of Our Existence and Creative Claims Solutions to Lessen Your Stress

CE/MCLE

Focus: Workers' Comp **Level:** Intermediate

Interactive panel with three experienced professionals to discuss four common pain points that can cause case dysfunction, poor communication, result in unnecessary litigation, and delay case disposition. The common pain points are (1) utilization review and inconsistent responses or failures of common sense, (2) work restrictions and strategies to get your employees back to work, (3) the late arising compensable consequence and how to better anticipate and understand the scope of your case, and (4) how to avoid the recently increased penalty provisions of SB 1127. Audience participation will be encouraged!

Speakers: Jesus Mendoza, Laughlin, Falbo, Levy & Moresi LLP; Paul Kim, MD, MPH, MBA, QME, FACOEM, Keystone Industrial Medicine; Sunny White, Athens Administrators

H3 Your Officer is Charged with Murder. Now What? Discussing the Intersection of Criminal, Civil, and Administrative Investigations

Focus: Liability

Level: Intermediate

The presenters are trial attorneys and claims administrators in the criminal, civil, and administrative policy arena. They will provide guidance based on actual cases they have defended. Topics may include PC 835(a), a section of the state's penal code that outlines the circumstances under which law enforcement officers can use reasonable force to perform their duties. Specifically, PC 835(a) states that "Any peace officer who has reasonable cause to believe that the person to be arrested has committed a public offense may use reasonable force to effect the arrest, to prevent escape or to overcome resistance" the agenda of progressive district attorney; the department's immediate public safety statement; the administrative investigation; the officer's employment status; the expense of defending the civil case; conflict counsel for the civil case; 5th Amendment ramifications; Rule 68 considerations.

Speakers: Patrick Moriarty, Castillo Moriarty Tran & Robinson; Joanne Tran, Castillo Moriarty Tran & Robinson; John Robinson, Castillo, Moriarty, Tran & Robinson



JOIN US FOR THE
PUBLIC AGENCY RISK MANAGEMENT ASSOCIATION
GOLF TOURNAMENT

registration 6:30 am | shotgun start 8:00 am
scramble | contests | prizes | awards

Indian Wells Golf Resort
— CELEBRITY COURSE —
44-500 Indian Wells Lane, Indian Wells, CA 92210

February 20, 2024
Entry: \$200 per player | \$800 per foursome

All proceeds go to the
Susan Eldridge and Ben Francis Scholarship Funds

www.parma.com

**MIKE ERUZIONE — GOLD MEDALIST
1980 U.S. OLYMPIC HOCKEY TEAM CAPTAIN**

February 23, 2023 | 10:30 am – 11:45 am

Mike Eruzione served as the captain that led the 1980 United States Olympic Hockey Team to its Gold Medal victory in Lake Placid, NY. The highlight of the games for Mike was scoring the game-winning goal against the Soviet Union. That victory against the Soviets advanced the U.S. Hockey Team to the Gold Medal Game where they beat Finland to win the Gold Medal.



REGISTRATION FORM

Three Ways to Register!

ONLINE: www.PARMA.com

MAIL TO: PARMA
One Capitol Mall, Ste. 800
Sacramento, CA, 95814

FACSIMILE: (916) 444-7462

Hotel Reservations

Upon completion and payment of your registration you will receive a confirmation email with details on reserving a hotel room.

Important Deadlines

12/6/2023..... Early Bird Pricing Last Date

12/7/2023..... Regular Pricing Start Date

2/12/2024 Onsite Registration Only

Refund Policy

See page 3 for details.

Registration Information

Company/Public Entity

Main Contact

Contact Address

City / State / Zip

Cell Phone

Fax

Email

Special Needs? Diet Restrictions? Let us know:

Registration Pricing

	MEMBER EARLY	MEMBER REGULAR	MEMBER ONSITE	NON-MEMBER EARLY*	NON-MEMBER REG*	NON-MEMBER ONSITE*
Public Entity (1st Person)	\$449	\$549	\$649	\$619	\$719	\$819
Public Entity (2nd and Add'l Registrations)	\$399	\$499	\$599	\$489	\$589	\$689
Associate Registration (Non Public Entity)	\$999	\$1,099	\$1,199	\$1,299	\$1,399	\$1,499
Sponsor Additional Registrations	\$549	\$649	\$749	\$849	\$949	\$1,049
Guest (Includes all meals and special events)	\$449	\$549	\$649	\$749	\$849	\$949

Attendee Pricing for Non-PARMA Members

*Registration includes a one-year, non-refundable membership to PARMA. **Only one person from each company needs to register at the nonmember rate.** All others from the same company/entity can use the additional member pricing. Check here to opt-out of the PARMA membership.

Attendees

Type (see chart above)	Fee (see chart above)	Name	Title	Email
Total \$		Upon completion of and payment of your registration you will receive a confirmation email with details on reserving a hotel room.		

Payment Information

Credit Card Check (Check Number _____)

Credit Card Number

Exp. Date

Security Code

Billing Address (include postal code)

Name on Card

Signature